



# **BUDGET** The United States

Department of the Interior

# **JUSTIFICATIONS**

and Performance Information  
Fiscal Year 2020

## **FISH AND WILDLIFE SERVICE**

NOTICE: These budget justifications are prepared for the Interior, Environment and Related Agencies Appropriations Subcommittees. Approval for release of the justifications prior to their printing in the public record of the Subcommittee hearings may be obtained through the Office of Budget of the Department of the Interior.



Printed on  
Recycled Paper

**DEPARTMENT OF THE INTERIOR  
U.S. Fish and Wildlife Service**

***Fiscal Year 2020 President’s Budget***

**Table of Contents**

**Executive Summary** ..... EX - 1  
 Organization Chart ..... EX - 6  
 Overview of Fiscal Year 2019 Request ..... EX - 9  
 Agency Priority Goals..... EX - 16

**Budget at a Glance Table** ..... BG - 1  
 Summary of Fixed Costs ..... BG - 4

**Appropriation: Resource Management**

    Appropriations Language .....RM - 1  
 Summary of Requirements .....RM - 12  
 Justification of Fixed Costs and Internal Realignment .....RM - 13

**Ecological Services**

    Overview ..... ES - 1  
 Listing ..... ES - 3  
 Planning and Consultation ..... ES - 4  
 Conservation and Restoration ..... ES - 7  
 Recovery ..... ES - 10

**Habitat Conservation**

    Overview ..... HC - 1  
 Partners for Fish and Wildlife ..... HC - 3  
 Coastal Program ..... HC - 5

**National Wildlife Refuge System**

    Overview ..... NWRS - 1  
 Refuge Wildlife and Habitat Management..... NWRS - 4  
 Refuge Visitor Services..... NWRS - 7  
 Refuge Law Enforcement ..... NWRS - 10  
 Refuge Maintenance..... NWRS - 13

Conservation and Enforcement

**Migratory Bird Management**

Overview.....MB - 1  
 Conservation and Monitoring.....MB - 3  
 Permits.....MB - 7  
 Federal Duck Stamp Program .....MB - 8  
 North American Waterfowl Management Plan/ Joint Ventures ..... MB – 10

**Law Enforcement** .....LE - 1

**International Affairs** .....IA - 1

**Fish and Aquatic Conservation**

Overview.....FAC - 1  
 National Fish Hatchery System Operations.....FAC - 4  
 Maintenance and Equipment.....FAC - 7  
 Aquatic Habitat and Species Conservation.....FAC - 9

**Cooperative Landscape Conservation** .....CLC - 1

**Science Support**

Overview.....SS - 1

**General Operations**

Overview.....GO - 1  
 Central Office Operations.....GO - 3  
 Regional Office Operations.....GO - 5  
 Servicewide Bill Paying.....GO - 7  
 National Fish and Wildlife Foundation .....GO - 9  
 National Conservation Training Center .....GO - 10

**Appropriation: Construction**

Appropriations Language ..... C - 1  
 Applicable Laws, Acts, and Orders..... C - 1  
 Justification of Fixed Costs and Internal Realignment..... C - 3  
 Overview ..... C - 4  
 Nationwide Engineering Services ..... C - 6  
 Dam, Bridge, and Seismic Safety..... C - 8  
 Line-Item Construction .....C - 10  
 Construction Five-Year Plan..... C - 20

**Appropriation: Land Acquisition**

Appropriations Language .....LA - 1  
 Authorizing Statutes .....LA - 1  
 Justification of Fixed Costs and Internal Realignment.....LA - 2  
 Overview .....LA - 3

**Appropriation: National Wildlife Refuge Fund**..... RF - 1

**Appropriation: Cooperative Endangered Species Conservation Fund** .... CESCOF - 1

**Appropriation: North American Wetlands Conservation Fund** .....NAW - 1

**Appropriation: Multinational Species Conservation Fund** .....MS - 1

**Appropriation: Neotropical Migratory Bird Conservation Fund**..... NEO - 1

**Appropriation: State and Tribal Wildlife Grant Program**..... STWG - 1

**Appropriation: Federal Aid in Sport Fish Restoration** .....SF - 1

**Appropriation: Federal Aid in Wildlife Restoration** ..... WR - 1

**Appropriation: Migratory Bird Conservation Account**..... MBC - 1

**Appropriation: Recreation Fee Program** .....REC - 1

**Appropriation: Contributed Funds.** ..... CF - 1

**Appropriation: Miscellaneous Permanent Appropriations**.....MP - 1

**Administrative Provisions and Legislative Proposals**

    Administrative Provisions ..... AP - 1

**Appendices**

    Section 403 Compliance.....APX - 1

    Employee Count by Grade .....APX - 3

    Allocations Received from Other Accounts .....APX - 4



This page intentionally left blank.

# Executive Summary

# Conserving the Nature of America

## The U.S. Fish and Wildlife Service

The U.S. Fish and Wildlife Service (Service) is the oldest Federal conservation agency, tracing its lineage back to 1871, and the only agency in the Federal government whose primary responsibility is management of fish and wildlife for the American public. The Service helps ensure a healthy environment for people by providing opportunities for Americans to enjoy the outdoors and our shared natural heritage.

The first predecessor of the Service was the U.S. Fish Commission, which was established on February 9, 1871 under the Department of Commerce, and renamed the Bureau of Fisheries on July 1, 1903. The second predecessor bureau was the Office of Economic Ornithology and Mammalogy established in 1885 under the Department of Agriculture. In 1896, it was renamed the Division of Biological Survey and in 1905 renamed again the Bureau of Biological Survey. The Biological Survey was responsible for the protection of all non-fish species in the U.S. In 1900, the Biological Survey pioneered the Federal role in wildlife law enforcement with the passage of the *Lacey Act*. In 1903, as a result of an executive order by President Theodore Roosevelt, the Biological Survey began to administer the Pelican Island Bird Reservation, the first unit of what has become the modern National Wildlife Refuge System.



*Kids ice fishing day at Genoa National Fish Hatchery.*  
Credit: USFWS

In 1939 the Bureau of Biological Survey and the Bureau of Fisheries were merged and transferred to the Department of the Interior. One year later, the merged Bureau officially became the U.S. Fish and Wildlife Service.

Although at least three departments governed the bureau and many name changes occurred, the Service's mission has remained remarkably consistent for the last 148 years. The Service mission is to work with others to conserve, protect, and enhance fish, wildlife, plants and their habitats for the continuing benefit of the American people. A wide range of Federal laws and executive orders provide the Service with principal

trust responsibility to protect and conserve migratory birds, threatened and endangered species, certain marine mammals, and inter-jurisdictional fisheries. This mission clearly contemplates fostering access to wildlife refuges in order to educate and inspire the public.

The Service believes connecting Americans directly with the Nation's wildlife heritage is a priority. To accomplish this goal, the Service will continue to make the wildlife refuges more welcoming to new and diverse audiences, and offer new hunting and fishing programs which serve the dual purpose of conservation and recreation.

The 2016 *National Survey of Fishing, Hunting, and Wildlife-Associated Recreation*, indicated that 101.6 million Americans, 38 percent of the U.S. population 16 years old and older, enjoyed some form of fishing, hunting, or wildlife-associated recreation. The report also noted that outdoor recreation is a huge contributor to our Nation's economy, spurring annual expenditures estimated at \$156.3 billion. This

spending creates thousands of jobs, supports countless local communities and their economies, and provides vital funding for conservation.

The Service's National Wildlife Refuge System plays an essential role in providing outdoor recreation opportunities to the American public and the associated economic benefits to local communities. In FY 2018, over 55 million visitors to National Wildlife Refuges hunted, fished, observed or photographed wildlife, or participated in environmental education or interpretation on a refuge. The most popular visitor activities were use of our trails, wildlife auto routes, and wildlife observation programs. These activities help National Wildlife Refuges serve as an economic engine for local communities, helping to annually support 37,000 jobs and \$2.4 billion in visitor expenditures according to the Service's latest *Banking on Nature* report, published in 2013.

American sportsmen and sportswomen are the backbone of the North American Model of Wildlife Conservation that is admired around the globe. The 2020 budget sustains this commitment and also emphasizes the recovery of species, land health, and leveraged conservation partnerships. The budget invests in expanding access for sportsmen and sportswomen, supports the Administration's initiative to better protect habitat and research migration corridors for iconic North American big game species, and maintains support for important coastal and wetland restoration programs like the North American Wetlands Conservation Act.

Waterfowl hunting provides one important example of a traditional outdoor way of life. The Service provides opportunities for waterfowl hunting experiences across the Nation, and it ensures that this form of recreation can be practiced for years to come through sustainable harvests. Of the 567 wildlife refuges and 38 Wetland Conservation Districts, 377 are open to some type of hunting, and 312 are open to fishing. Over 2.4 million hunters and over 7.3 million recreational anglers visited these refuges last year.



A birding tour participant focuses in on a perched tree swallow.  
Credit: Larry Dean/USFWS

Of all the wildlife in the United States, birds attract the biggest following. According to the *2016 National Survey of Fishing, Hunting, and Wildlife-Associated Recreation*, there were 45 million birdwatchers 16 years of age and older in the United States. Wildlife refuges provide wonderful places to observe birds, especially during major bird festivals that coincide with spring or fall migrations.

The Service is also responsible for implementing some of our Nation's most important and foundational environmental laws, such as the *Endangered Species Act (ESA)*, *Migratory Bird Treaty Act (MBTA)*, *Marine Mammal Protection Act*, *Lacey Act*, and international agreements such as the *Convention on International Trade in Endangered Species (CITES)*.

While the Service holds the responsibility for conserving trust resources across broad landscapes, its work is impossible without vital partnerships with States, Tribes, and others to conserve natural resources. One area of particular focus for the Service is its partnerships with landowners. The Service invests in keeping landowners on their land, and preserving working landscapes for the benefit of plants, wildlife, and agriculture, ranching, timber and other traditional land uses. In many cases, species will greatly benefit from appropriately managed private lands. The Service has several tools to help private landowners be good

stewards of their lands, and has worked with landowners across the west to preserve open spaces. We have provided funding for habitat restoration and species recovery projects, such as the Malpai Borderlands project in Arizona and New Mexico to encourage ranching and other traditional land uses that will sustain the nature of the west for future generations. The group's efforts on behalf of the jaguar, the leopard frog, the long-nosed bat, and the ridge-nosed rattlesnake, among others, have resulted in a more secure future for those species as well as for the landowners whose livelihoods help maintain habitats.

## The Service's Organization

The Service has headquarters in Washington, D.C. and Falls Church, Virginia, with regional offices located across the country and over 700 field stations. These stations include 567 units of the NWRs; seven National Monuments; 80 Ecological Services Field Stations; 70 National Fish Hatcheries; one historical National Fish Hatchery (D.C. Booth in South Dakota); eight Fish Health Centers; seven Fish Technology Centers; 51 Fisheries Offices; and waterfowl production areas in 209 counties managed within 38 Wetland Management Districts and 50 Coordination Areas. The Service works with diverse partners to accomplish its conservation mission, including other Federal agencies, State and local governments, Tribes, international organizations, and private organizations and individuals.

The Director reports to the Department of the Interior's Assistant Secretary for Fish, Wildlife and Parks, and has direct line authority over headquarters and the Regional Directors. Headquarter-based Assistant Directors provide policy, program management, and administrative support to the Director. The Regional Directors guide policy and program implementation, supervising the field structures, and coordinating activities with partners.

In 2019, the Service consolidated administrative functions into a single organization. The new Joint Administrative Operations (JAO), led by the Assistant Director for Management and Administration, fulfills the Service's needs for administrative support, including human resources, contracting, finance, safety, and general services, at a reduced cost to the American taxpayer. In 2020, the Service proposes to restructure subactivities within General Operations to align with the JAO and deliver shared services to regional and field station managers.

Over many decades, the Department of the Interior experienced new bureaus becoming established on an ad hoc basis with their own unique regional organizations. This ultimately resulted in a complicated series of 49 regional boundaries among 8 bureaus. This complexity led to the situation where bureau regional leadership was often focused on different geographic areas, did not have adequate and shared understanding of the needs and perspectives of regional stakeholders, and opportunities to share administrative capacity across bureaus were difficult to recognize and implement. Further, members of the public were often frustrated by problems in inter-bureau decision making where uncoordinated timelines and processes could lead to unnecessarily long delays in reaching a decision. The Department's reorganization is focused on making improvements across each of these areas.

The 2020 budget request for the Service includes \$5.7 million to support the reorganization of the Department of the Interior. After working closely with stakeholders across the country on options to consolidate Interior's 49 different regions into common regions, on August 22, 2018, the Department announced the designation of Interior's 12 new unified regions. As a result of Tribal consultation, BIA, BIE, and the Office of the Special Trustee for American Indians will not realign their regional field structures.

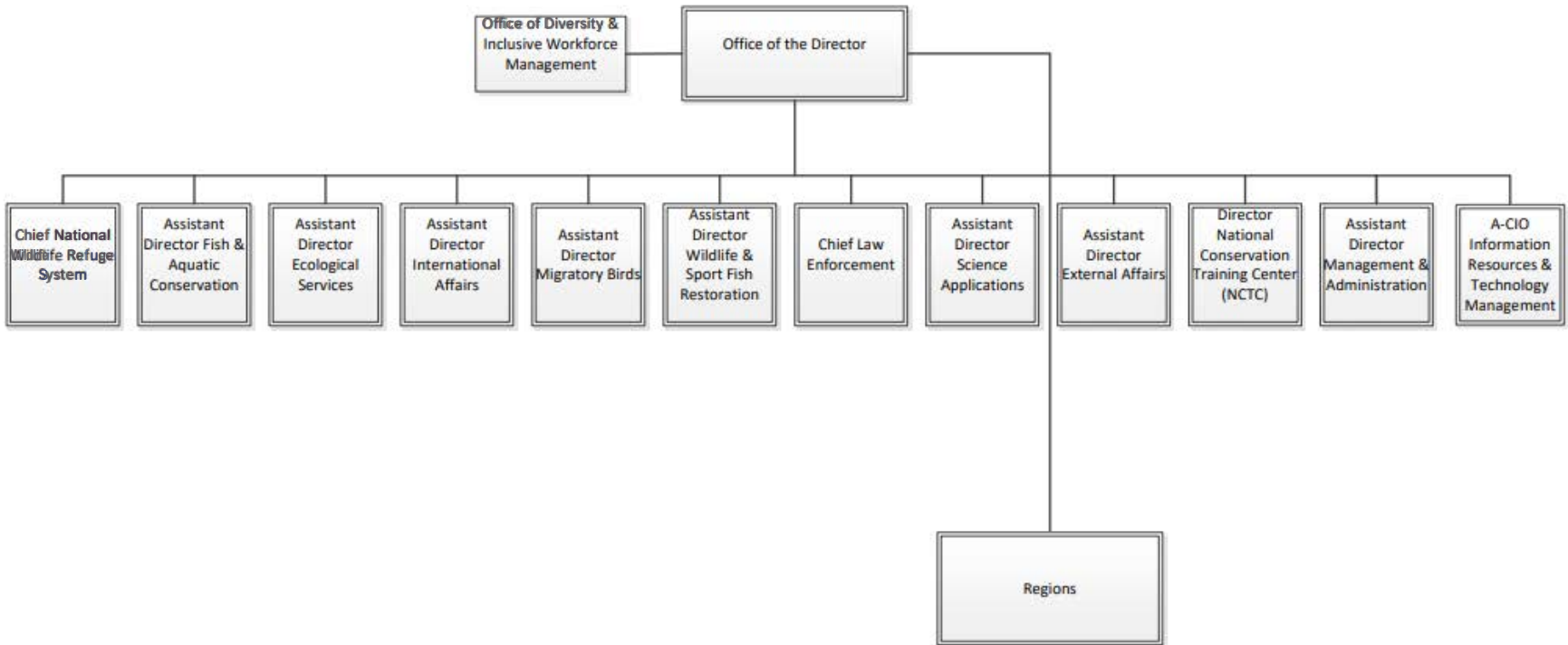
Establishing unified regions across bureaus is the cornerstone of the reforms designed to improve Interior's service delivery to the public. Within each unified region, bureaus will focus work on the same resources and constituents and improve coordination across the Department. For the public, fewer regions make it easier to do business with Interior, particularly when the public interacts with several bureaus or jurisdictions.

As part of the reorganization reforms, Interior will relocate some bureau headquarters functions out West where the preponderance of Interior's assets and acres are located. The Service is currently assessing what headquarters functions could be delivered more effectively out West and identifying staff and functions to

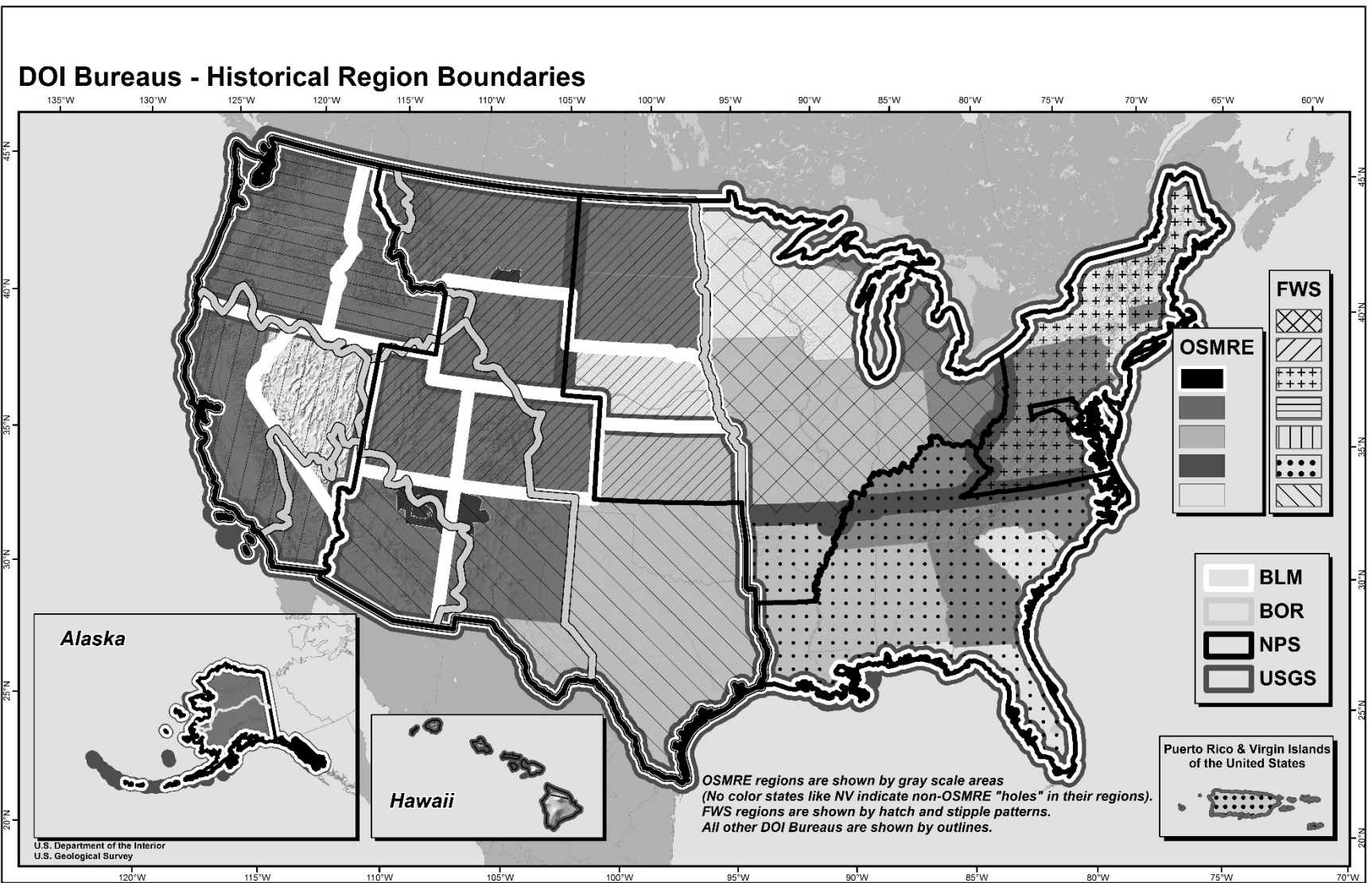
be moved. Interior will leverage the unified regional structure to improve and streamline business operations using shared services and best practices across the Department, focusing primarily on human resources, information technology, and acquisition services. Work is underway in 2019 to plan implementation, conduct analysis, and identify areas for collaboration within the new regions.



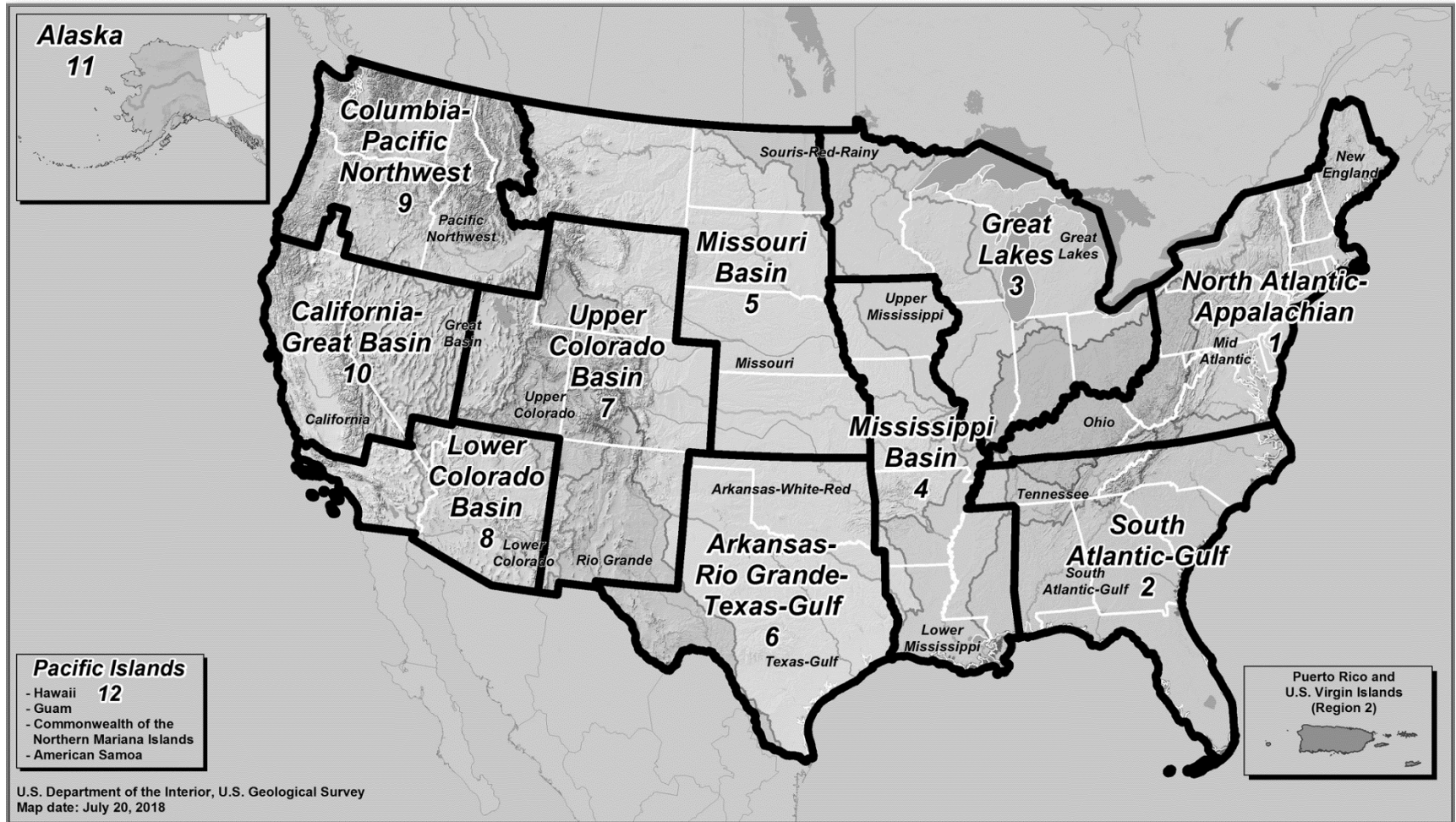
# U.S FISH & WILDLIFE SERVICE







# DOI 12 Unified Regions



## Overview of FY 2020 Budget Request

Budget Authority	FY 2018 Actual	2019 Annualized CR	2020 Request	Change from 2019 (+/-)
Discretionary Current Authority	1,594,646	1,594,646	1,363,904	-230,742
Cancellation of Balances <sup>1</sup>			-36,332	-36,332
Sub-total: Discretionary	1,594,646	1,594,646	1,327,572	-267,074
Supplemental Appropriation - Construction	210,629			+0
TOTAL: Discretionary	1,805,275	1,594,646	1,327,572	-267,074
Mandatory	1,460,587	1,363,537	1,484,770	+121,233
<b>Total \$\$\$</b>	<b>3,265,862</b>	<b>2,958,183</b>	<b>2,812,342</b>	<b>-145,841</b>
Discretionary	6,682	6,682	6,618	-64
Mandatory	238	238	238	+0
Transfers/Alloc.	1,509	1,509	1,514	+5
<b>TOTAL FTEs</b>	<b>8,429</b>	<b>8,429</b>	<b>8,370</b>	<b>-59</b>
<sup>1</sup> -\$31.008 million CESCOF and -\$5.324 million Land Acquisition				

## Overview

The 2020 President's Budget request for the Service totals \$2.8 billion, including current appropriations of \$1.3 billion. The Budget also includes \$1.5 billion available under permanent appropriations, most of which will be provided directly to States for fish and wildlife restoration and conservation. The Service estimates staffing will equal 8,370 full time equivalents (FTE) in 2020.

The Service's priorities reflect those of the Acting Secretary of the Interior, and provide the foundation for the Service's budget request.

1. Create a conservation stewardship legacy by expanding access to DOI lands for hunting and fishing;
2. Sustainably develop our energy & natural resources;
3. Restore trust & be a good neighbor;
4. Ensure Tribal sovereignty means something;
5. Increase revenues to support DOI and national interests;
6. Protect our people and the border;
7. Strike a regulatory balance;
8. Modernize our infrastructure; and
9. Reorganize DOI for the next 100 years.

### **Create a Conservation Stewardship Legacy**

The Service's National Wildlife Refuge System embodies the Department's commitment to conserving our lands and waters and our Nation's commitment to conserving fish and wildlife for all Americans and future generations. With 567 refuges in all U.S. States and Territories, the Refuge System provides lands and waters for thousands of species of wildlife and plants, sanctuary for hundreds of threatened and endangered species, and secure spawning areas for economically and recreationally important native fish. Refuges are home to over 700 migratory bird species, 220 mammal species, 250 reptile and amphibian species, and more than 1,000 fish species, and offers protection to over 380 threatened or endangered plants or animals.

Another program that supports this Department goal is the Ecological Services Recovery Program, which strives to recover endangered and threatened species. The Service plays a vital role in guiding the recovery planning process, and in facilitating, supporting, and monitoring the implementation of recovery actions by the Service and others. The Service focuses on the Endangered Species Act (ESA) mandates that are inherently Federal, including development of recovery plans. Recovery plans are developed collaboratively with interested partners. Recovery plans may address multiple species and identify specific recovery tasks, establish downlisting and delisting criteria, and provide timetables and cost estimates. The Service works with other DOI bureaus, Federal agencies, States and other stakeholders to ensure all recovery plans have objective and measurable recovery criteria and address 5-year status review recommendations on the national workplan over the next three years. With proposed 2020 Recovery funding, the Service anticipates proposing or finalizing 36 delisting or downlisting rules.

### **Reducing the Regulatory Burden**

The Service delivers conservation for imperiled species through its administration of the ESA, which provides a suite of voluntary tools for private landowners to undertake conservation practices for the benefit of species. The Service is committed to strengthening delivery of conservation under the ESA by making it easier to work with the agency on proactive conservation efforts for at-risk and threatened and endangered species.

The Service is committed to providing timely review and recommendations to facilitate decisions on proposed infrastructure, energy, and other development projects that contribute to job creation and economic growth, while ensuring that impacts to fish, wildlife, and their habitats are avoided, minimized or otherwise appropriately mitigated. The Service administers a variety of environmental review processes under various authorities. To ensure that the agency's regulations and policies are clear, effective, and do not pose unnecessary regulatory burden upon the public, the Service is reviewing current ESA regulations.

### **Expanding Outdoor Recreation and Access**

There are 567 refuges and 38 wetland management districts in the National Wildlife Refuge System. Of these, 377 are open to hunting and 312 are open to fishing. The 2020 budget request prioritizes activities that support conservation stewardship in alignment with Secretarial Order 3347, *Conservation Stewardship and Outdoor Recreation*, that calls for improving game and habitat management and increasing outdoor recreation opportunities, particularly for hunters, anglers, and other sportsmen and women. Such activities include opening acres of wildlife refuges to hunting and fishing opportunities while aligning regulations with the States to better increase access and strike a regulatory balance.

The Service will work with States, sportsmen and sportswomen partners, and industry to enhance access to hunting, fishing and recreation opportunities; reduce unnecessary regulatory barriers to access; reevaluate habitat management strategies to support healthy game populations; increase access on Service owned lands; ramp up programs that contribute to recruitment, retention, and reactivation of hunters and anglers and engage new audiences.

## **Protecting Our People and the Border**

Border security is critically important to the national security of the U.S. As managers of Federal properties along the U.S.-Mexico border, the Service coordinates closely with Customs and Border Protection (CBP) on border security issues to assure their access and to address resource protection challenges related to border impacts. The Service also works with CBP on infrastructure projects in an effort to minimize impacts to fish and wildlife while meeting their national security mission. The Service will continue these efforts and respond to the Administration's policy and program milestones on the border.

Funding for Refuge Law Enforcement supports safe and secure refuges where more than 55 million people per year enjoy wildlife-dependent recreation. Refuge System officers will help ensure the safety and security of the visiting public, Service employees, government property, and wildlife and their habitats. This funding will enable Refuge Law Enforcement and the Service's Emergency Management personnel to receive the necessary training, equipment, and supplies to ensure safe public access to refuges along our borders for hunting, fishing, wildlife photography and observation, and other compatible wildlife-dependent recreation.

In addition, our International Wildlife Trade program protects our borders from invasive species and illegal trade of domestic and foreign wildlife and plants. With funding provided in this budget, the Service will modernize its permitting system, including moving toward fully electronic application submission and permit processing. We will also work with our State wildlife agency partners to ensure that trade in commercially valuable native species is legal and sustainable, such as by implementing recommendations of State and Tribal working groups regarding American ginseng management and trade.

## **Ensure Tribal sovereignty means something**

While State fish and wildlife agencies are critically important partners in implementing the North American Model, arguably the strongest model of conservation in the world, the Department of the Interior has an equally important responsibility to follow through on its commitments to sovereign Indian Nations and territories. In addition to its consultation responsibilities, the Service works with Tribes on a variety of conservation efforts, from black-footed ferret recovery to fisheries management. The Service is committed to enhancing its relationships with Tribal partners and will take a series of actions to enhance government-to-government relationships with Tribes on conservation issues.

## **Department Wide Reorganization Plan**

A priority of the Administration is to optimize operations of the Federal government through meaningful reorganization and increased administrative efficiency. This includes aligning our own transformation with larger efforts in the Department and government-wide. To build resilience and flexibility in our organization, the Service is working to transform its organization with the goal of streamlining operations with a focus on field operations and support. In 2019-2020 the Service will consolidate all administrative functions under a single Assistant Director for Management and Administration.

## **Modernizing Our Infrastructure**

Interior and Agriculture manage an infrastructure asset portfolio with over \$18 billion in deferred maintenance, which includes structures, trails, roads, utility systems, and Bureau of Indian Education (BIE) schools. To address these needs, the budget includes \$6.5 billion over 5 years for a Public Lands Infrastructure Fund. The Fund will support infrastructure improvements through an allocation of 70 percent for national parks, 10 percent for national forests, 10 percent for wildlife refuges, five percent for BIE schools, and five percent for lands managed by the Bureau of Land Management. The Fund will be supported by the deposit of 50 percent of all federal energy development revenue that would otherwise be credited or deposited as miscellaneous receipts to the Treasury over the 2020–2024 period, subject to an annual limit of \$1.3 billion. Interior and Agriculture would prioritize projects, monitor implementation, and

measure results. This investment will significantly improve many of America's most visible, visited, and treasured places.

The facilities that the Service maintains for the public, from wildlife refuges to fish hatcheries, are suffering from a massive backlog of deferred maintenance totaling \$1.3 billion. The maintenance backlog includes \$280 million for roads, bridges and trails; \$311 million for water management and habitat structures; nearly \$355 million in hatcheries, boat docks, fishing piers, recreational sites and other public use infrastructure; and nearly \$355 million for visitor centers, offices, housing and historic structures. As crown jewels of our public lands, the Service will continue to focus appropriations on the infrastructure and public works of these important places to ensure the public has welcoming, safe, and reliable wildlife dependent recreational access on their public lands.

### **Public Lands Infrastructure Fund**

Interior and Agriculture manage an infrastructure asset portfolio with over \$18 billion in deferred maintenance, which includes structures, trails, roads, utility systems, and Bureau of Indian Education (BIE) schools. To address these needs, the budget includes \$6.5 billion over 5 years for a Public Lands Infrastructure Fund. The Fund will support infrastructure improvements through an allocation of 70 percent for national parks, 10 percent for national forests, 10 percent for wildlife refuges, five percent for BIE schools, and five percent for lands managed by the Bureau of Land Management. The Fund will be supported by the deposit of 50 percent of all Federal energy development revenue that would otherwise be credited or deposited as miscellaneous receipts to the Treasury over the 2020–2024 period, subject to an annual limit of \$1.3 billion. Interior and Agriculture would prioritize projects, monitor implementation, and measure results. This investment will significantly improve many of America's most visible, visited, and treasured places.

### **Government Reform**

President Trump signed an Executive Order to modernize and reform the executive branch and Interior is leading the way, developing and executing a program that will streamline processes and better serve the American people. The absolute first step in building a better and more efficient executive branch though is fostering a culture of ethics and respect amongst colleagues.

Interior has launched several top management objectives to better achieve Departmental goals and lead the agency moving forward. From day one of this Administration, Interior's leadership has made the work environment a priority. There is zero tolerance for any type of workplace harassment at Interior. The Department is instilling a culture change through clear management accountability, swift personnel actions, reporting procedures for harassment conduct, improved training, and substantive action plans.

In the area of anti-harassment efforts, each bureau and office has made significant headway in putting a diverse set of measures in place to prevent and address unacceptable conduct. Interior has also launched an internal Workplace Culture Transformation Advisory Council to include leadership from across the Department to keep a focus on Interior's commitment to the workplace environment. The Council will look at common issues raised in the Federal Employee Viewpoint Survey, ways to improve employee engagement, and building career paths which cross bureau silos; all with the goal to transform Interior's workplace culture for our employees, so they can realize their individual potential and be their most productive selves for the American people.

Another management priority is creating a strong ethical culture to ensure Interior employees honor the public's trust to manage taxpayer funds responsibly and avoid conflicts of interest. The expectations for appropriate employee conduct have been made clear. The Department has set goals and expectations for qualified ethics officials within Interior sufficient to ensure our operations are conducted ethically and ensure all employees have access to prompt, accurate ethics advice.

### Summary of Request

*Ecological Services* – The budget includes \$240.0 million to conserve, protect, and enhance listed and at-risk fish, wildlife, plants, and their habitats. The budget proposes \$107.5 million to support environmental reviews, consultation services, and permitting that enables economic development and the creation of American jobs. The budget prioritizes funding to promote the recovery of listed species and toward completing recovery actions and five-year species status reviews as required by the ESA. The budget proposes \$11.1 million for the Listing activity to focus available resources on the recovery of listed species.

*Habitat Conservation* – The request for Habitat Conservation includes \$54.4 million for the Partners for Fish and Wildlife program. The Coastal Program request is \$13.4 million.

*National Wildlife Refuge System* – Funding for the operation and maintenance of the National Wildlife Refuge System is requested at \$509.5 million. The request ensures access to high-quality opportunities for all Americans to enjoy wildlife-dependent recreation, including wildlife photography, hunting, and fishing and maintain habitat and facilities across the refuge system.

The request for the refuge system includes \$239.4 million for wildlife and habitat management. The request includes an additional \$5 million for invasive species early detection and rapid response on refuges and in coordination with partners. Invasive species are one of the most serious threats to native wildlife, fish, and plants in the Refuge System, and these threats are expected to grow. In fact, invasive species are the second greatest threat to biodiversity and Federally-listed threatened and endangered species, with habitat loss the first. Invasive species negatively affect native species through habitat modification, disruption of vital ecosystem functions, competition, predation, herbivory, transmission of pathogens, and by hybridizing with natives. Invasive species also impose a significant economic burden, damage infrastructure, and exacerbate wildfire.

The budget request includes \$80.9 million for Visitor Services. The Refuge System offers a variety of wildlife-dependent recreation opportunities and continues welcoming more visitors each year. The priority for wildlife refuges in FY 2020 is increasing opportunities and access for hunters and anglers. With more than 100 wildlife refuges within 25 miles of most major cities, wildlife refuges offer excellent opportunities for more Americans to enjoy all kinds of wildlife-dependent recreation. The budget continues support for hunting, fishing, and wildlife watching that benefit local communities. The budget also contains an additional \$1 million to support the urban refuges program, which reaches out to urban residents to encourage interest in wildlife-dependent recreation and conservation.

The request includes \$146.0 million for refuge facility and equipment maintenance. The budget prioritizes maintenance of Service-owned facilities and infrastructure such as water control structures and maintenance of administrative facilities. Addressing health and human safety deficiencies at existing facilities is the highest priority for maintenance funding.

*Migratory Bird Management* – To support cooperation with States on migratory bird management, the budget includes \$49.5 million for migratory bird management. In 2016, the most recent year in which the Service conducted the *National Survey of Fishing, Hunting, and Wildlife-Associated Recreation*, 2.4 million migratory bird hunters generated \$2.3 billion in economic activity, much of it in rural America supporting jobs in the travel, hospitality, and outdoor recreation industries. The 2020 budget request includes \$7.3 million for monitoring of waterfowl populations, which provides critical data for developing annual migratory bird hunting frameworks that States rely on to establish hunting seasons and maintain this economic activity.



*Law Enforcement* – The budget provides \$77.2 million for the law enforcement program to investigate wildlife crimes and enforce wildlife laws. The Service continues to cooperate with the State Department, other Federal agencies, and foreign governments to disrupt transportation routes connected to the illegal wildlife trafficking supply chain. The Service will continue to cooperate with other nations to combat wildlife trafficking to halt the destruction of some of the world’s most iconic species, such as elephants and rhinos, by stopping illicit trade; ensuring sustainable legal trade; reducing demand for illegal products; and providing technical assistance and grants to other nations to develop local enforcement capabilities.

*International Affairs* – The budget includes a total of \$16.6 million for the Service’s international program. The Service provides technical and financial assistance to partners to support innovative projects that address wildlife poaching and trafficking by strengthening enforcement, reducing demand for illegally traded wildlife, and expanding international cooperation and commitment to mitigate this threat.

*Fish and Aquatic Conservation* – The budget includes a total of \$155.6 million for Fish and Aquatic Conservation. The request includes \$56.4 million for operation of the National Fish Hatchery System. The Service will address top priorities such as recovery of federally-listed threatened or endangered species, restoration of imperiled species, and fulfillment of Tribal partnerships and trust responsibilities. The Service will cooperate with Federal agency partners to mitigate impacts of Federal water projects via reimbursable service agreements. Mitigation hatcheries provide sportfish that increase opportunities for recreational fishing and contribute to local economies. The budget includes \$25.8 million for maintenance of infrastructure including pumps and raceways at fish hatcheries.

The budget proposes \$73.4 million for Aquatic Habitat and Species Conservation, including \$7.8 million for combating Asian carp and \$14.0 million for fish passage improvements, including dam and culvert removal or replacement to open streams and rivers to native fish restoration. The budget maintains funding for management of subsistence fishing in Alaska and fishery monitoring, management, and restoration nationwide.

*General Operations* – The Service’s General Operations budget totals \$140.9 million. The Service is in its second year of consolidating administrative services, and changes are proposed to the funding structure to provide the new Management and Administration program a defined funding source. The request includes \$7.0 million for the National Fish and Wildlife Foundation to support conservation projects, and \$21.4 million for the operation and maintenance of the National Conservation Training Center.

*Construction* – The Service requests \$15.7 million for construction in FY 2020.

*Land Acquisition* – The Service’s request for the Land Acquisition account is \$9.9 million. The FY2020 Budget focuses available funds on the protection and management of existing lands and assets. Acquiring new lands is a lower priority than funding ongoing operations and maintenance.

*North American Wetlands Conservation Act Grants (NAWCA)* – The Service is requesting \$40.0 million for NAWCA grants, which provide funding for land acquisition by non-Federal partners for wetlands conservation.

*Multinational Species Conservation Fund* – The 2020 request for this international species grant account is \$6 million.

*Neotropical Migratory Bird Conservation Fund* – The Service proposes \$3.9 million for these North American bird conservation grants.



*State Wildlife Grants* – The request for this program is \$31.3 million. These grants are provided to States for wildlife conservation.

The full report on the Service's contributions to Departmental performance goals will be published as part of the Annual Performance Plan and Report. It will be available in March, 2019 as a companion report to this document. The report provides the a trend of accomplishments for the last five years, includes targets for the next two years and the associated current year funding and supporting strategic actions.

## Agency Priority Goals

### Ensure Clear, Quantitative Criteria for Threatened and Endangered Species Recovery Plans Agency Priority Goal

#### **Bureau Contribution**

The ESA requires that the Service develop and implement recovery plans for the conservation and survival of endangered and threatened species found in the U.S., which incorporate objective, and measureable criteria for recovering listed species. Good, defensible criteria for recovering species is critical to inform priorities, engage partners in conservation activities and direct resources towards the most immediate needs.

#### **Implementation Strategy**

Recovery plans provide the Service, partners, stakeholders, and the public a road map and goals for achieving recovery of listed species. Clear criteria for delisting a species directs resources to activities and actions that will most benefit the listed species. This measure will report on the number of recovery plans that provide quantitative criteria for delisting a species under the ESA.

The data source for this measure is the Service's Threatened and Endangered Species System database (contained within the Service's Environmental Conservation Online System, ECOS). The database includes information on all listed species, including their recovery plans, and when the species final recovery plan was completed. Determining whether the criteria used in the plan is quantitative will be determined through a review of each plan and tracked in a separate file.

#### **Performance Metrics**

For published recovery plans, Ecological Services is the lead component within Service for reviewing these plans to confirm that each plan provides quantitative criteria. For recovery plans under development or not yet initiated, the Service will require quantitative criteria be developed as part of the drafting and finalizing of the recovery plan.

# Strategic Objective Performance Summary

The Service contributes to meeting the Department's performance goals in three of the Department's six mission areas, as discussed below.

## Departmental Mission Area: Conserving Our Land and Water

### Bureau Contribution

The Service met or exceeded two of the four FY 2018 targets set for the Strategy: Provide stewardship of land, surface water, streams and shorelines performance metrics, contributing to the Department meeting its metrics for FY 2018 in this strategic objective.

The Service met or exceeded five of the seven FY 2018 targets set for the Strategy: Provide stewardship of wildlife, bird, fish, and plant species performance metrics, contributing to the Department's meeting or exceeding its metrics for FY 2018.

Funding in FY 2020 enables the Service to support the National Wildlife Refuge System, which administers a national network of lands and waters for the conservation, management, and where appropriate, restoration of the fish, wildlife, and plant resources and their habitats within the U.S. for the benefit of present and future generations of Americans. Wildlife refuges are home to more than 700 species of birds, 220 species of mammals, 250 reptile and amphibian species, and more than 1,000 species of fish. Wildlife refuges manage a full range of habitat types – wetlands; prairies; coastal and marine areas; temperate, tundra and boreal forests. Managing these habitats requires controlling or eradicating invasive species, using fire in a prescribed manner, assuring adequate water resources, and assessing external threats like development or contamination. The Service uses prescribed fire to reduce dangerously overgrown vegetation-known as hazardous fuels- to keep habitat in good condition. In FY 2018, the Refuge System conducted prescribed burns across more than 325,000 acres. These actions help reduce the risk of devastating wildfires that can threaten people, fish, wildlife and plants.

The Partners for Fish and Wildlife Program has grown into a large and diversified habitat restoration program assisting thousands of private landowners across the Nation and the Coastal Program provides incentives for voluntary protection of threatened, endangered and other species on private and public lands alike. The *North American Wetlands Conservation Act* provides matching grants to organizations and individuals who have developed partnerships to carry out wetlands conservation projects in the United States, Canada, and Mexico for the benefit of wetlands-associated migratory birds and other wildlife. The FY 2020 request will maintain the Service's support for work with partners on private, State, and other Federal lands to conserve and restore habitat for fish and wildlife and plant species.

As the principal Federal partner responsible for administering the ESA, the Service takes the lead in recovering and conserving our Nation's imperiled species by fostering partnerships, employing scientific excellence, and developing a workforce of conservation leaders. The FY 2020 request will provide funding for the Service to work in partnership with others, on two major goals, 1) conserve candidate species and species-at-risk so that listing under the ESA is not necessary; and 2) protect endangered and threatened

species, and pursue their recovery. These goals are achieved through the following activities: candidate conservation; consultations; grants; habitat conservation plans; international activities; listing and critical habitat; recovery; and working with Tribes.

The Service Fisheries Program works at the intersection of fisheries science and management, developing and using the latest techniques to conserve America's fisheries. Fisheries science is an integrative approach to understanding the biology, ecology, and economics of a fishery with the goal of sustainable management. The Service analyzes and approves new drugs and chemicals for aquatic species; monitors population levels and responses to environmental changes; maps habitat usage; identifies pathogens and diseases; breeds and grows fish; and evaluates population structure using genetics. The Service applies scientific data to focus conservation activities on high-priority species and habitats to protect and maintain stable populations and healthy habitats, and restore degraded habitats and depleted populations.

Funding in FY 2020 will allow the Service to maintain efforts to oversee its legal mandate and trust responsibility to maintain healthy migratory bird populations for the benefit of the American public. More than 25 laws, treaties, and conventions authorize the Service to conserve more than 1,000 species of migratory birds and their habitats. Primary among these mandates is the Migratory Bird Treaty Act (MBTA) of 1918, which establishes Federal responsibility for protecting and managing migratory birds. It also implements four international treaties affecting migratory birds common to the U.S., Canada, Mexico, Japan and the former Soviet Union. Management activities include establishing hunting seasons, bag limits, and other regulations and issuing permits to possess or use migratory birds. Other important laws that directly and significantly impact program activities include the Bald and Golden Eagle Protection Act, the North American Wetlands Conservation Act, and the Neotropical Migratory Bird Conservation Act, which promote habitat and bird conservation across North America and throughout the western hemisphere.

### **Implementation Strategy**

The Service will continue its efforts improve land and water health and sustaining fish, wildlife and plant species in FY 2020. The response by species to changes in habitat (or other stressors on their health and sustainability) can take years before it can be measured and therefore, measures related to overall status of species tend to move slowly across the years. Also, especially on projects conducted with partners on private lands, results can vary widely from year to year based on the makeup of projects and the partnerships in effect in that time span. The Annual Performance and Plan and Report (APP&R) contains details on some of the variability of specific measures.)

More details on specific actions are included in other parts of this budget request and in the APP&R that accompanies the FY 2020 Budget request and are not repeated here in an effort to reduce redundancy.

### **Performance Metrics**

The Service contributes to four DOI Strategic Plan measures in the Strategy: Provide stewardship of land, surface water, streams and shorelines; and seven DOI Strategic Plan measures in the Strategy: Provide stewardship of wildlife, bird, fish, and plant species.

The related performance measures (including data) are included in the APP&R that accompanies the FY 2020 Budget request and are not repeated here in an effort to reduce redundancy.

## **Departmental Mission Area: Expanding Outdoor Recreation and Access**

### **Bureau Contribution**

The Service met or exceeded both FY 2018 targets set for the Strategy: Promote hunting, fishing and other recreation on DOI lands and waters.

In response to Secretarial Orders (S.O.) 3347 and 3356, the Chief of the Refuge System has led an effort to assess the Service's hunting and sport fishing regulatory alignment to State regulations, and support Regional Directors' in identifying opportunities to increase access for hunters and anglers. A web-based tool called the Service's Hunt/Fish Opportunity Tool (SHOT) was developed, and a team of Regional Chiefs of Hunting and Fishing are assessing all Service lands and waters for regulatory alignment to State hunting and fishing regulations. As part of the 2018-2019 station-specific final rule, which published in the Code of Federal Regulations on September 10, 2018, 30 refuges opened or expanded opportunities for hunters and anglers on 251,000 acres of the Refuge System. As assessments are completed in 2019, this data will support further proposals to increase access for hunters and anglers for the 2019-2020 station-specific rule.

### **Implementation Strategy**

The Service will continue its efforts in promoting hunting, fishing and other recreation on Service lands and waters in FY 2020. More details on specific actions are included in other parts of this budget request and in the APP&R that accompanies the FY 2020 Budget request and are not repeated here in an effort to reduce redundancy.

### **Performance Metrics**

The Service contributes to two DOI Strategic Plan measure in this strategic objective. The related performance measures (including data) are included in the APP&R that accompanies the FY 2020 Budget request and are not repeated here in an effort to reduce redundancy.

### **Bureau Contribution**

The Service met its FY 2018 target for the Strategy: Enhance the enjoyment and appreciation of our natural and cultural heritage by creating opportunities for play, enlightenment, and inspiration. A visitor survey, conducted at selected, representative Refuge System locations showed increased visitor satisfaction over previous years in all facets of their experience. This updated result helped the Department also meet its overall goal for visitor satisfaction.

The National Wildlife Refuge System Improvement Act of 1997 provides direction to the Refuge System to provide "...compatible wildlife-dependent recreational uses involving hunting, fishing, wildlife observation, wildlife photography, environmental education and interpretation as priority public uses of the Refuge System." In addition, many of the Service's fish hatcheries also provide opportunities for the public to visit and learn more about aquatic wildlife, fish, and fish hatcheries, as well as take advantage of recreational activities on hatchery grounds. The FY 2020 request will enable the Service to maintain opportunities for outdoor recreation at National Wildlife Refuges and National Fish Hatcheries at levels similar to FY 2018.

**Implementation Strategy**

The Service will continue its visitor service programs at similar levels in FY 2020, compared to FY 2018, and expects to maintain its current high level of visitor satisfaction (90%). More details on specific actions are included in other parts of this budget request and in the APP&R that accompanies the FY 2020 Budget request and are not repeated here in an effort to reduce redundancy.

**Performance Metrics**

The Service contributes to one DOI Strategic Plan measure in this strategic objective. The related performance measure (including data) is included in the APP&R that accompanies the FY 2020 Budget request and is not repeated here in an effort to reduce redundancy.

**Departmental Mission Area: Modernizing Our Organization and Infrastructure for the Next 100 Years**

The Service met or exceeded one of the three FY 2018 targets for the Strategy: Maintain critical DOI infrastructure and facilities to ensure effective operations and service delivery, contributing to the Department meeting its metrics for FY 2018 in this strategic objective.

**Bureau Contribution**

The Refuge System is the Service's primary organization responsible for identifying, protecting, and sharing historic structures and historic resources. The three primary goals are to (1) evaluate, through a systematic, open-minded study by archeologists, historians, and other specialists to locate resources and to discover or substantiate their significance; (2) provide considerable thought to the problem of simultaneously protecting resources and making them available to the public; and (3) implement essential and appropriate treatment programs and protective measures. The FY 2020 request will maintain efforts to protect these resources at levels similar to FY 2018.

Established in 1896, D.C. Booth Historic National Fish Hatchery and Archives, formerly Spearfish National Fish Hatchery, is one of the oldest operating hatcheries in the country. Still rearing trout for the Black Hills through a cooperative effort with the State, the hatchery is also a museum and archive that serves to protect and preserve our Nation's fishery records and artifacts for educational, research, and historic purposes. With over 155,000 visitors and 14,000 volunteer hours annually, the facility also strives to provide interpretive and educational programs for the public.

The National Conservation Training Center Museum and Archives houses films, photos, and documents chronicling the rich heritage of wildlife conservation. A museum and state-of-the-art research archive help the public, researchers and professional conservationists better understand the rich history of American wildlife conservation.

**Implementation Strategy**

The Service will continue its historic and heritage resource efforts at similar levels in FY 2020, compared to FY 2018. More details on specific actions are included in other parts of this budget request and in the APP&R that accompanies the FY 2020 Budget request and are not repeated here in an effort to reduce redundancy.

**Performance Metrics**

Service contributes to three DOI Strategic Plan measures in this strategic objective. The related performance measures (including data) are included in the APP&R that accompanies the FY 2020 Budget request and are not repeated here in an effort to reduce redundancy.

For more information about DOI performance measures, the full performance plan can be found at:

<https://www.doi.gov/sites/doi.gov/files/uploads/fy2018-2022-strategic-plan.pdf>

U. S. FISH AND WILDLIFE SERVICE								
MAJOR ACCOUNT SUMMARY OF FISCAL YEAR 2020								
Account		2018 Actual	2019 Annualized CR	2020				Change from 2019 (+/-)
				Fixed Costs (+/-)	Internal Transfers	Program Changes (+/-)	Budget Request	
<b><u>Current Appropriations</u></b>								
Resource Management	\$000	1,279,002	1,279,002	+7,455	0	-29,296	1,257,161	-21,841
	FTE	6,522	6,522			-8	6,514	-8
Construction	\$000	66,540	66,540	+23	0	-50,870	15,693	-50,847
	FTE	41	41		0	+0	41	+0
Land Acquisition	\$000	63,839	63,839	+39		-54,014	9,864	-53,975
	FTE	79	79		0	-35	44	-35
National Wildlife Refuge Fund	\$000	13,228	13,228	0	0	-13,228	0	-13,228
	FTE	0	0		0		0	+0
Cooperative Endangered Species Conservation Fund	\$000	53,495	53,495	0	0	-53,495	0	-53,495
	FTE	13	13		0	-13	0	-13
North American Wetlands Conservation Fund	\$000	40,000	40,000	0	0	+0	40,000	+0
	FTE	6	6		0	+0	6	+0
Multinational Species Conservation Fund	\$000	11,061	11,061	0	0	-5,061	6,000	-5,061
	FTE	3	3		0	+0	3	+0
Neotropical Migratory Bird Conservation	\$000	3,910	3,910	0	0	-10	3,900	-10
	FTE	1	1		0	+0	1	+0
State and Tribal Wildlife Grants	\$000	63,571	63,571	0	0	-32,285	31,286	-32,285
	FTE	17	17		0	-8	9	-8
<b>TOTAL, Current Appropriations</b>	<b>\$000</b>	<b>1,594,646</b>	<b>1,594,646</b>	<b>+7,517</b>	<b>0</b>	<b>-238,259</b>	<b>1,363,904</b>	<b>-230,742</b>
	<b>FTE</b>	<b>6,682</b>	<b>6,682</b>		<b>+0</b>	<b>-64</b>	<b>6,618</b>	<b>-64</b>
CESSCF -\$31.008M and Land Acquisition -\$5.324M cancellation of balances		0	0	0	0	-36,332	-36,332	-36,332
<b>TOTAL, Current Appropriations w/ Cancellation of CESSCF/ Land Acquisition balances. \$000</b>		<b>1,594,646</b>	<b>1,594,646</b>	<b>+7,517</b>	<b>0</b>	<b>-274,591</b>	<b>1,327,572</b>	<b>-267,074</b>
	<b>FTE</b>	<b>6,682</b>	<b>6,682</b>		<b>+0</b>	<b>-64</b>	<b>6,618</b>	<b>-64</b>
Supplemental Appropriation - Construction		210,629	0	+0	0	0	0	+0
<b>TOTAL, Current Appropriations w/ Cancellation and Supplemental. \$000</b>		<b>1,805,275</b>	<b>1,594,646</b>	<b>+7,517</b>	<b>0</b>	<b>-274,591</b>	<b>1,327,572</b>	<b>-267,074</b>



U. S. FISH AND WILDLIFE SERVICE								
MAJOR ACCOUNT SUMMARY OF FISCAL YEAR 2020 REQUEST								
Account		2018 Actual	2019 Annualized CR	2020				Change from 2019 (+/-)
				Fixed Costs (+/-)	Internal Transfers (+/-)	Program Changes (+/-)	Budget Request	
<b>Permanent and Trust Accounts</b>								
National Wildlife Refuge Fund	\$000	9,415	8,133	0	0	363	8,496	+363
	FTE	3	3		0		3	0
Cooperative Endangered Species Conservation Fund - Payment to Special Fund	\$000	74,695	69,654	0	0	1,896	71,550	+1,896
	FTE	0	0		0		0	0
North American Wetlands Conservation Fund	\$000	11,496	15,288	0	0	-14,588	700	-14,588
	FTE	3	3		0		3	0
Federal Aid in Sport Fish Restoration	\$000	439,229	451,205	0	0	25,216	476,421	+25,216
	FTE	58	58		0	+0	58	0
Federal Aid in Wildlife Restoration	\$000	829,089	729,337	0	0	104,254	833,591	+104,254
	FTE	50	50		0	+0	50	0
Migratory Bird Conservation Account	\$000	81,330	75,691	0	0	3,959	79,650	+3,959
	FTE	67	67		0	+0	67	0
Federal Lands Recreational Enhancement Act	\$000	7,505	5,104	0	0	58	5,162	+58
	FTE	30	30		0	0	30	0
Contributed Funds	\$000	3,966	5,000	0	0	0	5,000	0
	FTE	18	18		0	0	18	0
Miscellaneous Permanent Appropriations	\$000	3,862	4,125	0	0	75	4,200	+75
	FTE	4	4		0	0	4	0
Coastal Impact Assistance Program	\$000	0	0	0	0	0	0	0
	FTE	5	5		0	0	5	0
<b>Subtotal, Permanent Appropriations</b>	<b>\$000</b>	<b>1,460,587</b>	<b>1,363,537</b>	<b>0</b>	<b>0</b>	<b>+121,233</b>	<b>1,484,770</b>	<b>+121,233</b>
	<b>FTE</b>	<b>238</b>	<b>238</b>		<b>0</b>	<b>0</b>	<b>238</b>	<b>0</b>
<b>Reimbursements, offsetting collections, Allocations from others</b>								
RM Reimbursable	FTE	858	858			0	858	0
RM Offsetting Collections 1800 series	FTE	134	134			0	134	0
RM Offsetting Collections 4000 series	FTE	34	34			0	34	0
Wild land Fire Management (incl. reimb)	FTE	375	375			5	380	+5
Southern Nevada Lands	FTE	1	1			0	1	0
Federal Aid - Highway	FTE	19	19			0	19	0
NRDAR	FTE	60	60			0	60	0
Central HAZMAT	FTE	8	8			0	8	0
Forest Pest	FTE	0	0			0	0	0
Disaster Relief	FTE	9	9			0	9	0
Energy Act - Permit Processing	FTE	11	11			0	11	0
Subtotal, Other		1,509	1,509	0	0	+5	1,514	+5
<b>TOTAL FISH AND WILDLIFE SERVICE with Supplemental and without Cancellation of Prior Year Balances</b>								
	<b>\$000</b>	<b>3,265,862</b>	<b>2,958,183</b>	<b>+7,517</b>	<b>+0</b>	<b>-117,026</b>	<b>2,848,674</b>	<b>-109,509</b>
	<b>FTE</b>	<b>8,429</b>	<b>8,429</b>	<b>+0</b>	<b>+0</b>	<b>-59</b>	<b>8,370</b>	<b>-59</b>
CESCF -\$31.008M, and Land Acquisition - \$5.324M, Cancellation of Prior Year Balances	\$000					-36,332	-36,332	-36,332
<b>TOTAL FISH AND WILDLIFE SERVICE with Cancellation of Prior Year Balances and Supplemental</b>								
	<b>\$000</b>	<b>3,265,862</b>	<b>2,958,183</b>	<b>+7,517</b>	<b>0</b>	<b>-153,358</b>	<b>2,812,342</b>	<b>-145,841</b>
	<b>FTE</b>	<b>8,429</b>	<b>8,429</b>	<b>+0</b>	<b>+0</b>	<b>-59</b>	<b>8,370</b>	<b>-59</b>

This page intentionally left blank.

# Budget at a Glance



2020 Budget At A Glance						
(Dollars in Thousands)						
	2018 Actual	2019 CR Baseline	Fixed Costs	Internal Transfers	Program Changes	2020 Request
<b>Appropriation: RESOURCE MANAGEMENT</b>						
<b>ECOLOGICAL SERVICES</b>						
<b>LISTING</b>	18,818	18,818	+124	0	-7,877	11,065
<b>PLANNING AND CONSULTATION</b>	105,579	105,579	+1,338	0	+599	107,516
Gulf Coast Restoration					-3,002	
NEPA Streamlining					-2,500	
General Program Activities					+6,101	
<b>CONSERVATION AND RESTORATION</b>	32,396	32,396	+254	0	-6,209	26,441
Environmental Contaminants					-1,785	
Sagebrush Steppe Ecosystem					-1,506	
Candidate Conservation					-2,918	
<b>RECOVERY</b>	91,032	91,032	+841	0	+3,127	95,000
De-listing and Down Listing					-1,393	
Recovery Challenge					-5,000	
State of the Birds Activities					-3,000	
White Nose Syndrome					-2,000	
Wolf Livestock Loss Demonstration Program					-1,000	
General Program Activities					+15,520	
<b>ECOLOGICAL SERVICES TOTAL</b>	<b>247,825</b>	<b>247,825</b>	<b>+2,557</b>	<b>0</b>	<b>-10,360</b>	<b>240,022</b>
<b>HABITAT CONSERVATION</b>						
<b>PARTNERS FOR FISH AND WILDLIFE</b>	51,633	51,633	+321	0	+2,463	54,417
Chesapeake Bay Nutria Eradication					-688	
Environmental Data Quality/Access (WA Salmon Recovery)					-643	
WA Regional Fisheries Enhancement Groups					-1,285	
General Program Activities					+5,079	
<b>COASTAL PROGRAM</b>	13,375	13,375	+185	0	-185	13,375
Hood Canal Salmon Enhancement Group					-184	
Long Live the Kings					-184	
General Program Activities					+183	
<b>HABITAT CONSERVATION TOTAL</b>	<b>65,008</b>	<b>65,008</b>	<b>+506</b>	<b>0</b>	<b>+2,278</b>	<b>67,792</b>
<b>NATIONAL WILDLIFE REFUGE SYSTEM</b>						
<b>WILDLIFE AND HABITAT MANAGEMENT</b>						
<b>Refuge Wildlife &amp; Habitat Management</b>	233,141	233,141	+1,365	0	+4,931	239,437
Invasive Species					+5,000	
Inventory and Monitoring					-1,044	
General Program Activities					+975	
<b>Refuge Visitor Services</b>	73,319	73,319	+430	0	+7,106	80,855
Urban Wildlife Conservation Program					+1,000	
Youth and Careers in Nature					-2,000	
General Program Activities					+8,106	
<b>Refuge Law Enforcement</b>	38,054	38,054	+212	0	+4,929	43,195
General Program Activities					+4,929	
<b>Refuge Conservation Planning</b>	2,523	2,523	0	0	-2,523	0
Refuge Planning					-2,523	
<b>Refuge Maintenance</b>	139,469	139,469	+555	0	+6,018	146,042
Annual Maintenance					+950	
Equipment and Vehicle Management				-4,000		
Deferred Maintenance					+3,090	
Youth Conservation Corps					-649	
Maintenance Support				+4,000	+2,627	
<b>NATIONAL WILDLIFE REFUGE SYSTEM TOTAL</b>	<b>486,506</b>	<b>486,506</b>	<b>+2,562</b>	<b>0</b>	<b>+20,461</b>	<b>509,529</b>

2020 Budget At A Glance						
<i>(Dollars in Thousands)</i>						
	2018 Actual	2019 CR Baseline	Fixed Costs	Internal Transfers	Program Changes	2020 Request
<b>CONSERVATION AND ENFORCEMENT</b>						
<b>MIGRATORY BIRD MANAGEMENT</b>						
<b>Conservation and Monitoring</b>	31,126	31,126	+258		+698	32,082
Monitoring					+988	
Aviation Management					+1,237	
Bird-Livestock Conflicts						
Energy						
Urban Bird Treaties						
General Program Activities					-1,527	
<b>Permits</b>	3,424	3,424	+21	0	+254	3,699
<b>Duck Stamp Office</b>	556	556	+8	0	0	564
<b>North American Waterfowl Management Plan</b>	13,140	13,140	+62	0	-62	13,140
General Program Activities					-62	
<b>Migratory Bird Management Total</b>	48,246	48,246	+349	0	+890	49,485
<b>LAW ENFORCEMENT</b>						
<b>Law Enforcement Operations</b>	75,980	75,980	+256	0	+71	76,307
Wildlife Trafficking					+986	
General Program Activities					-915	
<b>Equipment Replacement</b>	910	910	0	0	0	910
<b>Law Enforcement Total</b>	76,890	76,890	+256	0	+71	77,217
<b>INTERNATIONAL AFFAIRS</b>						
<b>International Conservation</b>	8,290	8,290	+50	0	+381	8,721
Wildlife Trafficking					+1,084	
Arctic Council Support					-550	
General Program Activities					-153	
<b>International Wildlife Trade</b>	7,526	7,526	+86	0	+290	7,902
General Program Activities					+290	
<b>International Affairs Total</b>	15,816	15,816	+136	0	+671	16,623
<b>CONSERVATION AND ENFORCEMENT TOTAL</b>	140,952	140,952	+741	0	+1,632	143,325
<b>FISH AND AQUATIC CONSERVATION</b>						
<b>National Fish Hatchery Operations</b>	55,822	55,822	+376	0	+192	56,390
Washington State Mass Marking					-1,475	
Aquatic Animal Drug Approval Program					-400	
General Program Activities					+2,067	
<b>Maintenance and Equipment</b>	22,920	22,920	+38	0	+2,888	25,846
Annual Maintenance					+2,888	
<b>Aquatic Habitat and Species Conservation</b>						
<b>Habitat Assessment and Restoration</b>	33,987	33,987	+85	0	-6,569	27,503
Chehalis Fisheries Restoration					-268	
Klamath Basin Restoration Agreement					-1,390	
Deleware River Basin					-5,000	
General Program Activities					+89	
<b>Population Assessment and Cooperative Mgmt.</b>	30,150	30,150	+597	0	-1,006	29,741
Lake Champlain Sea Lamprey					-489	
General Program Activities					-517	

2020 Budget At A Glance						
<i>(Dollars in Thousands)</i>						
	2018 Actual	2019 CR Baseline	Fixed Costs	Internal Transfers	Program Changes	2020 Request
<b>Aquatic Invasive Species</b>	21,748	21,748	+53	0	-5,654	16,147
Asian Carp					-566	
Contract Fishing (Asian Carp)					-2,000	
Lake Tahoe Water Craft Inspections					-3,088	
<b>Aquatic Habitat and Species Conservation Subtotal</b>	<b>85,885</b>	<b>85,885</b>	<b>+735</b>	<b>0</b>	<b>-13,229</b>	<b>73,391</b>
<b>FISH AND AQUATIC CONSERVATION TOTAL</b>	<b>164,627</b>	<b>164,627</b>	<b>+1,149</b>	<b>0</b>	<b>-10,149</b>	<b>155,627</b>
<b>COOPERATIVE LANDSCAPE CONSERVATION</b>	<b>12,988</b>	<b>12,988</b>	<b>0</b>	<b>0</b>	<b>-12,988</b>	<b>0</b>
<b>SCIENCE SUPPORT</b>						
Adaptive Science	10,517	10,517	0	0	-10,517	0
Service Science	6,750	6,750	0	0	-6,750	0
<b>SCIENCE SUPPORT TOTAL</b>	<b>17,267</b>	<b>17,267</b>	<b>0</b>	<b>0</b>	<b>-17,267</b>	<b>0</b>
<b>GENERAL OPERATIONS</b>						
Central Office Operations	31,257	31,257	0	-9,613	+160	21,804
Management and Administration	40,866	40,866	0	+9,613	+4,387	54,866
Servicewide Bill Paying	35,781	35,781	-174	0	+163	35,770
National Fish & Wildlife Foundation	7,022	7,022	0	0	-22	7,000
National Conservation Training Center	28,903	28,903	+114	0	-7,591	21,426
General Program Activities					+2,226	
Yough and Careers in Nature					-3,913	
Annual Maintenance					-5,904	
<b>GENERAL OPERATIONS TOTAL</b>	<b>143,829</b>	<b>143,829</b>	<b>-60</b>	<b>0</b>	<b>-2,903</b>	<b>140,866</b>
<b>TOTAL - RESOURCE MANAGEMENT</b>	<b>1,279,002</b>	<b>1,279,002</b>	<b>+7,455</b>	<b>0</b>	<b>-29,296</b>	<b>1,257,161</b>
<b>Appropriation: CONSTRUCTION</b>						
Nationwide Engineering Services	5,475	5,475	+23	0	-130	5,368
Dam, Bridge and Seismic Safety	1,972	1,972	0	0	-740	1,232
Line Item Construction	59,093	59,093	0	0	-50,000	9,093
<b>TOTAL - CONSTRUCTION</b>	<b>66,540</b>	<b>66,540</b>	<b>+23</b>	<b>0</b>	<b>-50,870</b>	<b>15,693</b>
<b>Appropriation: LAND ACQUISITION</b>						
Land Acquisition Management	12,773	12,773	+39	0	-3,286	9,526
Land Protection Planning	465	465	0	0	-465	0
Exchanges	1,500	1,500	0	0	-1,500	0
Inholdings, Emergencies and Hardships	5,351	5,351	0	0	-5,013	338
Sportsmen and Recreational Access	2,500	2,500	0	0	-2,500	0
Highlands Conservation Act	10,000	10,000	0	0	-10,000	0
Land Acquisition	31,250	31,250	0	0	-31,250	0
<b>TOTAL - LAND ACQUISITION</b>	<b>63,839</b>	<b>63,839</b>	<b>+39</b>	<b>0</b>	<b>-54,014</b>	<b>9,864</b>
<b>Appropriation: NATIONAL WILDLIFE REFUGE FUND</b>	<b>13,228</b>	<b>13,228</b>	<b>0</b>	<b>0</b>	<b>-13,228</b>	<b>0</b>
<b>Appropriation: COOPERATIVE ENDANGERED SPECIES CONSERVATION FUND</b>	<b>53,495</b>	<b>53,495</b>	<b>0</b>	<b>0</b>	<b>-53,495</b>	<b>0</b>

<b>2020 Budget At A Glance</b> <i>(Dollars in Thousands)</i>						
	2018 Actual	2019 CR Baseline	Fixed Costs	Internal Transfers	Program Changes	2020 Request
Appropriation: NORTH AMERICAN WETLANDS CONSERVATION FUND	40,000	40,000	0	0	0	40,000
Appropriation: MULTINATIONAL SPECIES CONSERVATION FUND	11,061	11,061	0	0	-5,061	6,000
Appropriation: NEOTROPICAL MIGRATORY BIRD CONSERVATION FUND	3,910	3,910	0	0	-10	3,900
Appropriation: STATE & TRIBAL WILDLIFE GRANTS	63,571	63,571	0	0	-32,285	31,286
<b>TOTAL, FISH AND WILDLIFE SERVICE (Current Disc.)</b>	<b>1,594,646</b>	<b>1,594,646</b>	<b>+7,517</b>	<b>0</b>	<b>-238,259</b>	<b>1,363,904</b>
<b>CANCELLATION OF PRIOR YEAR BALANCES</b>						
Appropriation: LAND ACQUISITION					-5,324	-5,324
Appropriation: CESCFC					-31,008	-31,008
<b>TOTAL, FISH AND WILDLIFE SERVICE (Discretionary)</b>					<b>-274,591</b>	<b>1,327,572</b>

<b>FY 2020 Summary of Fixed Cost Changes by Appropriation</b> <i>(Dollars in Thousands)</i>				
Fixed Cost Component	Resource Management	Construction	Land Acq.	<b>TOTAL</b>
Change in Pay Days	2,766	15	25	<b>2,806</b>
Pay Raise	0	0	0	<b>0</b>
FERS Employer Contribution Increase	1,705	8	14	<b>1,727</b>
Departmental Working Capital Fund	453	0	0	<b>453</b>
Workers' Compensation Payments	-627	0	0	<b>-627</b>
Unemployment Compensation Payments	0	0	0	<b>0</b>
GSA and non-GSA Space Rental Payments	3,158	0	0	<b>3,158</b>
<b>TOTAL, Fixed Costs</b>	<b>7,455</b>	<b>23</b>	<b>39</b>	<b>7,517</b>



# Resource Management



## Resource Management

### Appropriations Language

*For necessary expenses of the United States Fish and Wildlife Service, as authorized by law, and for scientific and economic studies, general administration, and for the performance of other authorized functions related to such resources, \$1,257,161,000 to remain available until September 30, 2021: Provided, That not to exceed \$11,065,000 shall be used for implementing subsections (a), (b), (c), and (e) of section 4 of the Endangered Species Act of 1973 (16 U.S.C. 1533) (except for processing petitions, developing and issuing proposed and final regulations, and taking any other steps to implement actions described in subsection (c)(2)(A), (c)(2)(B)(i), or (c)(2)(B)(ii)).*

Note.—A full-year 2019 appropriation for this account was not enacted at the time the budget was prepared; therefore, the budget assumes this account is operating under the Continuing Appropriations Act, 2019 (Division C of P.L. 115-245, as amended). The amounts included for 2019 reflect the annualized level provided by the Continuing Resolution.

### Authorizing Statutes

*African Elephant Conservation Act*, (16 U.S.C. 4201-4245, 1538). Authorizes funding for approved projects for research, conservation, management or protection of African elephants. Authorizes prohibitions against the sale, importation, and exportation of ivory derived from African elephants.

*Agricultural Credit Act*, (P. L. 100-233). Section 616 authorizes the Secretary of Agriculture to transfer lands, interest therein, to Federal or State agencies for conservation purposes. The Fish and Wildlife Service assesses inventory lands to determine when such lands would be of benefit to the National Wildlife Refuge System and makes transfer recommendations.

*Airborne Hunting Act*, (16 U.S.C. 742 j-1). Section 13 of the Fish and Wildlife Act of 1956 prohibits taking or harassing wildlife from aircraft, except when protecting wildlife, livestock, and human health or safety as authorized by a Federal or State issued license or permit.

*Alaska National Interest Lands Conservation Act*, (16 U.S.C. 410hh-3233, 43 U.S.C 1602-1784). Provides for the designation and conservation of certain public lands in Alaska, including units of the National Wildlife Refuge System, and for the continuing subsistence needs of the Alaska Natives. Sec. 42(g) of this Act makes use of such Native lands subject to refuge regulations.

*Alaska Native Claims Settlement Act*, (43 U.S.C. 1601-1624). Provides various measures for settling the claims of Alaska Native peoples to land in Alaska, including authorization of selection and ownership of land within National Wildlife Refuges in Alaska by Native Corporations.

*Anadromous Fish Conservation Act*, (P. L. 89-304). Authorizes the Secretaries of the Interior and Commerce to enter into cooperative agreements with the States and other non-Federal interests for the conservation, development, and enhancement of anadromous fish, including those in the Great Lakes, and to contribute up to 50 percent of the costs of carrying out such agreements.

*Antarctic Conservation Act*, (16 U.S.C. 2401). Provides for the conservation and protection of the fauna and flora of Antarctica, and their ecosystems.

*Archaeological Resources Protection Act*, (16 U.S.C. 470aa-47011). Provides for protection of archaeological resources and sites on public and Tribal lands and for increased cooperation between

government authorities, the professional archaeological community, and private collectors with collections obtained before October 31, 1979.

***Arctic Tundra Habitat Emergency Conservation Act***, (P.L.106-108). Requires the Secretary of the Interior to prepare, and as appropriate implement, a comprehensive, long-term plan for the management of mid-continent light geese and conservation of their habitat.

***Asian Elephant Conservation Act***, (16 U.S.C. 4261-4266, 1538). Provides for cooperative projects for the conservation and protection of Asian elephants.

***Atlantic Striped Bass Conservation Act***, (16 U. S.C. 5151-5158). The purpose of this Act is to support and encourage development, implementation, and enforcement of effective interstate action regarding the conservation and management of Atlantic striped bass. The Act recognizes the commercial and recreational importance of Atlantic striped bass and establishes a consistent management scheme for its conservation. The three partners which share management responsibility for Atlantic striped bass are the Atlantic States Marine Fisheries Commission, the National Marine Fisheries Service and the U.S. Fish and Wildlife Service. Every two years, the Services are required to produce an Atlantic Striped Bass Biennial Report to Congress on the status and health of Atlantic Coast Striped Bass Stocks.

***Bald and Golden Eagle Protection Act***, (16 U.S.C. 668-668d). This Act provides for the protection of Bald Eagles and Golden Eagles by prohibiting take, possession, sale, purchase, transport, export or import of such eagles or their parts or nests. Take, possession, and transport are permitted for certain authorized purposes.

***Brown Tree Snake Eradication and Control Act***, (P.L. 108-384). Through this Act, the U.S. Department of the Interior and the Department of Agriculture support a multi-agency and partner effort to eradicate brown tree snakes in Guam and to prevent introduction or establishment of this invasive species on other Pacific islands or the U.S. mainland.

***Billy Frank Jr. Tell Your Story Act***, (P.L. 114-101). Establishes the Medicine Creek Treaty National Memorial within the Billy Frank Jr. Nisqually National Wildlife Refuge. The Department of the Interior must: (1) establish the boundaries of the Medicine Creek Treaty National Memorial and to provide for its administration and interpretation by the U.S. Fish and Wildlife Service; and (2) coordinate with representatives of the Muckleshoot, Nisqually, Puyallup, and Squaxin Island Indian Tribes in providing for that interpretation.

***Chehalis River Basin Fishery Resources Study and Restoration Act***, (P. L. 101-452). Authorizes a joint Federal, State, and tribal study for the restoration of the fishery resources of the Chehalis River Basin, Washington.

***Coastal Barrier Resources Act, as amended by the Coastal Barrier Improvement Act of 1990***, (16 U.S.C. 3501 et seq.) Requires the Secretary (delegated to the Service) to maintain the maps of the Coastal Barrier Resources System, to review the system at least every five years for changes which have occurred as a result of natural forces, and to make minor and technical changes to the maps of the System reflecting those natural changes. It also requires the Secretary to submit a study to Congress on the need to include the west coast in the system, and to lead an interagency task force to provide recommendations to Congress for legislative action and Federal policies on developed and undeveloped coastal barriers.

***Coastal Wetlands Planning, Protection, and Restoration Act***, (16 U.S.C. 3951-3156). Provides a Federal grant program for the acquisition, restoration, management, and enhancement of coastal wetlands of States

adjacent to the Atlantic, Gulf of Mexico, the Great Lakes, and the Pacific, including Puerto Rico, the U.S. Virgin Islands, American Samoa, and the Pacific U.S. insular areas. Provides that the Service update and digitize wetlands maps in Texas and conduct an assessment of the status, condition, and trends of wetlands in that State. Provides permanent authorization to appropriate receipts, coastal wetlands conservation grants and North American Wetlands Conservation projects.

***Coastal Zone Management Act***, (16 U.S.C. 1451-1464). Establishes a voluntary national program within the Department of Commerce to encourage coastal States to develop and implement coastal zone management plans. Activities that affect coastal zones must be consistent with approved State programs. The Act also establishes a National Estuarine Research Reserve System (NERRS).

***Colorado River Floodway Protection Act***, (43 U.S.C 1600; 42 U.S.C. 4029). Establishes a Task Force to advise the Secretary of the Interior on the specific boundaries for and management for the area.

***Colorado River Storage Project Act***, (43 U.S.C. 620). Provides that facilities will be built and operated to mitigate losses of, and improve conditions for, fish and wildlife in connection with the Colorado River Storage.

***Comprehensive Environmental Response, Compensation, and Liability Act***, (42 U.S.C. 9601, et seq.). Provides that responsible parties, including Federal landowners, investigate and clean up releases of hazardous substances. Trustees for natural resources, which includes the Secretary of the Interior, may assess and recover damages for injury to natural resources from releases of hazardous substances and use the damages for restoration, replacement or acquisition of equivalent natural resources. Provides permanent authorization to appropriate receipts from responsible parties.

***Coral Reef Conservation Act***, (16 U.S.C. 6401 et seq.). Promotes wise management and sustainable use of coral reef ecosystems and develop sound scientific information on the condition of coral reef ecosystems and threats to them. Provides financial resources to local communities and nongovernmental organizations to assist in the preservation of coral reefs. It establishes a formal mechanism for collecting and allocating monetary donations from the private sector to be used for coral reef conservation projects.

***Delaware River Basin Restoration Act***, (P.L. 114-322). Establishes a Delaware River Basin restoration program and directs the Secretary to produce a basin-wide strategy that draws on existing conservation efforts, involves partners, and provides for the implementation of a shared set of science-based restoration and protection activities, including cost-effective projects with measurable results that maximize conservation outcomes with no net gain of Federal employees. Establishes a voluntary grant and technical assistance program. Sunsets on September 30, 2023. Enacted as part of the Water Resources Development Act of 2016.

***Eliminate, Neutralize, and Disrupt Wildlife Trafficking Act of 2016***, (P.L. 114-231). Sets forth a national policy on wildlife trafficking and several directions for the U.S. Secretary of State. Creates a Presidential Task Force on Wildlife Trafficking, the co-chairs of which include the Secretary of the Interior. Authorizes anti-poaching and anti-trafficking programs. Amends the Pelly Amendment to the Fisherman's Protection Act to require that Pelly certifications made to the President by the Secretaries of Commerce and the Interior be reported to Congress.

***Emergency Wetlands Resources Act***, (16 U.S.C. 3901). Provides for the collection of entrance fees, thirty percent of which may be used for refuge operations and maintenance, and for the Secretary of the Interior to establish and periodically review a national wetlands priority conservation plan for Federal and State wetlands acquisition, complete National Wetlands Inventory maps for the contiguous United States by

September 30, 1998, to update the report on wetlands status and trends by September 30, 1990, and at 10-year intervals thereafter.

***Endangered Species Act***, (16 U.S.C. 1531-1544). Prohibits the import, export, or taking of fish and wildlife and plants that are listed as threatened or endangered species; provides for adding species to and removing them from the list of threatened and endangered species, and for preparing and implementing plans for their recovery; provides for interagency cooperation to avoid take of listed species and for issuing permits for otherwise prohibited activities; provides for cooperation with States, including authorization of financial assistance; and implements the provisions of the Convention on International Trade in Endangered Species of Wild Flora and Fauna (CITES).

***Fallon-Paiute Shoshone Indian Water Settlement Act***, (P.L. 101-618). Establishes the Lahontan Valley and Pyramid Lake Fish and Wildlife Fund. Funds are administered by the Service for use in restoring Lahontan Valley wetlands and recovering the endangered and threatened fish of Pyramid Lake. Section 206(a) authorizes the acquisition of water rights for restoring wetlands in Lahontan Valley. The Act stipulates that sufficient water rights be acquired to restore and sustain, on a long term average, approximately 25,000 acres of primary wetland habitat within Nevada's Lahontan Valley.

***Federal Insecticide, Fungicide and Rodenticide Control Act***, (7 U.S.C. 136-136y). Provides for the registration of pesticides to avoid unreasonable adverse effects to humans or the environment. Such registrations are considered Federal actions and are subject to consultations with the Service under the Endangered Species Act.

***Federal Lands Recreation Enhancement Act (FLREA)***, (16 U.S.C. 6801-6814). Through this Act, Congress authorized Federal collection of fees for recreational use of public lands managed by the U.S. Fish and Wildlife Service, the Bureau of Reclamation, the National Park Service, the Bureau of Land Management and the Forest Service.

***Federal Land Transaction Facilitation Act (FLTFA)***, (43 U.S.C. 2301-2306). Allows the sale of BLM lands identified for disposal, with sales proceeds used for land acquisition by the various land management agencies, including the U.S. Fish and Wildlife Service.

***Federal Power Act***, (16 U.S.C. 791a et seq.). Provides that each license for hydropower projects issued by the Federal Energy Regulatory Commission includes fish ways prescribed by the Secretary of the Interior or Commerce, and that conditions for the protection, mitigation and enhancement of fish and wildlife based on recommendations of the Service and other agencies.

***Federal Water Pollution Control Act (Clean Water Act)***, (33 U.S.C. 1251-1387). Section 404 (m) authorizes the Service to comment on permit applications submitted to the U.S. Army Corps of Engineers for the discharge of dredged or fill material into navigable waters of the United States. Section 208(i) authorizes the Service to provide technical assistance to States in developing management practices as part of its water pollution control programs and to continue with the National Wetlands Inventory. Section 320 authorizes the establishment of a State/Federal cooperative program to nominate estuaries of national significance and to develop and implement management plans to restore and maintain the biological and chemical integrity of estuarine waters.

***Fish and Wildlife Act of 1956***, (16 U.S.C. 742(a)-754). Establishes a comprehensive national fish and wildlife policy and authorizes the Secretary of the Interior to take steps required for the development, management, advancement, conservation, and protection of fisheries resources and wildlife resources through research, acquisition of refuge lands, development of existing facilities, and other means.

***Fish and Wildlife Conservation Act***, (16 U.S.C. 2901-2911). Directs the Secretary of the Interior to undertake research and conservation activities, in coordination with other Federal, State, international and private organizations, to fulfill responsibilities to conserve migratory nongame birds under existing authorities. The Secretary is required, for all species, subspecies, and migratory nongame birds, to monitor and assess population trends and status; to identify environmental change and human activities; and to identify species in need of additional conservation and identify conservation actions to ensure perpetuation of these species.

***Fish and Wildlife Coordination Act***, (16 U.S.C. 661-666(e)). Directs the Service to investigate and report on proposed Federal actions that affect any stream or other body of water and to provide recommendations to minimize impacts on fish and wildlife resources.

***Fisheries Restoration and Irrigation Mitigation Act***, (16 U.S.C. 777 note; P.L. 106-502). Congress reauthorized the Fisheries and Irrigation Mitigation Act (FRIMA) as part of the Omnibus Public Land Management Act of 2009, P.L. 111-11. FRIMA was established in 2000 and has been an important tool for addressing fish screening and fish passage needs in the Pacific Northwest States.

***Fishery Conservation and Management Act***, (Magnuson-Stevens Act), (16 U.S.C. 1801-1882, 90 Stat. 331). Authorizes the conservation and management of the fishery resources found within the Exclusive Economic Zone of the United States, including anadromous species, through eight Regional Fishery Management Councils. Establishes the Service as a nonvoting member of the Councils.

***Food Security Act***, (16 U.S.C. 801-3945). Provides that the Secretary of Agriculture consult with the Secretary of the Interior on the identification of wetlands, determinations of exemptions, and issuance of regulations to carry out the provisions of this Act. Requires the Service to concur in wetland mitigation plans in association with minimal effect exemptions and to concur in conservation plans for lands proposed for inclusion in the Wetlands Reserve program. Establishes a program to protect and restore wetlands on Farmers Home Administration inventory property and provides for the Service to identify such wetlands.

***Great Ape Conservation Act***, (16 U.S.C. 6301 et seq.). Authorizes grants to foreign governments, the CITES secretariat, and non-governmental organizations for the conservation of great apes. The funds are to be a sub-account of the Multinational Species Conservation Fund.

***Great Lakes Critical Programs Act***, (P.L. 101-596). Authorization for Service activities is contained in title III, the "Lake Champlain Special Designation Act of 1990".

***Great Lakes Fish and Wildlife Restoration Act***, (P.L. 109-326). The 2006 reauthorization places new emphasis on terrestrial wildlife projects, whereas the previous Acts were primarily devoted to fisheries. The bill also reauthorizes the existing State and Tribal grant program and provides new authority for the Service to undertake regional restoration projects. In addition, it directs the Service to create and maintain a website to document actions taken as a result of the Act. Under authority of the Great Lakes Fish and Wildlife Restoration Act of 2006, the Great Lakes Fish and Wildlife Restoration Act Grant Program provides Federal grants on a competitive basis to States, Tribes and other interested entities to encourage cooperative conservation, restoration and management of fish and wildlife resources and their habitat in Great Lakes basin..

***Great Lakes Fishery Act***, (16 U.S.C. 931-939). Implements the Convention on Great Lakes Fisheries between the United States and Canada, and authorizes the Secretary of the Interior and the Service to undertake lamprey control and other measures related to the Convention.

**Highlands Conservation Act**, (P.L. 108-421). Authorizes the Secretary of the Interior to provide financial assistance to the States of Connecticut, New Jersey, New York, and Pennsylvania (Highland States) to preserve and protect high priority conservation land in the Highlands region, an area depicted on a National Forest Service map entitled "The Highlands Region" dated June 2004.

**Junior Duck Stamp Conservation and Design Program Act**, (16 U.S.C. 719 et seq.). Authorizes an annual Junior Duck Stamp competition and environmental education program for school children; provides for the licensing and marketing of winning designs, with proceeds used for awards and scholarships to participants. Public Law 109-166 reauthorizes the Junior Duck Stamp Conservation and Design Program Act of 1994.

**Klamath River Basin Fishery Resources Restoration Act**, (16 U.S.C.460ss et seq.). Requires the Secretary to develop and implement a restoration plan for the Klamath River Basin.

**Lacey Act Amendments of 1981**, (18 U.S.C. 42; 16 U.S.C. 3371-3378). Provides that the Secretary of the Interior designate injurious wildlife and ensure the humane treatment of wildlife shipped to the United States. Prohibits importation, exportation, transportation, sale, or purchase of fish and wildlife taken or possessed in violation of State, Federal, Indian Tribal, and foreign laws. Provides for enforcement of Federal wildlife laws, and Federal assistance to the States and foreign governments in the enforcement of non-Federal wildlife laws.

**Marine Mammal Protection Act**, (16 U.S.C. 1361-1407). Establishes a moratorium on taking and importing marine mammals, including parts and products. Defines the Federal responsibility for conservation of marine mammals, with management authority vested in the Department for the sea otter, walrus, polar bear, dugong, and manatee.

**Marine Mammal Rescue Assistance Grants**, (16 U.S.C. 1421f; 114 Stat. 2765. Title II of P.L. 106-555). Amends the Marine Mammal Protection Act to authorize grants to non-governmental organizations which participate in the rescue and rehabilitation of stranded marine mammals.

**Marine Turtle Conservation Act**, (16 U.S.C. 6601-6607). Establishes a Marine Turtle Conservation Fund in the Multinational Species Conservation Fund. The fund is a separate account to assist in the conservation of marine turtles, and the nesting habitats of marine turtles in foreign countries.

**Migratory Bird Conservation Act**, (16 U.S.C. 715-715d). Authorizes the Secretary of the Interior to conduct investigations and publish documents related to North American birds, and establishes a Migratory Bird Conservation Commission (MBCC) to approve areas recommended by the Secretary for acquisition. The MBCC also approves wetlands conservation projects recommended by the North American Wetlands Conservation Council under the North American Wetlands Conservation Act.

**Migratory Bird Hunting and Conservation Stamp Act**, (16 U.S.C. 718). This Act, commonly referred to as the Duck Stamp Act, requires waterfowl hunters, 16 years of age or older, to purchase and possess a valid Federal waterfowl hunting stamp prior to taking migratory waterfowl. The Secretary of the Interior is authorized to use \$1 million from sales of migratory bird hunting and conservation stamps to promote additional sales of stamps.

**Migratory Bird Treaty Act of 1918**, (16 U.S.C. 703-712). Implements four international treaties that affect migratory birds common to the United States, Canada, Mexico, Japan, and the former Soviet Union. Establishes Federal responsibility for protection and management of migratory and non-game birds, including the establishment of season length, bag limits, and other hunting regulations, and the issuance of permits to band, possess or otherwise make use of migratory birds.



***National Aquaculture Development Act***, (16 U.S.C. 2801-2810). Establishes a coordinating group, the Joint Subcommittee on Aquaculture (JSA). The JSA has been responsible for developing the National Aquaculture Development Plan. The plan establishes a strategy for the development of an aquaculture industry in the United States.

***National Environmental Policy Act of 1969***, (NEPA), (42 U.S.C. 4321 et seq.). Provides that the Service examine the environmental impacts, incorporate environmental information, and use public participation in the planning and implementation of all actions; integrate NEPA with other planning requirements; prepare NEPA documents to facilitate better environmental decision making; and review Federal agency environmental plans and documents when the Service has jurisdiction by law or special expertise with respect to any environmental impacts involved.

***National Fish and Wildlife Foundation Establishment Act***, (16 U.S.C. 3701-3709). Establishes a federally-chartered, nonprofit corporation to encourage and administer donations to benefit Service programs and other activities to conserve fish, wildlife, and plant resources.

***National Historic Preservation Act of 1966***, (16 U.S.C. 470-470b, 470c-470n). Directs Federal agencies to preserve, restore, and maintain historic cultural environments.

***National Wildlife Refuge System Administration Act***, (16 U.S.C. 668dd et seq.). Provides authority, guidelines and directives for the Service to improve the National Wildlife Refuge System; administers a national network of lands and waters for the conservation, management, and restoration of fish, wildlife and plant resources and habitat; ensures the biological integrity, diversity, and environmental health of refuges is maintained; define compatible wildlife-dependent recreation as appropriate general public use of refuges; establishes hunting, fishing, wildlife observation and photography, and environmental education as priority uses; establish a formal process for determining compatible uses of refuges; and provide for public involvement in developing comprehensive conservation plans for refuges.

***The National Wildlife Refuge System Improvement Act***, (P.L. 105-57). Spells out wildlife conservation as the fundamental mission of the refuge system; requires comprehensive conservation planning to guide management of the refuge system; directs the involvement of private citizens in land management decisions; and provides that compatible wildlife-dependent recreation is a legitimate and appropriate use that should receive priority in refuge planning and management.

***The National Wildlife Refuge System Centennial Act***, (P.L. 106-408). Reinforces *National Wildlife Refuge System Improvement Act* provisions to raise public understanding and appreciation for the refuge system; calls on the Secretary of the Interior to establish a Centennial Commission to oversee special public outreach activities leading up to and during the Centennial year, leverage resources with public and private partners for outreach efforts, and plan and host a major conference in 2003; calls on the Service to develop a long-term plan to address the highest priority operations, maintenance, and construction needs of the National Wildlife Refuge System; and requires an annual report assessing the operations and maintenance backlogs and transition costs associated with newly acquired refuges lands.

***National Wildlife Refuge Volunteer Improvement Act***, (P.L. 111-357). Authorizes cooperative agreements with nonprofit partner organizations, academic institutions, or State and local governments to construct, operate, maintain, or improve refuge facilities and services, and to promote volunteer, outreach, and education programs.

***Neotropical Migratory Bird Conservation Act***, (16 U.S.C. 6101 et. seq.). Authorizes grants for the conservation of neotropical migratory birds in the United States and Latin America and the Caribbean, with 75 percent of the amounts made available to be expended on projects outside the United States. The funds

are to be a sub-account of the Multinational Species Conservation Fund. Title III of P.L. 109-363, reauthorized appropriations for the Neotropical Migratory Bird Conservation Act.

***New England Fishery Resources Restoration Act***, (P.L. 101-593). Authorizes the Service to formulate, establish, and implement cooperative programs to restore and maintain nationally significant interjurisdictional fishery resources in New England river systems.

***Nonindigenous Aquatic Nuisance Species Prevention and Control Act, as amended by the National Invasive species Act***, (NISA, 16 U.S.C. 4701 et seq.). Authorizes the Service to develop and implement a program to prevent and control infestations of zebra mussels and other nonindigenous aquatic invasive species in waters of the United States.

***North American Wetlands Conservation Act***, (16 U.S.C. 4401). Authorizes grants to public-private partnerships in Canada, Mexico and the U.S. to protect, enhance, restore, and manage waterfowl, other migratory birds and other fish and wildlife, and the wetland ecosystems and other habitats upon which they depend, consistent with the North American Waterfowl Management Plan. There is a Standard and a Small Grants Program. Both are competitive grants programs which require that grant requests be matched by partner contributions at no less than a 1-to-1 ratio. Funds from U.S. Federal sources may contribute towards a project, but are not eligible as match. Public Law 109-322 reauthorized the North American Wetlands Conservation Act.

***Nutria Eradication and Control Act***, (P.L. 108-16). Provides for the States of Maryland and Louisiana to implement nutria eradication or control measures and restore marshland damaged by nutria.

***Oil Pollution Act***, (P.L. 101-380). Provides that the Service consult with others on the development of a fish and wildlife response plan for the protection, rescue, and rehabilitation of, and the minimization of risk of damage to fish and wildlife resources and their habitat harmed or jeopardized by an oil discharge.

***Partnerships for Wildlife Act***, (16 U.S.C. 3741-3744). This Act establishes a Wildlife Conservation and Appreciation Fund to receive appropriated funds and donations from the National Fish and Wildlife Foundation and other private sources to assist the State fish and game agencies in carrying out their responsibilities for conservation of nongame species and authorizes grants to the States for programs and projects to conserve nongame species.

***Partners for Fish and Wildlife Act***, (16 U.S.C. 3771-3774). Provides for the restoration, enhancement, and management of fish and wildlife habitats on private land through the Partners for Fish and Wildlife Program, a program that works with private landowners to conduct cost-effective habitat projects for the benefit of fish and wildlife resources in the United States.

***Pelly Amendment to the Fishermen's Protective Act***, (22 U.S.C. 1978). Authorizes the President to embargo wildlife products, including fish, and limit other imports from nations whose nationals are determined by the Secretary of the Interior or Commerce to be engaging in trade or take that undermines the effectiveness of any international treaty or convention for the protection of endangered or threatened species to which the United States is a party.

***Permanent Electronic Duck Stamp Act***, (P.L. 113-239). Authorizes the Service to permanently allow any State to provide hunting and conservation stamps for migratory birds (referred to as Federal Duck Stamps) electronically. The electronic stamps would remain valid for 45 days to allow for the physical stamps to arrive in the mail.

**Public Utility Regulatory Policies Act**, (16 U.S.C. 2602-2645) and **Energy Security Act of 1980**, (16 U.S.C. 792-828(c)). Authorizes the Service to investigate and report on effects of hydropower development on fish and wildlife during the licensing process of the Federal Energy Regulatory Commission.

**Recreational Use of Fish and Wildlife Areas**, (16 U.S.C. 460k-460k-4). Commonly known as the Refuge Recreation Act of 1962, authorizes the Secretary of the Interior to administer refuges, hatcheries, and other conservation areas for recreational use when such use does not interfere with the primary purpose for which these areas were established.

**Refuge Recreation Act**, (16 U.S.C. 460k-460k-4). Public Law 87-714, approved September 28, 1962 (76 Stat.653) as amended by Public Law 89-669, approved October 14, 1966, (80 Stat.930) and P.L. 92-534, approved October 23, 1972, (86 Stat. 1063). Authorizes the Secretary of the Interior to administer refuges, hatcheries and other conservation areas for recreational use, when such uses do not interfere with the areas primary purposes.

**Resource Conservation Recovery Act**, (42 U.S.C. 6901). Establishes standards for Federal agencies on the treatment, transportation, storage, and disposal of solid and hazardous wastes on Federal lands and facilities.

**Rhinoceros and Tiger Conservation Act**, (16. U.S.C. 5306(a), 1538). Authorizes grants to other nations and to the CITES Secretariat for programs directly or indirectly assisting in the conservation of rhinoceros and tigers. Prohibits the sale, importation, and exportation of products derived from any species of rhinoceros and tiger.

**Salmon and Steelhead and Conservation and Enhancement Act of 1980**, (16 U.S.C. 3301, 11-15, 21-25, 31-36, 41-45). Provides for management and enhancement planning to help prevent a further decline of salmon and steelhead stocks, and to assist in increasing the supply of these stocks within the Columbia River conservation area and the Washington conservation area.

**Sikes Act**, (16 U.S.C. 670a-670o). Authorizes the Secretary of the Interior to cooperate with the Department of Defense, Department of Energy, National Aeronautics and Space Administration, Bureau of Land Management, and State agencies in planning, developing, maintaining and rehabilitating Federal lands for the benefit of fish and wildlife resources and their habitat.

**Strategic Response to Asian Carp Invasion Act**, (P.L. 113-121). Requires the Director of the U.S. Fish and Wildlife Service, in coordination with the Army Corps of Engineers, the National Park Service, and the U.S. Geological Survey, to lead a multiagency effort to slow the spread of Asian Carp in the Upper Mississippi and Ohio River basins and tributaries by providing high-level technical assistance, coordination, best practices, and support to state and local government strategies, to slow, and eventually eliminate, the threat posed by such carp. Enacted in the Water Resources Reform and Development Act of 2014.

**Surface Mining Control and Reclamation Act**, (30 U.S.C. 1201 et seq.). Authorizes the Secretary of the Interior to regulate surface mining and reclamation at existing and future mining areas. The Service provides technical assistance for fish and wildlife aspects of the Department of the Interior's programs on active and abandoned mine lands.

**Water Resources Development Act**, (90 Stat. 2921). Authorizes the Lower Snake River Compensation Plan to mitigate fish and wildlife losses caused by power generation at four Corps of Engineers dams on the Lower Snake River in Washington.

***Wild Bird Conservation Act***, (16 U.S.C. 4901-4916). Requires that all trade in wild birds involving the United States is biologically sustainable and to the benefit of the species, and by limiting or prohibiting imports of exotic birds when not beneficial to the species.

***Youth Conservation Corps Act***, (16 USC 1701-1706) as amended by P.L. 93-408, September 3, 1974. Expands and makes permanent the Youth Conservation Corps, and for other purposes. The Youth Conservation Corps (YCC) program, started in 1971, is a summer employment program for young men and women (ages 15–18) from all segments of society who work, learn, and earn together by doing projects for the U.S. Fish and Wildlife Service's National Wildlife Refuge System lands and National Fish Hatcheries. The objectives of this program (as reflected in Public Law 93-408) authorize the Department of the Interior, Fish and Wildlife Service to operate the YCC Program.

### **Executive Orders**

The Executive Orders listed are not an exhaustive list and are those most frequently referenced and used by the Service.

***Floodplain Management***, (Executive Order 11988). Requires that federally-owned floodplains be protected through restricting future activities that would harm the floodplain resource or withhold such properties from lease or disposal to non-Federal public or private partners.

***Migratory Birds***, (Executive Order 13186). Directs Federal agencies taking actions that may have measurable negative impacts on migratory bird populations to enter into memoranda of understanding (MOU) with the Service to promote conservation of migratory bird populations and directs the Secretary of the Interior to establish a multi-agency Council for the Conservation of Migratory Birds.

***Protection of Wetlands***, (Executive Order 11990). Requires that federally-owned wetlands proposed for lease or conveyance to non-Federal public or private parties be protected through restricting any future uses that would degrade or harm the wetland resource in the conveyance or withhold such properties from lease or disposal.

***Recreational Fisheries***, (Executive Order 12962). Directs Federal agencies to improve the quantity, function, and sustainable productivity, and distribution of U.S. aquatic resources for increased resources for recreational fishing opportunities. The Service and the National Marine Fisheries Service are ordered to promote compatibility and to reduce conflicts between the administration of the *Endangered Species Act* and recreational fisheries. The Secretary of the Interior is directed to expand the role of the Sport Fishing and Boating Partnership council to monitor specific Federal activities affecting aquatic systems and the recreational fisheries they support.

***Combating Wildlife Trafficking***, (Executive Order 13648). Directs agencies to combat the illegal poaching and wildlife trade of protected species, both domestically and internationally. Wildlife trafficking not only endangers the survival of wildlife species, but also contributes to global instability and undermines security. The Secretary of the Interior will co-chair a Presidential Task Force on Wildlife Trafficking with the Secretary of State and Attorney General, or their designees.

***Improving Performance of Federal Permitting and Review of Infrastructure Projects***, (Executive Order 13604). Directs agencies to make the Federal permitting and review process of infrastructure projects efficient and effective to support economic growth while ensuring the health, safety, and security of the environment and communities. Agencies are to provide transparency, consistency, and predictability in the process for both project sponsors and affected communities.

**Major Treaties and Conventions**

The Service is party to numerous International Treaties and Conventions, all of which cannot be listed here due to space constraints. However, those listed below are more pertinent to the daily activities of Service programs.

***Convention on International Trade in Endangered Flora and Fauna***, (TIAS 8249). Parties who signed the Convention in March of 1973 agreed to restrict international trade in all species threatened with extinction (Appendix I species), all species which may be threatened with extinction unless trade is halted or restricted (Appendix II species), and all species which the parties identify as being subject to regulation for the purpose of preventing or restricting exploitation (Appendix III species). Many species listed under CITES are also listed under the *Endangered Species Act*. The Service is responsible for issuing all CITES permits in the United States.

***Convention on Nature Protection and Wildlife Preservation in the Western Hemisphere***, (56 Stat. 1354). Signed in October of 1940, this Convention authorizes the contracting parties to establish national parks, national reserves, nature monuments, and strict wilderness reserves for the preservation of flora and fauna, especially migratory birds.

***Convention on Wetlands of International Importance Especially as Waterfowl Habitat (Ramsar)***, (TIAS 11084). The Ramsar Convention, ratified by over 90 nations, promotes the sustainable management of important wetlands around the world, especially as habitat for waterfowl. The Service's objective with this initiative is to strengthen worldwide collaboration regarding conservation and management of wetlands habitats which sustain resources shared by or of importance to all countries of the globe.

<b>Summary of Requirements</b> <b>Appropriation: Resource Management</b> <i>(Dollars in Thousands)</i>													
	2018 Actual		2019 Annualized CR		Fixed Costs	Internal Transfers		Program Changes (+/-)		2020 Request		Change from 2019 (+/-)	
	FTE	Amount	FTE	Amount	(+/-)	FTE	Amount	FTE	Amount	FTE	Amount	FTE	Amount
<b>Ecological Services</b>													
Listing	119	18,818	119	18,818	+124	0	0	-51	-7,877	68	11,065	-51	-7,753
Planning and Consultation	647	105,579	647	105,579	+1,338	0	0	+24	+599	671	107,516	+24	+1,937
Conservation and Restoration	200	32,396	200	32,396	+254			-10	-6,209	160	26,441	-40	-5,955
Recovery	469	91,032	469	91,032	+841	0	0	+22	+3,127	491	95,000	+22	+3,968
<b>Subtotal, Ecological Services</b>	<b>1,435</b>	<b>247,825</b>	<b>1,435</b>	<b>247,825</b>	<b>+2,557</b>	<b>0</b>	<b>0</b>	<b>-15</b>	<b>-10,360</b>	<b>1,390</b>	<b>240,022</b>	<b>-45</b>	<b>-7,803</b>
<b>Habitat Conservation</b>													
Partners for Fish and Wildlife	233	51,633	233	51,633	+321	0	0	+5	+2,463	238	54,417	+5	+2,784
Coastal Program	49	13,375	49	13,375	+185	0	0	0	-185	49	13,375	0	0
<b>Subtotal, Habitat Conservation</b>	<b>282</b>	<b>65,008</b>	<b>282</b>	<b>65,008</b>	<b>+506</b>	<b>0</b>	<b>0</b>	<b>+5</b>	<b>+2,278</b>	<b>287</b>	<b>67,792</b>	<b>+5</b>	<b>+2,784</b>
<b>National Wildlife Refuge System</b>													
Wildlife and Habitat Management	1,303	233,141	1,303	233,141	+1,365	0	0	+62	+4,931	1,365	239,437	+62	+6,296
Visitor Services	508	73,319	508	73,319	+430	0	0	+38	+7,106	546	80,855	+38	+7,536
Refuge Law Enforcement	229	38,054	229	38,054	+212	0	0	+28	+4,929	257	43,195	+28	+5,141
Conservation Planning	16	2,523	16	2,523	0	0	0	-16	-2,523	0	0	-16	-2,523
Refuge Maintenance	543	139,469	543	139,469	+555	0	0	+12	+6,018	555	146,042	+12	+6,573
<b>Subtotal, National Wildlife Refuge System</b>	<b>2,599</b>	<b>486,506</b>	<b>2,599</b>	<b>486,506</b>	<b>+2,562</b>	<b>0</b>	<b>0</b>	<b>+124</b>	<b>+20,461</b>	<b>2,723</b>	<b>509,529</b>	<b>+124</b>	<b>+23,023</b>
<b>Conservation and Enforcement</b>													
Migratory Bird Management	215	48,246	215	48,246	+349	0	0	0	+890	215	49,485	0	+1,239
Law Enforcement	341	76,890	341	76,890	+256	0	0	0	+71	341	77,217	0	+327
International Affairs	82	15,816	82	15,816	+136	0	0	+1	+671	83	16,623	+1	+807
<b>Subtotal, Conservation and Enforcement</b>	<b>638</b>	<b>140,952</b>	<b>638</b>	<b>140,952</b>	<b>+741</b>	<b>0</b>	<b>0</b>	<b>+1</b>	<b>+1,632</b>	<b>639</b>	<b>143,325</b>	<b>+1</b>	<b>+2,373</b>
<b>Fish and Aquatic Conservation</b>													
National Fish Hatchery System Operations	323	55,822	323	55,822	+376	0	0	0	+192	323	56,390	0	+568
Maintenance and Equipment	67	22,920	67	22,920	+38	0	0	+8	+2,888	75	25,846	+8	+2,926
Aquatic Habitat and Species Conservation	297	85,885	297	85,885	+735	0	0	-7	-13,229	290	73,391	-7	-12,494
<b>Subtotal, Fish and Aquatic Conservation</b>	<b>687</b>	<b>164,627</b>	<b>687</b>	<b>164,627</b>	<b>+1,149</b>	<b>0</b>	<b>0</b>	<b>+1</b>	<b>-10,149</b>	<b>688</b>	<b>155,627</b>	<b>+1</b>	<b>-9,000</b>
<b>Cooperative Landscape Conservation</b>	<b>50</b>	<b>12,988</b>	<b>50</b>	<b>12,988</b>	<b>0</b>	<b>0</b>	<b>0</b>	<b>-50</b>	<b>-12,988</b>	<b>0</b>	<b>0</b>	<b>-50</b>	<b>-12,988</b>
<b>Science Support</b>													
Adaptive Science	19	10,517	19	10,517	0	0	0	-19	-10,517	0	0	-19	-10,517
Service Science	14	6,750	14	6,750	0	0	0	-14	-6,750	0	0	-14	-6,750
<b>Subtotal, Science Support</b>	<b>33</b>	<b>17,267</b>	<b>33</b>	<b>17,267</b>	<b>0</b>	<b>0</b>	<b>0</b>	<b>-33</b>	<b>-17,267</b>	<b>0</b>	<b>0</b>	<b>-33</b>	<b>-17,267</b>
<b>General Operations</b>													
Central Office Operations	262	31,257	262	31,257	0	-42	-9,613	0	+160	220	21,804	-42	-9,453
Management and Administration	403	40,866	403	40,866	0	+42	9,613	0	+4,387	445	54,866	+42	+14,000
Service-wide Bill Paying	23	35,781	23	35,781	-174	0	0	0	+163	23	35,770	0	-11
National Fish and Wildlife Foundation	0	7,022	0	7,022	0	0	0	0	-22	0	7,000	0	-22
National Conservation Training Center	110	28,903	110	28,903	+114	0	0	-11	-7,591	99	21,426	-11	-7,477
<b>Subtotal, General Operations</b>	<b>798</b>	<b>143,829</b>	<b>798</b>	<b>143,829</b>	<b>-60</b>	<b>0</b>	<b>0</b>	<b>-11</b>	<b>-2,903</b>	<b>787</b>	<b>140,866</b>	<b>-11</b>	<b>-2,963</b>
<b>Total, Resource Management</b>	<b>6,522</b>	<b>1,279,002</b>	<b>6,522</b>	<b>1,279,002</b>	<b>+7,455</b>	<b>0</b>	<b>0</b>	<b>+22</b>	<b>-29,296</b>	<b>6,514</b>	<b>1,257,161</b>	<b>-8</b>	<b>-21,841</b>

**U.S. Fish and Wildlife Service  
Resource Management**

*Justification of Fixed Costs and Internal Realignments  
(Dollars In Thousands)*

<b>Fixed Cost Changes and Projections</b>	<b>2019 Total or Change</b>	<b>2019 to 2020 Change</b>
Change in Number of Paid Days <i>This row reflects changes in pay associated with the change in the number of paid days between the CY and BY.</i>	+2,772	+2,766
Pay Raise <i>The 2020 request reflects a pay freeze for civilian employees.</i>	+3,654	+0
Employer Share of Federal Employee Retirement System <i>The change reflects the directed 2.3% increase in the employer contribution to the Federal Employee Retirement System.</i>	+0	+1,705
Departmental Working Capital Fund <i>The change reflects expected changes in the charges for centrally billed Department services and other services through the Working Capital Fund. These charges are detailed in the Budget Justification for Departmental Management.</i>	+995	+453
Worker's Compensation Payments <i>The amounts reflect projected changes in the costs of compensating injured employees who suffer accidental deaths while on duty. Costs will reimburse the Department of Labor, Federal Employees Compensation Fund, pursuant to 5 U.S.C. 8147(b) as amended by Public Law 94-273.</i>	-832	-627
Unemployment Compensation Payments <i>The amounts reflect projected changes in the costs of unemployment compensation claims to be paid to the Department of Labor, Federal Employees Compensation Account, in the Unemployment Trust Fund, pursuant to Public Law 96-499.</i>	+0	+0
Rental Payments <i>The amounts reflect changes in the costs payable to the General Services Administration (GSA) and others for office and non-office space as estimated by GSA, as well as the rental costs of other currently occupied space. These costs include building security; in the case of GSA space, these are paid to the Department of Homeland Security (DHS). Costs of mandatory office relocations, i.e. relocations in cases where due to external events there is no alternative but to vacate the currently occupied space, are also included.</i>	-407	+3,158
Baseline Adjustments for O&M Increases <i>In accordance with space maximization efforts across the Federal Government, this adjustment captures the associated increase to baseline operations and maintenance (O&amp;M) requirements resulting from movement out of GSA or direct-leased (commercial) space and into Bureau-owned space. While the GSA portion of fixed costs will go down as a result of these moves, Bureaus often encounter an increase to baseline O&amp;M costs not otherwise captured in fixed costs. This category of funding properly adjusts the baseline fixed cost amount to maintain steady-state funding for these requirements.</i>	+50	+0

<b>Internal Realignments and Non-Policy/Program Changes (Net-Zero)</b>	<b>BY (+/-)</b>
National Wildlife Refuge System/Equipment and Vehicle Management <i>This internal transfer is proposed to properly align funds with management of facilities and equipment.</i>	-4,000
National Wildlife Refuge System/Maintenance Support <i>This internal transfer is proposed to properly align funds with management of facilities and equipment.</i>	+4,000
General Operations/Central Office Operations <i>The internal transfer is proposed to reorganize administrative functions, including human resources, contracting, finance, safety, budget and performance, and risk management.</i>	-9,613
General Operations/Management and Administration <i>The internal transfer is proposed to reorganize administrative functions, including human resources, contracting, finance, safety, budget and performance, and risk management.</i>	+9,613

This page intentionally left blank.



# Ecological Services





**Activity: Ecological Services**

		2018 Actual	2019 CR Baseline	2020				Change from 2019 (+/-)
				Fixed Costs (+/-)	Internal Transfers (+/-)	Program Changes (+/-)	Budget Request	
Listing	(\$000)	18,818	18,818	+124	0	-7,877	11,065	-7,753
	FTE	119	119	0	0	-21	68	-21
Planning and Consultation	(\$000)	105,579	105,579	+1,338	0	+599	107,516	1,937
	FTE	647	647	0	0	+24	671	+24
Conservation and Restoration	(\$000)	32,396	32,396	+254	0	-6,209	26,441	-5,955
	FTE	200	200	0	0	-40	160	-40
Recovery	(\$000)	91,032	91,032	+841	0	+3,127	95,000	+3,968
	FTE	469	469	0	0	+22	491	+22
<b>Total, Ecological Services</b>	<b>(\$000)</b>	<b>247,825</b>	<b>247,825</b>	<b>2,557</b>	<b>0</b>	<b>-10,360</b>	<b>240,022</b>	<b>-7,803</b>
	<b>FTE</b>	<b>1,435</b>	<b>1,435</b>	<b>0</b>	<b>0</b>	<b>-45</b>	<b>1,390</b>	<b>-45</b>

**Summary of 2020 Program Changes for Ecological Services**

Request Component	(\$000)	FTE
• Recovery Activities	+15,520	+103
• Planning and Consultation Activities	+6,101	+45
• Wolf-Livestock Demonstration Program	-1,000	-6
• De-listing and Down Listing	-1,393	-9
• Sagebrush Steppe Ecosystem	-1,506	-10
• Environmental Response and Restoration	-1,785	-11
• White Nose Syndrome	-2,000	-13
• NEPA Streamlining	-2,500	-1
• Candidate Conservation	-2,918	-19
• State of the Birds	-3,000	-20
• Gulf Coast Restoration	-3,002	-20
• Recovery Challenge	-5,000	-33
• Listing	-7,877	-51
<b>Program Changes</b>	<b>-10,360</b>	<b>-45</b>

**Program Mission**

The Ecological Services (ES) Program contributes to the Acting Secretary’s priority of creating a conservation stewardship legacy, sustainably developing our energy and natural resources, restoring trust with our neighbors and communities, supporting Tribal sovereignty, protecting our southern border, striking a regulatory balance between sustainable economic development and providing for conservation into the future.

ES Field Offices provide leadership in environmental response and restoration and assist communities in balancing economic growth and conservation through their work to conduct timely environmental reviews

of Federal permits and projects, conserve and recover species listed under the *Endangered Species Act* (ESA), and permit take of listed species.

---

### Program Elements

---

The Ecological Services program is comprised of the following program elements:

- **Listing** – Uses the best scientific and commercial information available to identify foreign and domestic plant and animal species that are in danger of extinction or likely to become in danger of extinction within the foreseeable future and thus need protection under the ESA.
- **Planning and Consultation** – Provides integrated advanced project planning, environmental review, and permitting assistance to proactively address environmental concerns in support of economic growth, demand for new infrastructure, and community development.
- **Conservation and Restoration** – Delivers proactive species conservation efforts in partnership with States, Tribes, local governments, and landowners to prevent the need to list a species when possible; protects and restores habitat important to Federal trust species; and provides databases and mapping products that are essential tools for conservation and restoration of species and habitats by landowners, other Federal and State agencies, and the public.
- **Recovery** – Works with communities and stakeholders to recover endangered and threatened species, with the goal to minimize or reduce threats to a listed species and improve their status so the species can be secured and removed from Federal protection.

---

### Applicable Laws, Acts, and Orders

---

Under various statutes and authorities, the Ecological Services Program is charged with providing technical solutions and compliance with a variety of conservation laws, most specifically the *Fish and Wildlife Coordination Act* (FWCA); *ESA*; *Marine Mammal Protection Act* (MMPA); *National Environmental Policy Act* (NEPA); *Emergency Wetlands Resources Act*; *Clean Water Act*; *Coastal Barrier Resources Act* (CBRA); *Oil Pollution Act* (OPA); *Federal Power Act*, *Comprehensive Environmental Response, Compensation, and Liability Act* (CERCLA); and multiple Executive Orders. Through these operating authorities, the Service identifies potential impacts and provides solutions that prevent species and their habitats from becoming more imperiled and support the Secretary's priority of Conserving Our Land and Water.

**Subactivity: Ecological Services**  
**Program Element: Listing**

		2018 Actual	2019 CR Baseline	2020			Change from 2019 (+/-)	
				Fixed Costs (+/-)	Internal Transfers (+/-)	Program Changes (+/-)		Budget Request
Listing	(\$000)	18,818	18,818	+124	0	-7,877	11,065	-7,753
	FTE	119	119	0	0	-51	68	-51

**Summary of 2020 Program Changes for Conservation and Restoration**

Request Component	(\$000)	FTE
• Listing	-7,877	-51
<b>Program Changes</b>	<b>-7,877</b>	<b>-51</b>

**Program Overview**

The purpose of the ESA is to conserve endangered and threatened species and the ecosystems on which they depend. Before a plant or animal species can receive the protection provided by the ESA, it must first be added to the Federal lists of threatened and endangered wildlife and plants. Placing a species on the List of Endangered and Threatened Wildlife (50 CFR 17.11) or the List of Endangered and Threatened Plants (50 CFR 17.12), and designating critical habitat as required under the ESA, focuses resources and efforts by the Service and its partners on recovering the species. Through the Listing subactivity, the Service uses the best scientific and commercial information available to identify species that are in danger of extinction or likely to become so within the foreseeable future and thus need protection under the ESA.

The Service works closely with States and Tribes during the listing process, which often includes the development of a species status assessment (SSA) that reflects the best available scientific and commercial information regarding life history, biology, and the factors affecting the viability of a species. The Service maintains a national listing workplan to encourage States, Tribes and the public to undertake conservation activities now for species on the workplan so that the species does not need the protection of the ESA.

**Justification of 2020 Program Changes**

The 2020 budget request for Listing is \$11,065,000 and 68 FTE.

**Listing (-\$7,877,000/-51 FTE)**

The request will be used by the Service to implement the approved National Listing workplan. This plan funds 90-day and 12-month petition findings, and listing, 4(d), and critical habitat rules that are required by law. The funds will support staff working on findings and rules, public hearings, printing, and economic analyses associated with critical habitat designations.

**2020 Program Activities and Performance**

- Support implementation of the approved National Listing Workplan. This plan identifies and prioritizes 90-day and 12-month findings, listing rules, and critical habitat rules that are required by law. Listing determinations will be based on Species Status Assessments.
- Support staff work on rules, public hearings, printing, and economic analyses for critical habitat.
- The Service has developed performance metrics to track and hold itself accountable for providing States the opportunity to provide their valuable scientific input in the SSA development process.

<sup>1</sup> <https://www.fws.gov/endangered/what-we-do/listing-workplan.html>

**Subactivity: Ecological Services**  
**Program Element: Planning and Consultation**

		2018 Actual	2019 CR Baseline	2020			Change from 2019 (+/-)	
				Fixed Costs (+/-)	Internal Transfers	Program Changes (+/-)		Budget Request
Planning and Consultation	(\$000) FTE	105,579 647	105,579 647	+1,338 0	0 0	+599 +24	107,516 671	1,937 +24

**Summary of 2020 Program Changes for Conservation and Restoration**

Request Component	(\$000)	FTE
• Planning and Consultation Activities	+6,101	+45
• NEPA Streamlining	-2,500	-1
• Gulf Coast Restoration	-3,002	-20
<b>Program Changes</b>	<b>+599</b>	<b>+24</b>

**Program Overview**

Planning and Consultation is the primary customer service component of the Ecological Services program. Service staff advance the Secretary’s priorities of sustainably developing our Nation’s energy and natural resources, coordinating with Tribes, protecting our people and our border, striking a regulatory balance, and modernizing our Nation’s infrastructure. With this funding, the Service works collaboratively with industry, agencies, Tribes, and other stakeholders to balance conservation and development needs. Service biologists work with stakeholders at the planning stages of Federally-authorized, licensed, or funded projects—from highway expansions to energy development—to ensure that development has minimal impact on wildlife and habitats. By engaging in project development and planning processes early, the Service can save taxpayers and developers money by minimizing environmental impacts of development projects, reducing threats to species in a way that helps prevent the need to list them as endangered or threatened in the future, streamlining the permitting process so that benefits are realized sooner, and reducing paperwork.



*A pronghorn seen in the Pinedale Anticline natural gas field in Wyoming. Credit: Theo Stein/USFWS*

Early coordination and involvement in the project siting and design process can minimize the impacts of a project on wildlife. Engaging through the NEPA process, Ecological Services works closely with the lead Federal agency to streamline the review process for their Federal infrastructure projects. Through authority for interagency consultation under Section 7 of the ESA, the Service collaborates with its partners to identify opportunities to reduce adverse impacts of development activities with a Federal nexus. If an agency action is likely to adversely affect a listed species or critical habitat, the Federal agency must initiate consultations with the Service. This requirement may affect private individuals when their action involves Federal authorization—including permits—or funding. Service biologists provide technical assistance that identifies and explains ways to modify or reduce adverse effects of proposed projects on listed species and issue incidental take authorization for listed species so that projects can proceed on schedule and in compliance with the ESA.

Environmental review functions constitute a significant workload for the Service, and we are continuously looking for ways to improve the efficiency, consistency, transparency, and effectiveness of environmental reviews for infrastructure and other development projects. The Service is enhancing our Information for Planning and Consultation (IPaC) decision support system for streamlining the environmental review process. This allows for rapid identification of potential projects that will not affect listed species and expedites completion of requirements involving ESA section 7 consultations, section 10 HCPs, and other environmental review processes. In addition, the Service is undertaking a process to update species range maps in a way that is transparent and repeatable. Through improved range maps for listed species, the Service will be able to focus environmental reviews to areas where the species is most likely to occur.

Using the Habitat Conservation Planning authority under Section 10 of the ESA, the Service provides technical assistance to non-Federal entities in the development of Habitat Conservation Plans (HCPs) and issues incidental take permits. The Service's incidental take permit program is a flexible process for addressing situations in which a property owner's otherwise lawful activities might result in incidental take of a listed species. Through HCPs, the Service facilitates private and other non-Federal land development with proactive species and conservation planning that strike a regulatory balance for development while addressing threats to species and fulfilling species recovery needs. The HCP program encourages applicants to explore different methods to achieve compliance with the ESA and choose an approach that best suits their needs.

The Service is implementing ways to streamline its review process in coordination with other Federal agencies and provide programmatic consultations where appropriate. The Service will continue to work closely with other Federal agencies in FY 2020 to advance infrastructure projects expeditiously while minimizing adverse impacts to fish, wildlife, and plants.

---

### **Justification of 2020 Program Changes**

The 2020 budget request for Planning and Consultation is \$107,516,000 and 671 FTE.

#### **Planning and Consultation Activities (+\$6,101,000/+45 FTE)**

The request enables the Service to build field capacity for technical assistance to Federal agencies and project proponents and continue to streamline the consultation and project review process through the development of web-based tools, reducing the regulatory burden and time commitments on project proponents, industries and other Federal agencies. Funding will support new web-based applications through IPaC as well as maintain and increase the scope and capability of existing applications to meet increased demand. In addition, the Service will invest in refined range maps for listed species to reduce the areas of consideration for consultation to those areas where development activities are most likely to affect a listed species.

#### **NEPA Streamlining (-\$2,500,000/ -1 FTE)**

In FY 2018, Congress provided \$2,500,000 to streamline the permitting process and achieve compliance with permitting and other statutes. This work will continue to be funded under general Planning and Consultation Activities, as it continues to be a priority for the Service.

#### **Gulf Coast Restoration (-\$3,002,000/-20 FTE)**

Through this funding, the Service works closely with the States and local communities in the Gulf Coast to provide timely environmental reviews of projects funded as part of the restoration from the Deepwater Horizon oil spill. Within the requested funding the Service will provide technical assistance to those activities that are critically important to the health and vitality of our Nation's natural and economic resources.

**2020 Program Activities and Performance**

---

- Provide integrated advanced project planning, environmental review, and permitting assistance to address environmental concerns in support of energy production, infrastructure, and other development activities.
- Support development and population of data in our web-based application, Information for Planning and Consultation (IPaC), to help streamline the ESA consultation process, provide clarity and transparency, and increase predictability for Federal agencies and applicants.
- Collaborate with many internal and external partners by providing technical assistance in evaluating the impacts of proposed Federal activities on fish, wildlife, and plants.
- Focus our consultation and permitting efforts on Administration and Departmental priorities, particularly priority infrastructure and energy projects.



**Subactivity: Ecological Services**  
**Program Element: Conservation and Restoration**

		2018 Actual	2019 CR Baseline	2020			Change from 2019 (+/-)	
				Fixed Costs (+/-)	Internal Transfers (+/-)	Program Changes (+/-)		Budget Request
Conservation and Restoration	(\$000)	32,396	32,396	+254	0	-6,209	26,441	-5,955
	FTE	200	200	0	0	-40	160	-40

**Summary of 2020 Program Changes for Conservation and Restoration**

Request Component	(\$000)	FTE
• Sagebrush Steppe Ecosystem	-1,506	-10
• Environmental Response and Restoration	-1,785	-11
• Candidate Conservation	-2,918	-19
<b>Program Changes</b>	<b>-6,209</b>	<b>-40</b>

**Program Overview**

The Service supports collaborative species conservation efforts, works to protect and restore habitats that are important to Federal trust species, and provides mapping products and databases that are essential tools for conservation and restoration of species and habitats by other Federal and State agencies, Tribes, and the public.

**Candidate Conservation**

Identification of candidate species can assist environmental planning efforts by providing advance notice of potential listings, and by allowing landowners and resource managers to alleviate threats and thereby possibly remove the need to list species as endangered or threatened. Funding through this subactivity focuses on conducting species assessments and facilitating voluntary conservation efforts. The Service routinely publishes a Candidate Notice of Review (CNOR) which is an updated list of plant and animal species native to the United States regarded as candidates for or have been proposed for listing under the ESA. By reducing threats to species and their habitats before they become critically imperiled, future conservation efforts are likely to be less costly, more flexible, and more likely to result in successful conservation over time. Even if we subsequently list a candidate species, the early notice provided can result in more options for species management and recovery by prompting earlier candidate conservation measures to alleviate threats to the species.

**Marine Mammals**

Also funded under this subactivity is the Service’s work to conserve marine mammals. While NOAA is responsible for porpoises, dolphins and whales under the MMPA, the Service oversees protections for walruses, manatees, otters, and polar bears. Marine mammals are a resource of great cultural, aesthetic, economic, and recreational significance. The MMPA provides protection by prohibiting (with certain exceptions): (1) “take” of marine mammals in U.S. waters and by U.S. citizens on the high seas and (2) the import, export, and sale of marine mammals and marine mammal parts, and products in the U.S. Under the MMPA, marine mammal populations, and the health and stability of marine ecosystems upon which they depend, are required to be maintained at, or returned to, healthy levels.



*Sea Otters are protected under the Marine Mammal Protection Act. Photo Credit: Randall Davis*

Meeting the Service's mandate for the conservation of marine mammal species requires communication and cooperation with other Federal agencies, State governments, Alaska Native Organizations, scientists from numerous institutions and organizations, industry groups, and nongovernmental organizations.

### **National Wetlands Inventory (NWI)**

The Service is the principal Federal agency tasked with providing information to the public on the distribution as well as the status and trends of our Nation's wetlands. The National Wetlands Inventory (NWI) provides a publicly available online mapping resource that gives detailed information on the abundance, characteristic, and distribution of America's wetlands. The wetland data layer underlying the mapper provides the best available data to the Nation. The Service works extensively with other Federal and State partners to continually update the data. These maps expedite conservation and business decisions on, for instance, siting of development projects near a wetland. In FY 2020, the Service will be completing the collection of data for the sixth decadal report to Congress on the status and trends of the Nation's wetlands. As required by law, the next report will provide an assessment of the health, quality, and quantity of America's wetlands that informs policy and management decisions across the Federal Government.

### **Coastal Barrier Resources Act (CBRA)**

In the early 1980s, Congress recognized that certain Federal actions and programs have historically subsidized and encouraged development on coastal barriers, resulting in the loss of natural resources; threats to human life, health, and property; and the expenditure of millions of tax dollars each year. To remove the Federal incentive to develop these areas, CBRA designated relatively undeveloped coastal barriers along the Atlantic and Gulf coasts as part of the John H. Chafee Coastal Barrier Resources System (CBRS), and made these areas ineligible for most new Federal expenditures and financial assistance. CBRA does not prohibit or restrict development conducted with non-Federal funds.

CBRA is a map-based law, and the Service continues to take significant steps to improve efficiencies and effectiveness of CBRA administration including: (1) the release of an online CBRS Mapper that makes CBRS boundary data more accessible to property owners, project proponents, and other stakeholders who need to know whether properties or project sites may be affected by the CBRA; (2) the release of an online validation tool for the public and other Federal agencies to make a self-determination as to whether individual properties are located "in" or "out" of the CBRS which is important for the issuance of flood insurance policies, real estate transactions and federal expenditures within the CBRS; (3) finish remapping 44 percent of the total units representing 16 percent of the total acreage between Virginia and New Hampshire; and (4) resolving property determinations requested by Congress and/or property owners that require extensive land research and imagery analysis.

### **Environmental Response and Restoration**

Our coasts, rivers, estuaries, wetlands and other natural places are home to spectacular native wildlife and provide Americans with unrivaled places to fish, hunt, and get outdoors. They also play a critical role in our economy, generating revenues from tourism and recreational activities, while providing us with clean water and performing countless other important ecological functions. The Service's Environmental Response and Restoration Program protects and restores fish and wildlife, as well as habitats that have been injured by oil discharges, and the release of hazardous substances or emerging contaminants of concern. In order to be effective in responding to emergency spills, the Service must maintain a cadre of trained responders. Funding in this subactivity is critical to maintain the Occupational Safety and Health Administration's required training certificates or medical monitoring, to supply responders and Natural Resources Damage Assessment and Restoration (NRDAR) practitioners with the equipment and supplies to prevent exposure to spilled oil or environmental contaminants, and to conduct associated pre-assessment investigations. Trained responders will increase the Service's capacity to provide technical support and expertise to the U.S. Coast Guard and Environmental Protection Agency during spill events.

The Environmental Response and Restoration program within Ecological Services oversees the NRDAR activities nationwide. In order to achieve restoration, the Service must provide technical expertise to convert damage assessment awards to on-the-ground restoration. The Service uses this funding to provide support to ongoing cases and conduct early investigations that could potentially lead to restoration projects worth millions of dollars. For example, through ongoing cases in FY 2018, the Service, in coordination with co-trustees, put more than \$120 million on the ground to restore fish and wildlife for the American people: enhancing or restoring nearly 2,000 acres, managing more than 40,000 acres, and protecting more than 7,000 acres. As a result, nearly 6,000 acres were made available for recreational use through the use of NRDAR funds. In FY 2017, the NRDAR program managed more than \$13.5 million in funds recovered from responsible parties to implement restoration projects for the benefit of the American people. Based upon a recent report, the Service estimated that FY 2017 projects generated approximately \$46 million for the economy and 480 year-long jobs.

### **Justification of 2020 Program Changes**

---

The 2020 budget request for Conservation and Restoration is \$26,441,000 and 160 FTE.

#### **Sagebrush Steppe Ecosystem (-\$1,506,000/-10 FTE)**

With the requested funding, the Service will continue to work with Federal and State partners to implement important on-the-ground conservation efforts for species within the sagebrush ecosystem.

#### **Environmental Response and Restoration: (-\$1,785,000/-11 FTE)**

The Service will prioritize work in spill response and engagement with NRDAR trustees.

#### **Candidate Conservation (-\$2,918,000/-19 FTE)**

Priority will be given to administering the Candidate Notice of Review (CNOR). The Service will rely on the States to assume the role in providing technical assistance for all CCAAs and CCAs. Guided by the national listing workplan, the States can leverage their expertise and relationships to provide landowners with technical assistance to achieve specific conservation goals for candidate and petitioned species and thus potentially eliminate the need to list a species.

### **2020 Program Activities and Performance**

---

- Deliver proactive species conservation efforts in partnership with other Federal agencies, States, Tribes, local governments, and landowners to prevent the need to list a species when possible; protect and restore habitat important to Federal trust species; and provide databases and mapping products that are essential tools for conservation and restoration of species and habitats by landowners, other Federal and State agencies, and the public.

**Subactivity: Ecological Services**  
**Program Element: Recovery**

		2018 Actual	2019 Baseline	2020			Change from 2019 (+/-)	
				Fixed Costs (+/-)	Internal Transfers (+/-)	Program Changes (+/-)		Budget Request
Recovery	(\$000)	91,032	91,032	+841		+3,127	95,000	+3,968
	FTE	469	469			+22	491	+22

**Summary of 2020 Program Changes for Recovery**

Request Component	(\$000)	FTE
• Recovery Activities	+15,520	+103
• Wolf-Livestock Demonstration Program	-1,000	-6
• De-listing and Down Listing	-1,393	-9
• White Nose Syndrome	-2,000	-13
• State of the Birds	-3,000	-20
• Recovery Challenge	-5,000	-33
<b>Program Changes</b>	<b>+3,127</b>	<b>+22</b>

**Program Overview**

Preventing extinction and achieving recovery of listed species has always been, and will continue to be, one of the Service’s highest priorities. It serves the Acting Secretary’s objective of conserving our land and water by managing its fish and wildlife. The goal of Recovery is to minimize or remove the threats that led to the species’ listing and to work toward reclassifying the species from endangered to threatened, and toward delisting the species altogether. This process requires technical leadership, monitoring, planning, and management together with close coordination with Service partners. The Service plays a vital role in guiding the recovery planning process, and in facilitating, supporting, and monitoring the implementation of recovery actions by the Service and others.

Recovery plans, non-regulatory blueprints for the work that needs to be done to achieve downlisting or delisting a species under the ESA, are required under the ESA. Recovery plans are developed collaboratively with interested partners. Recovery plans may address multiple species, identify specific recovery tasks, establish downlisting and delisting criteria, and provide timetables and cost estimates. There is a public review process for each draft recovery plan. The Service advances the Secretary’s priorities of creating a conservation stewardship legacy and striking a regulatory balance by enhancing and increasing partnerships with agencies and organizations to implement highest priority recovery actions identified in recovery plans for endangered and threatened species under the trusteeship of the Service in the United States and its Territories, such that known threats to the species may be reduced or eliminated.

The ESA requires the Service to review the status of listed species once every five years to determine whether the current listing status, as endangered or threatened, is still appropriate. This assessment includes a notice to the public requesting information on the species under review. These documents are important tools to gather new information, assess threats to the species, and validate whether protection under the ESA is still necessary.

Service biologists support the implementation of the ESA via collaborative conservation actions that are advantageous, feasible, and practicable for all parties. Staff provides technical assistance to our partners to champion recovery projects on the ground. Recovery projects can range from habitat restoration to captive rearing and reintroduction to landowner agreements that will provide Safe Harbors to one or more listed

species for a set period of time. Safe Harbor Agreements provide assurances that non-Federal conservation actions (e.g., habitat restoration, reintroduction), will not result in additional regulation on the landowner.

### **Justification of 2020 Program Changes**

---

The 2020 budget request for Recovery of Listed Species is \$95,000,000 and 491 FTE.

#### **Recovery Activities (+\$15,520,000/+103 FTE)**

The Service is focused on the ESA mandates that are inherently Federal, including development of recovery plans, five-year status reviews, and has prioritized rulemakings to downlist or delist species whose status has improved. In FY 2018, the Service developed a national workplan for downlisting and delisting rulemakings and submitted a total of 26 proposed or final rules to reclassify a species, exceeding the target of eight rules. In FY 2019, the Service anticipates proposing or finalizing 36 delisting and downlisting actions. At the requested FY 2020 funding level, the Service expects to propose or finalize 36 delisting or downlisting rules. The request will support the Service's capacity to work with other DOI bureaus, Federal agencies, States, and other stakeholders, to ensure recovery plans have objective and measurable recovery criteria and address five-year status review recommendations on the national workplan. The Service has established a process to revise recovery plans to ensure that each plan has quantitative criteria for what constitutes a recovered species, and is implementing a streamlined approach to recovery planning to facilitate timely development of plans for all newly listed species.

#### **Wolf-Livestock Demonstration Program (-\$1,000,000/-6 FTE)**

The request does not continue this dedicated funding and focuses resources on recovery activities.

#### **Delisting and Downlisting (-\$1,393,000/-9 FTE)**

The Service remains committed to prioritizing delisting and downlisting rulemakings through species recovery activities. The request will support implementation of the Service National Delisting and Downlisting Workplan in addressing five-year status review recommendations and substantive petitions to downlist and delist species over the next three years (FY 20-22).

#### **White Nose Syndrome (-\$2,000,000/-13 FTE)**

The request does not continue this dedicated funding and focuses resources on recovery activities.

#### **State of the Birds (-\$3,000,000/-20 FTE)**

The request does not continue this dedicated funding and focuses resources on recovery activities.

#### **Recovery Challenge (-\$5,000,000/-33 FTE)**

The request does not continue this dedicated funding and focuses resources on recovery activities.

### **2020 Program Activities and Performance**

---

- Support our work to complete the recovery responsibilities required of the Service by statute - preparing recovery plans for newly listed species within two and a half years of the final listing, working through recovery plan backlog, completing five-year reviews for approximately 20% of the species annually, acting on the recommendations to reclassify or delist species, and encourage collaborative partnerships with others for recovery implementation. At the requested FY 2020 funding level, the Service expects to finalize 36 delisting or downlisting rules.
- Ensure that all final recovery plans have quantitative criteria for what constitutes a recovered species and are completed in a timely manner.

This page intentionally left blank

# Habitat Conservation







**Activity: Habitat Conservation**

		2018 Actual	2019 CR Baseline	2020				Change from 2019 (+/-)
				Fixed Costs (+/-)	Internal Transfers (+/-)	Program Changes (+/-)	Budget Request	
Partners for Fish and Wildlife	(\$000)	51,633	51,633	+321	0	+2,463	54,417	+2,784
	FTE	233	233	0	0	+5	238	+5
Coastal Program	(\$000)	13,375	13,375	+185	0	-185	13,375	0
	FTE	49	49	0	0	0	49	0
<b>Total, Habitat Conservation</b>	<b>(\$000)</b>	<b>65,008</b>	<b>65,008</b>	<b>+506</b>	<b>0</b>	<b>+2,278</b>	<b>67,792</b>	<b>+2,784</b>
	<b>FTE</b>	<b>282</b>	<b>282</b>	<b>0</b>	<b>0</b>	<b>+5</b>	<b>287</b>	<b>+5</b>

**Summary of 2020 Program Changes for Habitat Conservation**

Request Component	(\$000)	FTE
• Partners for Fish and Wildlife Activities	+5,079	+5
• Washington Salmon Recovery/Environmental Data Quality and Access	-643	0
• Chesapeake Bay Nutria Eradication	-688	0
• WA Regional Fisheries Enhancement Group	-1,285	0
• Coastal Program Activities	+183	0
• Hood Canal Salmon Enhancement Group	-184	0
• Long Live the Kings	-184	0
<b>Program Changes</b>	<b>+2,278</b>	<b>+5</b>

**Program Mission**

Habitat Conservation, which includes the Partners for Fish and Wildlife (PFW) Program and the Coastal Program, provides technical and financial assistance to private landowners and other conservation partners to voluntarily protect, conserve, and restore their lands. By working together, the Service helps landowners keep their working lands in traditional uses and implement habitat improvement and conservation projects.

**Program Elements**

The PFW and Coastal Programs take a cooperative approach to deliver on-the-ground conservation in targeted geographic areas. Locally-based field biologists have an intimate knowledge of the natural resource concerns and conservation challenges in their communities. Field staff work with local communities, private landowners, and other stakeholders to leverage partners’ resources and Federal dollars to support conservation strategies on public and private lands. These efforts help conserve America’s traditional land uses for future generations, support robust fish and wildlife populations for recreational use by the American public, address conservation challenges such as invasive species and habitat fragmentation, and buffer important infrastructure from storm damages.

A large part of PFW work includes coordinating with the U.S. Department of Agriculture (USDA) to provide technical assistance in the development, implementation, and evaluation of Farm Bill conservation

programs and initiatives to meet shared conservation goals. This work includes delivery of fish and wildlife technical assistance associated with implementation of any new programs, rules, or policies resulting from the passage of the Farm Bill in FY 2019, as well as the continuation of effective partnerships with USDA that help sustain wildlife populations and agricultural production.

**Activity: Habitat Conservation**  
**Subactivity: Partners for Fish and Wildlife**

		2018 Actual	2019 CR Baseline	2020			Change from 2019 (+/-)	
				Fixed Costs (+/-)	Internal Transfers (+/-)	Program Changes (+/-)		Budget Request
Partners for Fish and Wildlife	(\$000) FTE	51,633 233	51,633 233	+321 0	0 0	+2,463 +5	54,417 238	+2,784 +5

**Summary of 2020 Program Changes for Partners for Fish and Wildlife**

Request Component	(\$000)	FTE
• Partners for Fish and Wildlife Activities	+5,079	+5
• Washington Salmon Recovery/Environmental Data Quality and Access	-643	0
• Chesapeake Bay Nutria Eradication	-688	0
• WA Regional Fisheries Enhancement Group	-1,285	0
<b>Program Changes</b>	<b>+2,463</b>	<b>+5</b>

**Program Overview**

The PFW Program is a voluntary, citizen, and community-based stewardship program for fish and wildlife conservation on private land. Through the PFW Program, the Service and private landowners work collaboratively to implement local conservation strategies. In turn, these restored areas provide valuable benefits to the surrounding communities by supporting tourism and recreation, protecting infrastructure from flood damage, and supporting America’s agricultural production by conserving soil, controlling pests, and benefitting pollinators. Funds spent in support of restoration projects create jobs, generate tax revenues, and economic activity as wages and purchases flow through the economy. A Service report found that for every \$1 the program contributed to a project, \$15.70 was generated in economic returns.<sup>1</sup>



*To promote pollinator habitat, the Service teamed up with Pheasants Forever and Quail Forever to promote shooting sports and plant seed at the same time through this innovative Pollinating Pigeon. When used for target shooting, native grass and flower seeds are delivered across fields, providing habitat and vegetation for wildlife such as monarchs, deer, and quail.  
 Credit: USFWS*

In FY 2018, the PFW Program worked with private landowners and partners to complete 2,439 project accomplishments across the Nation. In total, the PFW Program has restored approximately 6.4 million acres of habitat while leveraging program dollars at a ratio of 4:1 or greater. These acres, coupled with over 13,500 miles of enhanced stream habitat, provide valuable habitat for Federal trust species while allowing enjoyment by the American people and their families, for generations to come.

<sup>1</sup> <https://www.fws.gov/home/pdfs/restoration-returns.pdf> p. 7

---

**Justification of 2020 Program Changes**

---

The 2020 budget request for Partners for Fish and Wildlife is \$54,417,000 and 238 FTE.

**Partners for Fish and Wildlife Activities (+5,079,000/+5 FTE)**

At the requested funding level, the Service will restore and enhance an estimated 34,497 wetland acres, 211,073 upland acres, 620 riparian miles, and 115 fish passage structures.

**Washington Salmon Recovery/ Environmental Data Quality and Access (-\$643,000/+0 FTE)**

The Service is not requesting funding for this activity in order to address other priorities.

**Chesapeake Bay Nutria Eradication (-\$688,000/+0 FTE)**

At the requested funding level, this program will control bio-monitoring and ensure eradication efforts have been successful.

**Washington Regional Fisheries Enhancement Group (-\$1,285,000/+0 FTE)**

The Service is not requesting funding for this activity in order to address other priorities.

**2020 Program Activities and Performance**

---

In FY 2020, the PFW Program will focus on implementing DOI priorities, including restoring trust and being a good neighbor by delivering voluntary restoration and enhancement projects. At the requested FY 2020 funding level, PFW will restore and enhance approximately 34,497 wetland acres, 211,073 upland acres, 620 riparian miles, and 115 fish passage structures. The PFW program will continue to pursue solutions for public access on private lands to enhance recreational opportunities and support Secretarial Order 3362, *Improving Habitat Quality in Western Big-Game Winter Range and Migration Corridors* along with Secretarial Order 3356, *Hunting, Fishing, Recreational Shooting, and Wildlife Conservation*.



*In support of SO 3362, PFW is delivering habitat to support big-game migration corridors across the West to benefit species such as this pronghorn. Credit: USFWS*

**Activity: Habitat Conservation**  
**Subactivity: Coastal Program**

		2018 Actual	2019 CR Baseline	2020			Change from 2019 (+/-)	
				Fixed Costs (+/-)	Internal Transfers (+/-)	Program Changes (+/-)		Budget Request
Coastal Program	(\$000)	13,375	13,375	+185	0	-185	13,375	0
	FTE	49	49	0	0	0	49	0

**Summary of 2020 Program Changes for Habitat Conservation**


Request Component	(\$000)	FTE
• Coastal Program Activities	+183	0
• Hood Canal Salmon Enhancement Group	-184	0
• Long Live the Kings	-184	0
<b>Program Changes</b>	<b>-185</b>	<b>0</b>

**Program Overview**

The Coastal Program is a voluntary, partnership-based program that delivers technical and financial assistance for habitat conservation in coastal watersheds. Locally-based field staff work with diverse partners, including private landowners, to improve and protect habitat on both public and private lands.

Coastal habitats are highly dynamic and diverse regions of great complexity and significance. Coastal areas are home to 40 percent of the U.S. population, and coastal tourism and recreation contribute approximately \$116 billion to the U.S. GDP annually.

The Coastal Program provides value to the public by leveraging partners’ resources at a ratio of 8:1, effectively maximizing the Service’s impact. This investment stimulates local economies by supporting jobs necessary to deliver habitat conservation, including environmental consultants, engineers, construction workers, surveyors, assessors, and nursery and landscape workers. These jobs also generate indirect economic activities that benefit local hotels, restaurants, stores, and gas stations. The Service estimates that the average Coastal Program project directly supports 12 jobs and eight businesses.



*Partnerships in Action: habitat conservation along the coast can benefit wildlife, local communities, and peoples’ livelihoods. Organizations, industry, and State and Federal agencies have partnered in the Chesapeake Bay to restore oyster reefs that improve water quality, provide fish and wildlife habitat, and support the local seafood industry. An oyster can filter as much as 50 gallons of water per day, and healthy oyster populations lead to greater oyster harvests. Credits: Chesapeake Bay Environmental Center and Harris Seafood Company*

---

**Justification of 2020 Program Changes**

---

The 2020 budget request for the Coastal Program is \$13,375,000 and 49 FTE.

**Coastal Program Activities (+\$183,000/0 FTE)**

At the requested funding level, the Service will restore or protect an estimated 16 miles of stream/shoreline, 9,358 wetland acres, 7,625 upland acres, and improve 23 barriers to fish passage.

**Hood Canal Salmon Enhancement Group (-\$184,000/0 FTE)**

The Service is not requesting funding for this activity in order to address other priorities.

**Long Live the Kings (-\$184,000/0 FTE)**

The Service is not requesting funding for this activity in order to address other priorities.

**2020 Program Performance**

---

In FY 2020 the Coastal Program will focus on priority geographic areas, delivering on-the-ground conservation in coordination with local communities to support resilient habitats for the benefit of wildlife and people. The program's strategic landscape design, capacity building, and other technical assistance will continue to support Departmental priorities, Service programs, Federal and State agencies, nongovernmental organizations, and coastal communities. Important on-the-ground projects will be delivered in priority areas such as the Gulf of Mexico, Florida Everglades, Great Lakes, and Chesapeake Bay. The Coastal Program typically achieves a ratio of at least 8:1 partner dollars for every Coastal Program dollar invested in a coastal enhancement project. At the requested FY 2020 funding level, the Coastal Program would be able to restore or protect about 16 miles of stream/shoreline, 9,358 wetland acres, 7,625 upland acres, and improve 23 fish passage barriers.

# National Wildlife Refuge System







**Activity: National Wildlife Refuge System**

		2018 Actual	2019 CR Baseline	2020				Change from 2019 (+/-)
				Fixed Costs (+/-)	Internal Transfers (+/-)	Program Changes (+/-)	Budget Request	
Wildlife and Habitat Management	(\$000)	233,141	233,141	+1,365	0	+4,931	239,437	+6,296
	FTE	1,303	1,303	0	0	+62	1,365	+62
Refuge Visitor Services	(\$000)	73,319	73,319	+430	0	+7,106	80,855	+7,536
	FTE	508	508	0	0	+38	546	+38
Refuge Law Enforcement	(\$000)	38,054	38,054	+212	0	+4,929	43,195	+5,141
	FTE	229	229	0	0	+28	257	+28
Conservation Planning	(\$000)	2,523	2,523	0	0	-2,523	0	-2,523
	FTE	16	16	0	0	-16	0	-16
<b>Refuge Operations</b>	<b>(\$000)</b>	<b>347,037</b>	<b>347,037</b>	<b>+2,007</b>	<b>0</b>	<b>+14,443</b>	<b>363,487</b>	<b>+16,450</b>
	<b>FTE</b>	<b>2,056</b>	<b>2,056</b>	<b>0</b>	<b>0</b>	<b>+112</b>	<b>2,168</b>	<b>+112</b>
Refuge Maintenance	(\$000)	139,469	139,469	+555	0	+6,018	146,042	+6,573
	FTE	543	543	0	0	+12	555	+12
<b>Total, National Wildlife Refuge System</b>	<b>(\$000)</b>	<b>486,506</b>	<b>486,506</b>	<b>+2,562</b>	<b>0</b>	<b>+20,461</b>	<b>509,529</b>	<b>+23,023</b>
	<b>FTE</b>	<b>2,599</b>	<b>2,599</b>	<b>0</b>	<b>0</b>	<b>+124</b>	<b>2,723</b>	<b>+124</b>

**Summary of 2020 Program Changes for the National Wildlife Refuge System**

Request Component	(\$000)	FTE
• Invasive Species	+5,000	+56
• Wildlife and Habitat Management Activities	+975	+6
• Inventory and Monitoring	-1,044	0
• Refuge Visitor Services	+8,106	+35
• Urban Wildlife Conservation Program	+1,000	+3
• Youth and Careers in Nature	-2,000	0
• Refuge Law Enforcement	+4,929	+28
• Refuge Planning	-2,523	-16
• Deferred Maintenance	+3,090	0
• Maintenance Support	+2,627	+12
• Annual Maintenance	+950	0
• Youth Conservation Corps	-649	0
<b>Program Changes</b>	<b>+20,461</b>	<b>+124</b>

**Program Mission**

The National Wildlife Refuge System’s mission is to administer a national network of lands and waters for the conservation, management, and restoration of fish, wildlife, and plant resources and their habitats within the United States for the benefit of present and future generations of Americans.

---

## Program Elements

With wildlife refuges in every State and many territories, the Refuge System is the front door of the Service. Refuges are accessible to nearly all Americans, from rural communities and suburbs to urban centers, and from the mainland to far away Pacific and Arctic islands. Over 55 million visitors are welcomed each year and provided opportunities for hunting, fishing, environmental education and interpretation, photography, wildlife viewing, and other recreational activities. Refuges are the world's most extensive network of public lands and waters and are dedicated to maintaining our Nation's legacy of stewardship and conservation of fish, wildlife, and plants.

The Refuge System manages 855.6 million acres of lands and waters and includes 567 National Wildlife Refuges, 38 wetland management districts, 50 coordination areas, seven National Monuments, and 19.1 million acres in Marine National Monuments under other authorities.

The 567 National Wildlife Refuges include all of the Refuge System lands, waters, and interests administered by the Service as wildlife refuges, wildlife ranges, wildlife management areas, game preserves, and conservation areas.

The Service's 38 wetland management districts administer 4.0 million acres of waterfowl production areas (WPAs). WPAs are small natural wetlands and associated grasslands located primarily in the upper Midwest, which the Service acquires under the authority of the Migratory Bird Hunting and Conservation Stamp Act.

The Refuge System's 50 coordination areas are Federal lands that States manage as wildlife habitat under cooperative agreements with the Service, furthering the Secretary's priority of restoring trust with local communities and building relationships with neighbors bordering our lands.

---

## Applicable Laws, Acts, and Orders

The National Wildlife Refuge System is implemented under the following authorities:

- The *Fish and Wildlife Act* (16 U.S.C. 742a-742j) establishes a comprehensive national fish and wildlife policy and authorizes the Secretary of the Interior to take steps required for the development, management, advancement, conservation, and protection of fisheries resources and wildlife resources through research, acquisition of refuge lands, development of existing facilities, and other means;
- The *Fish and Wildlife Coordination Act* (16 U.S.C. 661-666e) directs the Service to investigate and report on proposed Federal actions that affect any stream or other body of water, and to provide recommendations to minimize impacts on fish and wildlife resources;
- The *National Wildlife Refuge System Administration Act* (16 U.S.C. 668dd-668ee) provides authority, guidelines, and directives for the Service in administering the lands and waters of the National Wildlife Refuge System, including establishing six wildlife-dependent recreation activities as priority uses;
- The *National Wildlife Refuge System Improvement Act* (P.L. 105-57) spells out wildlife conservation as the fundamental mission of the Refuge System, requires comprehensive conservation planning to guide management of the Refuge System, directs involvement of private citizens in land management decisions, and provides that compatible wildlife-dependent recreation is a legitimate and appropriate use that should receive priority in refuge planning and management;

- The *National Wildlife Refuge Volunteer Improvement Act* (P.L. 111-357) authorizes cooperative agreements with nonprofit partner organizations, academic institutions, or State and local governments to construct, operate, maintain, or improve refuge facilities and services, and promotes volunteer, outreach, and education programs;
- The *Refuge Recreation Act* (16 U.S.C. 460k-460k-4) authorizes the Secretary of the Interior to administer refuges, hatcheries, and other conservation areas for recreational use, when such uses do not interfere with the area's primary purposes;
- The *National Wildlife Refuge System Centennial Act* (P.L. 106-408) reinforces National Wildlife Refuge System Improvement Act provisions to raise public understanding and appreciation for the Refuge System;
- The *Alaska National Interest Lands Conservation Act* (16 U.S.C. 410hh-3233, 43 U.S.C. 1602-1784) provides for the designation and conservation of certain public lands in Alaska, including units of the Refuge System, and for the continuing subsistence needs of Alaska Natives;
- The *Migratory Bird Conservation Act* (16 U.S.C. 715-715d, 715e, 715f-715r) authorizes the Secretary of the Interior to conduct investigations and publish documents related to North American birds, and establishes a Migratory Bird Conservation Commission to approve areas recommended by the Secretary for acquisition;
- The *Migratory Bird Hunting and Conservation Stamp Act* (16 U.S.C. 718a-718k) requires waterfowl hunters 16 years of age or older to possess a valid Federal Duck Stamp;
- The *Migratory Bird Treaty Act* (16 U.S.C. 703-712) establishes Federal responsibility for protecting and managing migratory birds; and
- The *Wilderness Act* (16 U.S.C. 1131-1136) establishes a National Wilderness Preservation System for the permanent good of the whole people.

**Activity: National Wildlife Refuge System**  
**Subactivity: Wildlife and Habitat Management**

		2018 Actual	2019 CR Baseline	2020			Change from 2019 (+/-)	
				Fixed Costs (+/-)	Internal Transfers (+/-)	Program Changes (+/-)		Budget Request
Wildlife and Habitat Management	(\$000)	233,141	233,141	+1,365	0	+4,931	239,437	+6,296
	FTE	1,303	1,303	0	0	+62	1,365	+62

**Summary of 2020 Program Changes for Wildlife and Habitat Management**

Request Component	(\$000)	FTE
• Invasive Species	+5,000	+56
• Wildlife and Habitat Management Activities	+975	+6
• Inventory and Monitoring	-1,044	0
<b>Program Changes</b>	<b>+4,931</b>	<b>+62</b>

**Program Overview**

This subactivity provides the basic operating funding for the National Wildlife Refuge System, which works collaboratively to leverage resources to provide public access and achieve effective conservation. Improving dialogue and relationships with stakeholders and entities bordering our lands fosters partnerships for balanced stewardship and allows individual refuges to respond more effectively to resource challenges and opportunities to provide for increased public use of refuge lands. These partnerships help restore trust in Federal management of resources through consulting with our neighbors and recognizing their concerns.

Wildlife and Habitat Management funds vital refuge operations that identify best practices to manage land and water resources. This helps the Refuge System achieve its dual mission of conservation and wildlife-dependent recreation, which contributes to the Departmental priority of creating a conservation stewardship legacy.

These activities include:

- Monitoring plant and animal populations;
- Restoring wetland, forest, grassland, and marine habitats;
- Managing habitats through manipulation of water levels, prescribed burning, haying, grazing, timber harvest, and planting vegetation;
- Controlling the spread of invasive species;
- Assessing water quality and quantity;
- Monitoring air quality;
- Preventing and controlling wildlife disease outbreaks;
- Investigating and cleaning contaminants;
- Ensuring the exercise of oil and gas rights on wildlife refuges occurs efficiently, consistently, and without undue burden on operators or the public;



*Active management of land and water resources supports conservation and wildlife dependent recreation. At Rice Lake NWR (MN), installation of a beaver deterrent helps maintain appropriate water levels and prevents flooding. Credit: USFWS*

- Inventory and monitoring (I&M) of the biological resources, ecological processes, physical environment, and human interactions to provide the information necessary to implement the Service's adaptive management framework; and
- Managing five Marine National Monuments, which support healthy fisheries and can act as sources for fish and wildlife populations outside of the monuments, including commercially fished populations.

### **Justification of 2020 Program Changes**

---

The 2020 budget request for Wildlife and Habitat Management is \$239,437,000 and 1,365 FTE.

#### **Invasive Species (+\$5,000,000/+ 56 FTE)**

Invasive species are one of the most serious threats to native wildlife, fish, and plants in the Refuge System and across the country, and these threats are expected to grow due to increasing international trade. Invasive species are the second greatest threat to biodiversity and Federally-listed threatened and endangered species, second only to habitat loss<sup>1</sup>. Invasive species negatively affect native species through habitat modification, disruption of vital ecosystem functions, competition, predation, herbivory, transmission of pathogens, and by hybridizing with natives. Invasive species can also significantly affect infrastructure such as transportation and power generation systems, dams, levees, and structures. Because invasive species ignore human jurisdictional boundaries, a multi-stakeholder approach is optimal in dealing with them.

The most cost-effective strategies to manage invasive species are prevention, early detection and rapid response (EDRR), and complete eradications of small, incipient populations. EDRR aims to limit the establishment or range expansion of invasive species and prevent the need for the more costly ongoing treatments often required once they are established (e.g., Asian Carp). In the Refuge System, prevention and EDRR activities are delivered through five Invasive Species Strike Teams.

The FY 2020 request builds on the success of the existing Strike Teams in combatting invasive species by establishing 11 new Strike Teams to apply proven early EDRR techniques. The request will support a new Strike Team in Alaska, which is on the early end of the invasion curve that will work with the State government to establish a framework for cooperative and multi-jurisdictional application of EDRR techniques. This State-Federal cooperation on EDRR may become a model for other parts of the country.

#### **Wildlife & Habitat Management Activities (+\$975,000/+6 FTE)**

The Service requests funding to hire six biologists to support Secretarial Orders (S.O.) 3347, *Conservation Stewardship and Outdoor Recreation*; 3356, *Hunting, Fishing, Recreational Shooting, and Wildlife Conservation Opportunities and Coordination with States, Tribes, and Territories*; 3366, *Increasing Recreational Opportunities on Lands and Waters*; and 3349, *American Energy Independence*, which will expand increased hunting, fishing, and other recreational opportunities; improve public access by facilitating management of big game, migratory waterfowl, and other species enjoyed by the visiting public; and streamline regulatory processes related to oil and gas exploration. These biologists will have the natural resources expertise necessary to manage wildlife and their habitats to provide robust fish and wildlife populations for premium hunting, fishing, and recreational experiences in the greatest number of areas possible. These biologist will also be critical links in the streamlining of regulatory efforts as they relate to energy independence, while ensuring sound science is used in the decision making process.

---

<sup>1</sup> Introduced Species: The Threat to Biodiversity & What Can Be Done. Dr. Daniel Simberloff; <http://www.actionbioscience.org/biodiversity/simberloff.html#primer>

**Inventory and Monitoring (-\$1,044,000/+0 FTE)**

At the requested funding level, priority species and habitats will continued to be monitored in support of our adaptive management framework and S.O. 3362. The Service will complete I&M surveys in the field that are a critical first step to more effectively manage habitats for wildlife and plant species

**2020 Program Activities and Performance**

The 2020 budget request will enable the Service to focus on wildlife and habitat management activities in support of Secretarial priorities, including conservation stewardship, utilizing natural resources, expanding access for outdoor recreation, and using science to identify best practices to manage land and water resources. This includes using traditional approaches, such as water level manipulation, prescriptive grazing, and selective timber harvesting, to achieve desired habitat conditions for fish and wildlife. Healthy habitats are vital to ensure sustainable wildlife populations, whether they are imperiled or game species. In 2020, the Service expects to actively manage more than 3 million acres of habitat. Invasive species management includes Invasive Species Strike Teams with a focus on EDRR to recently established infestations that will control both the number of acres with invasive plants and animal populations on refuges at relatively current levels, and promote interagency and intergovernmental cooperation on EDRR in Alaska.

The budget level requested will support the refuge Inventory & Monitoring program. At the requested funding level, the Service will complete I&M surveys in the field that are a critical first step for the Service to more effectively manage habitats for wildlife and plant species, albeit at a reduced amount. In 2020, the Refuge System plans to implement approximately 2,000 threatened and endangered species recovery actions, 1,100 population management actions, and six refuge contaminant cleanup actions. These actions contribute to the Department's focus on recovery and delisting of threatened and endangered species, which reduces regulatory burdens of the Endangered Species Act on communities and industries, as well as helps sustain robust populations of game fish and wildlife species in support of S.O.s 3356 *Hunting, Fishing, Recreational Shooting, and Wildlife Conservation Opportunities and Coordination with States, Tribes, and Territories* and 3366 *Increasing Recreational Opportunities on Lands and Waters Managed by Department of the Interior*.



**Activity: National Wildlife Refuge System**  
**Subactivity: Refuge Visitor Services**

		2018 Actual	2019 CR Baseline	2020			Change from 2019 (+/-)	
				Fixed Costs (+/-)	Internal Transfers (+/-)	Program Changes (+/-)		Budget Request
Refuge Visitor Services	(\$000)	73,319	73,319	+430	0	+7,106	80,855	+7,536
	FTE	508	508	0	0	+38	546	+38

**Summary of 2020 Program Changes for Refuge Visitor Services**

Request Component	(\$000)	FTE
• Refuge Visitor Services	+8,106	+35
• Urban Wildlife Conservation Program	+1,000	+3
• Youth and Careers in Nature	-2,000	0
<b>Program Changes</b>	<b>+7,106</b>	<b>+38</b>

**Program Overview**

Refuge Visitor Services provides essential public access and high-quality outdoor recreational opportunities on National Wildlife Refuges to over 55 million visitors each year. This program is on the front line of implementing a number of Secretarial priorities including ensuring a thriving wildlife conservation legacy by working with partners to foster outdoor skills and recreation for future generations. Refuges are places

where wildlife-dependent recreation opportunities are a priority, such as hunting, fishing, wildlife observation; along with biking, photography, boating, environmental education, and interpretative programs. With units and staff across the country from rural communities to large cities, Visitor Services are central to advancing the Secretarial priority to restore trust and engage with local communities. Through a community-centered approach, Visitor Services professionals work closely with neighboring communities to develop partnerships, build a volunteer cadre, and inspire the next generation of hunters, anglers, and wildlife enthusiasts in communities across the nation.



*A Federal Wildlife Officer and a Maine Game Warden provided helping hands to this very happy veteran during the annual Veteran's Fishing Day event at Moosehorn NWR. Credit: Keith Ramos/USFWS*

*Economic Benefits to Local Communities*

Opportunities for outdoor recreation draw millions of people each year to wildlife refuges, boosting local economies. Many visitors take part in heritage sports of long standing such as hunting and fishing. Others enjoy hiking, paddling, and wildlife viewing or nature photography. The public services delivered by the Visitor Services program strategically advance the Secretarial priority to generate economic benefits to local communities. Of the Refuge System's \$453 million spending in FY 2013, final demand—the economic impact on local communities from recreation visits—totaled

\$2.4 billion of spending in regional economies, according to the *Banking on Nature 2013* report,<sup>2</sup> which looked at 21 national wildlife refuges across the country. This final demand generated \$792.7 million in job income and over 35,000 jobs nationally.

The Refuge System provides an additional benefit to landowners and residents in nearby communities because of the positive financial impact that its open-space amenities has on property values. Property values surrounding refuges are higher than equivalent properties elsewhere.<sup>3</sup> The study found that homes within 0.5 miles of a refuge and within eight miles of an urban center were valued at three to nine percent higher than other homes, depending on the region of the country.

#### *Urban Wildlife Conservation Program*

The Urban Wildlife Conservation Program delivers an innovative model for increasing awareness and outdoor engagement with the 80% of Americans that live in or near cities. S.O. 3370, *Improving Conservation Stewardship of and Increasing Public Access to Urban National Wildlife Refuges*, directs the FWS to encourage and assist Americans, particularly those who live in urban areas, to experience the outdoors within their local communities.

With 101 refuges within 25 miles of a population center of 250,000 or more people, these refuges provide strategic opportunities to promote wildlife conservation and enjoyment of hunting, fishing and other recreational activities in the heart of where people live. Additionally, several Service programs, especially Migratory Birds, Fish and Aquatic Conservation, and Ecological Services, have joined efforts with the Refuge System to improve access to new audiences through 29 partnerships in local communities around the country. In 2018, the Service formed two new partnerships in Kansas City, MO and Lowell, MA.



*A Refuge employee and volunteer instruct youth on how to hit a bullseye at a free pop-up archery range on Cecil Street in Philadelphia. Credit: USFWS*

#### **Justification of 2020 Program Changes**

The 2020 budget request for Refuge Visitor Services is \$80,855,000 and 546 FTE.

#### **Refuge Visitor Services (+\$8,106,000/+35 FTE)**

The Visitor Services program welcomes and orients the public to national wildlife refuges and delivers positive outdoor experiences through quality programming and well-maintained facilities. This funding will support Departmental priorities, specifically S.O. 3366, by adding new programs and additional visitor services staff at field stations to expand public access, increase hunting, fishing, wildlife observation and other recreational opportunities; improve infrastructure; and adopt new technologies.

<sup>2</sup> <https://www.fws.gov/uploadedFiles/Banking-on-Nature-Report.pdf>

<sup>3</sup> *Amenity Values of Proximity to National Wildlife Refuges* prepared by the Center for Environmental and Resource Economic Policy at North Carolina State University in April 2012



**Urban Wildlife Conservation Program (+\$1,000,000/+3 FTE)**

This funding will be used to support Departmental priorities, specifically S.O. 3370, to increase access and provide safe, welcoming, and inclusive environments for outdoor recreational opportunities on national wildlife refuges in urban areas. Additional staff and new programs will focus on cultivating new partnerships in urban communities, addressing barriers to public access and working with States to introduce new and non-traditional audiences to hunting, fishing and other recreational activities.

**Youth and Careers in Nature (-\$2,000,000/+0 FTE)**

No funding is requested for this program.

**2020 Program Activities and Performance**

In the FY 2020 budget, the Visitor Services program will direct funds to implement Secretarial priorities by: increasing access to FWS managed lands and waters; introducing new users to hunting, fishing and other outdoor recreation; improving our digital infrastructure and offering new technologies; and aligning our regulations and efforts with the States. The requested funds will allow the Service to improve visitor satisfaction and continue quality public services that foster a conservation legacy in nearby communities. The Service will continue to strategically balance the expected increases in public demand for services while sustaining high rates of visitor satisfaction (90 percent) and ensuring the continued conservation of plants, animals, and habitat.

Where possible, employees will maintain and improve visitor facilities; expand interpretive and educational programs; construct and maintain trails and boardwalks; improve hunting, angling, and other outdoor access; and design outreach materials to better inform and educate the public about recreational opportunities on national wildlife refuges. In FY 2020, we expect to host over 2,500 special events with nearly one million participants. We also expect to host about 2.4 million hunting visits and 7.3 million fishing visits.

In FY 2020, the Visitor Services Program will also direct efforts to the Secretarial priority to restore trust with local communities through community-centered conservation efforts. Service staff will train and supervise approximately 40,000 volunteers, who contribute over 1.3 million hours annually, to deliver programs for the public. The Service will continue support for refuges working with Friends organizations. In addition, continued engagement with local communities and industry partners by developing private/public partnerships will increase opportunities for outdoor recreation awareness and skill building activities for youth and their families.

**Activity: National Wildlife Refuge System**

**Subactivity: Refuge Law Enforcement**

		2018 Actual	2019 CR Baseline	2020			Change from 2019 (+/-)	
				Fixed Costs (+/-)	Internal Transfers (+/-)	Program Changes (+/-)		Budget Request
Refuge Law Enforcement	(\$000)	38,054	38,054	+212	0	+4,929	43,195	+5,141
	FTE	229	229	0	0	+28	257	+28

**Summary of 2020 Program Changes for Refuge Law Enforcement**

Request Component	(\$000)	FTE
• Refuge Law Enforcement	+4,929	+28
<b>Program Changes</b>	<b>+4,929</b>	<b>+28</b>

**Program Overview**

The Refuge Law Enforcement program supports the Department of the Interior priority of protecting our people and the border by funding salaries, training, equipment, supplies, management of the Refuge System’s Federal Wildlife Officers, and Regional and Headquarters management support staff.



*A Federal Wildlife Officer celebrating a youth angler catch a fish THIS BIG in Florida.  
Credit: USFWS*

**Refuge Law Enforcement**

Federal Wildlife Officers are often the first and most recognizable employees that the public sees. They serve as ambassadors for the Refuge System and the Service by providing important public services above and beyond law enforcement, such as information and guidance to visitors on fishing, hunting, hiking, and wildlife viewing opportunities.

Federal Wildlife Officers provide safety and security for the visiting public and Service staff; protect fish, wildlife, cultural, and archaeological resources on refuges; educate the public about the Service’s mission; contribute to environmental education and outreach; assist local communities with law enforcement and disaster recovery; and help protect subsistence rights.

In 2018, Federal Wildlife Officers provided protection services for more than 55 million visitors and participated in over 7,500 education encounters, such as school programs, scout programs, game warden camps, and community organizations, or otherwise educating visitors about hunting, trapping, rules, and regulations. They serve the public as hunter safety instructors, coordinate with veterans and disabled sportsman’s groups to create hunting opportunities, and lead youth shooting, hunting

and fishing events on refuges. They are routinely involved with local and other Federal law enforcement agencies in cooperative efforts to combat the Nation’s drug problems, address border security issues, and aid in other security challenges.



*A Federal Wildlife Officer patrolling the Southwest Border. Credit: USFWS*

Since May 2018, the Service has deployed over 100 Federal Wildlife Officers to supplement staffing levels at South Texas National Wildlife Refuge Complex (TX) and Cabeza Prieta National Wildlife Refuge (AZ) in support of the Department of the Interior Priority #6 “Protecting our people and the border.” As of December 2018, nearly 75% of Federal Wildlife Officers have deployed in support of the surge mission to assist Customs and Border Protection.

### **Emergency Management and Physical Security**

The Service’s Emergency Management and Physical Security program (EMPS) supports the Secretary’s priority of protecting our people by providing expertise and leadership for the Service’s emergency management and physical security responsibilities nationwide. We participate in activities described in Homeland Security’s National Response Framework, the guide to how the Nation responds to all types of disasters and emergencies. Through this effort, the Service supports activities to prevent, protect against, prepare for, mitigate the effects of, respond to, and recover from all hazards that may affect any part of the Service and the people and communities we serve.

### **Justification of 2020 Program Changes**

---

The 2020 budget request for Refuge Law Enforcement is \$43,195,000 and 257 FTE.

#### **Refuge Law Enforcement (+\$4,929,000/+28 FTE)**

The request will fund Federal wildlife officer positions. These officers will increase capacity for the Service to provide safe and secure refuges where more than 55 million visitors per year enjoy wildlife-dependent recreation. These officers will also help ensure the safety and security of the visiting public, Service employees, government property, and wildlife habitats. This funding would enable officers to receive the necessary training, equipment, and supplies to ensure safe public access to refuges for hunting, fishing, wildlife photography and observation, and other compatible wildlife-dependent recreation.

### **2020 Program Activities and Performance**

---

In FY 2020, the Division of Refuge Law Enforcement will continue to ensure the safety and security of the visiting public, Service employees, government property, and wildlife habitats. New Refuge Law

Enforcement personnel will receive the necessary training, equipment, and supplies to ensure safe public access to refuges for hunting, fishing, wildlife photography and observation, and other compatible wildlife-dependent recreation. The annual national hires will help support the continued expansion of hunting and fishing opportunities.

The Refuge Law Enforcement Program continues to support the Administration's priority of securing the southern border by building partnerships with Department of Defense, Department of Homeland Security, including the Customs and Border Protection, and State agencies. Rotational deployments of officers to Service lands in Texas and Arizona will continue. The program will also work to provide career development for new and existing employees. Providing career ladder opportunities for lower and mid-grade positions will increase retention within the division and limit instabilities to both the field and the Refuge System's mission.

**Activity: National Wildlife Refuge System**  
**Subactivity: Conservation Planning**

		2018 Actual	2019 CR Baseline	2020				Change from 2019 (+/-)
				Fixed Costs (+/-)	Internal Transfers (+/-)	Program Changes (+/-)	Budget Request	
Conservation Planning	(\$000)	2,523	2,523	0	0	-2,523	0	-2,523
	FTE	16	16	0	0	-16	0	-16

**Summary of 2020 Program Changes for Conservation Planning**

Request Component	(\$000)	FTE
• Refuge Planning	-2,523	-16
<b>Program Changes</b>	<b>-2,523</b>	<b>-16</b>

**Justification of 2019 Program Changes**

The 2020 budget request for Conservation Planning is \$0 and 0 FTE..

**Refuge Planning (-\$2,523,000/-16 FTE)**

No funding is requested for this program. Individual refuges will fund completion of Comprehensive Conservation Plans (required by the Refuge Improvement Act) from base funds.

**Program Overview**

The National Wildlife Refuge System Improvement Act requires the Service to prepare a Comprehensive Conservation Plan (CCP) for every unit of the Refuge System and revise each CCP every 15 years, as may be necessary. The Refuge Planning subactivity funds development of CCPs and associated step-down plans, such as Habitat Management Plans and Visitor Services Plans, which “step down” the CCP and guide the management of a specific refuge to inform local conservation action. Refuge System planning processes are administered to include public input, engage stakeholders and local communities, and with aim to enhance public access while reducing potential regulatory burdens on the public.

**Activity: National Wildlife Refuge System**  
**Subactivity: Refuge Maintenance**

		2018 Actual	2019 CR Baseline	2020				Change from 2019 (+/-)
				Fixed Costs (+/-)	Internal Transfers (+/-)	Program Changes (+/-)	Budget Request	
Maintenance Support	(\$000)	55,230	55,230	+555	+4,000	+1,978	61,763	+6,533
Annual Maintenance	(\$000)	26,350	26,350	0	0	+950	27,300	+950
Deferred Maintenance	(\$000)	42,901	42,901	0	0	+3,090	45,991	+3,090
Equipment and Vehicle Management	(\$000)	14,988	14,988	0	-4,000	0	10,988	-4,000
<b>Refuge Maintenance</b>	<b>(\$000)</b>	<b>139,469</b>	<b>139,469</b>	<b>+555</b>	<b>0</b>	<b>+6,018</b>	<b>146,042</b>	<b>+6,573</b>
	<b>FTE</b>	<b>543</b>	<b>543</b>	<b>0</b>	<b>0</b>	<b>+12</b>	<b>555</b>	<b>+12</b>

**Summary of 2020 Program Changes for Refuge Maintenance**

Request Component	(\$000)	FTE
• Deferred Maintenance	+3,090	0
• Maintenance Support	+2,627	+12
• Annual Maintenance	+950	0
• Youth Conservation Corps	-649	0
<b>Program Changes</b>	<b>+6,018</b>	<b>+12</b>

**Program Overview**

The Refuge Maintenance subactivity underpins every management activity that occurs in the Refuge System, including wildlife and habitat management, fire management, law enforcement, and public access and outdoor recreation.

**Nationwide Portfolio of Refuge System Constructed Facility Assets**  
**As of September 30, 2018**

Asset Grouping	Asset Count		Replacement Value		Deferred Maintenance	
	Quantity	% of Total	\$ (Millions)	% of Total	\$ (Millions)	% of Total
Buildings	5,255	14.69%	\$6,121	14.41%	\$285	26.41%
Water Management Structures	8,595	24.02%	\$17,158	40.40%	\$303	28.08%
Roads, Bridges, and Trails	13,846	38.69%	\$14.404	33.91%	\$252	23.35%
Other Structures	8,088	22.60%	\$4,790	11.28%	\$239	22.15%
<b>Total</b>	<b>35,784</b>	<b>100%</b>	<b>\$42,474</b>	<b>100%</b>	<b>\$1,079</b>	<b>100%</b>

**At a Glance: Maintenance of Facilities, Fleet, and Equipment**

The Refuge System maintenance program optimizes the alignment between infrastructure investments and mission delivery. Enabling activities include repairing and replacing:

- Roads, trails, and visitor facilities that allow over 55 million people to enjoy refuge lands and wildlife, and allow access for management purposes including fire prevention, law enforcement, and fish and wildlife management;
- On- and off-road vehicles needed to carry out everyday field activities of approximately 2,700 FTE and 40,000 volunteers;
- An extensive fleet of agricultural and construction equipment needed to actively manage habitat and to maintain constructed real property assets; and
- A portfolio of constructed assets valued at \$42.4 billion that provides the base of operations for all refuge programs and enables all fish and wildlife management on Refuge System lands and waters that occur throughout the U.S. and its various island territories.

The Refuge Maintenance budget consists of four program elements:

**Refuge Maintenance Support**

Refuge Maintenance Support includes supplies, materials and salaries for maintenance and facilities management. Maintenance employees are critical in properly maintaining facility and equipment assets, which enable the Service to accomplish habitat management and refuge operations goals and provide the public safe and reliable recreational and educational opportunities. Maintenance employees spend about half their time maintaining infrastructure and equipment and the other half maintaining habitat and supporting public recreational activities.

**Annual Maintenance**

Annual Maintenance encompasses all non-staff expenditures for preventative maintenance needed to keep the Service's infrastructure and mobile equipment fleet functioning for its intended purpose. It is required to achieve the expected life of infrastructure and equipment. Annual maintenance includes: utilities, custodial care, and snow removal for offices, administrative, and public buildings; repair of system failures before they are deferred; and preventive maintenance—including scheduled servicing, repairs, and parts replacement—required to achieve the expected life of facilities and equipment.

Proactively maintaining facilities through Maintenance Support and Annual Maintenance is 30 to 40 percent more cost effective on average than waiting until maintenance is deferred. These funds are critical in providing the American taxpayers the maximum return on investment.

**Deferred Maintenance**

Deferred Maintenance projects repair, rehabilitate, dispose of, or replace constructed real property assets. Available funds are directed to the highest priority mission critical projects based upon facilities condition, asset priority, consequences of failure to act, and return on investment (in reducing Deferred Maintenance, operations costs and obtaining outside funding) in accordance with Departmental guidance. Prioritization of projects is completed by utilizing the DOI priority scoring and by the front line field, operations, and facilities managers that know firsthand the field based mission impacts, return on investment, and outside funding opportunities available and are reported to DOI and OMB in the five-year deferred maintenance plans annually.



**6-Year History of Deferred Maintenance Backlog by Four Major Categories of Assets**

Category	Refuge System Deferred Maintenance (beginning of FY) (\$ millions)					
	FY 2014	FY 2015	FY 2016	FY 2017	FY 2018	FY 2019
Buildings	315	316	302	306	292	285
Water Management	343	299	286	286	335	303
Roads/Bridges/Trails	849	383	296	305	255	252
Other	240	286	281	279	276	239
<b>Total</b>	<b>1,747</b>	<b>1,284</b>	<b>1,165</b>	<b>1,176</b>	<b>1,158</b>	<b>1,079</b>

The Service uses a strategic, portfolio-based approach to manage assets in a manner that informs decision-making and maximizes efficient and effective mission delivery with an emphasis on mission-critical assets and the protection of investments through long-term life cycle management.

*Modernizing Infrastructure by Reducing the Deferred Maintenance Backlog*

The Refuge System has worked to reduce the deferred maintenance backlog through the use of Maintenance Action Teams, proactive investments, improved policies, improved data quality and increased focus on preventative and routine maintenance investments. This improved focus and investment of resources in areas with the largest return has resulted in reducing the Refuge System’s deferred maintenance backlog by about 50 percent. From FY 2019 through FY 2023, 60 percent of Refuge System Deferred Maintenance funding will be dedicated to retaining, restoring and enhancing outdoor recreational opportunities and the supporting habitats.

**Equipment and Vehicle Management**

The Refuge System requires an extensive fleet of vehicles and equipment to successfully carry out the conservation mission and provide safe and reliable public recreation and education opportunities. The Refuge System employs rental and leasing options to provide a cost-effective, efficient program. Equipment and Vehicle Management funds optimize the management of fleets to meet mission needs and serve as an example for the efficient use of public assets. The Refuge System is actively focusing on modernizing our equipment and vehicle fleet, implementing utilization and age standards, and investing in a smaller, more agile, and modernized fleet.

*Fleet Management*

The majority of the 3,600 vehicles used on refuges are four wheel-drive trucks and utility vehicles for transporting personnel, equipment, materials, and tools to remote sites for firefighting, wildlife and habitat management, and law enforcement. The vehicles must be capable of operation under on-road and off-road conditions, which limits the ability to utilize two-wheel drive vehicles, vans, or sedans and limits the



*Heavy Equipment Safety Training at Balcones Canyonlands NWR (TX). The Refuge System uses heavy equipment to maintain roads and trails, and to create and maintain healthy wildlife habitats. Credit: USFWS*



applicability of recommended annual vehicle mileage use typical of non-natural resource agencies.

#### Small Equipment

Specialized equipment such as all-terrain vehicles, small aircraft, boats, small tractors, snowmobiles, trailers, agricultural implements, and similar equipment is needed to access, maintain, and restore habitats in remote or rugged areas. In total, the Refuge System's small equipment fleet consists of about 5,000 assets.

#### Heavy Equipment

Heavy equipment management includes acquisition, rental, and repair of heavy equipment. Agricultural, earthmoving, and construction equipment are used to maintain wetland impoundments and roads; construct and maintain wildlife habitat; control invasive plants; and maintain and construct visitor facilities such as boardwalks, observation platforms, fishing piers, hunt blinds, tour routes, and trails. The Service owns nearly 4,000 heavy equipment assets with a combined replacement value of about \$423 million.

### **Justification of 2020 Program Changes**

---

The 2020 budget request for Refuge Maintenance is \$146,042,000 and 555 FTE.

#### **Deferred Maintenance (+\$3,090,000/+0 FTE)**

This request will allow the Service to complete about 135 of the highest priority deferred maintenance projects, which will generate an estimated \$143 million and 841 jobs in local and State economies and provide opportunities for public-private partnerships. This funding will also allow the Service to invest in infrastructure projects to reduce deferred maintenance backlog and operational costs, ultimately saving taxpayer dollars. Improved infrastructure provides safe and reliable outdoor recreational access for the American public.

#### **Maintenance Support (+\$2,627,000/+12 FTE)**

This funding will be invested in maintenance staffing at priority refuges. Maintenance staff provide critical preventative maintenance expertise that ultimately reduces deferred maintenance and saves taxpayer dollars.

#### **Annual Maintenance (+\$950,000/+0 FTE)**

This funding will allow the Service to invest in proactive preventative maintenance and repairs. Combined with the investment in maintenance support, these funds will contribute to the prevention and elimination of \$5 million in deferred maintenance which will save the American tax payers 40% over investing in deferred maintenance alone.

#### **Youth Conservation Corps (-\$649,000/-0 FTE)**

This funding is not requested so the Service can address other priorities.

### **2020 Program Activities and Performance**

---

At the requested FY 2020 funding level, the Service will support maintenance staffing for field stations to carry out a wide variety of activities that provide safe and reliable outdoor access and habitat management. The request supports the replacement of mobile equipment and fleet assets, further implementing an initiative to improve management and modernize the vehicle and equipment fleet. In total, this funding level will allow the Service to continue supporting refuge programs and prioritize projects that maintain wildlife habitats that expand and improve safe and reliable outdoor recreation for the American public.

This page intentionally left blank.

# Migratory Bird Management





**Activity: Conservation and Enforcement**  
**Program Element: Migratory Bird Management**

		2018 Actual	2019 CR Baseline	2020				Change from 2019 (+/-)
				Fixed Costs (+/-)	Internal Transfers (+/-)	Program Changes (+/-)	Budget Request	
Conservation and Monitoring	(\$000) FTE	31,126 137	30,126 137	+258 0	0 0	+698 0	32,082 137	+956 0
Permits	(\$000) FTE	3,424 30	3,424 30	+21 0	0 0	+254 0	3,699 30	+275 0
Federal Duck Stamp	(\$000) FTE	556 2	556 2	+8 0	0 0	0 0	564 2	+8 0
North American Waterfowl Management/ Joint Ventures	(\$000) FTE	13,140 46	13,140 46	+62 0	0 0	-62 0	13,140 46	0 0
<b>Total, Migratory Bird Management</b>	<b>(\$000) FTE</b>	<b>48,246 215</b>	<b>48,246 215</b>	<b>+349 0</b>	<b>0 0</b>	<b>+890 0</b>	<b>49,485 215</b>	<b>+1,239 0</b>

**Summary of 2020 Program Changes for Migratory Bird Management**

Request Component	(\$000)	FTE
• Aviation Management	+1,237	+1
• Monitoring	+988	+6
• Permits	+254	0
• North American Waterfowl Management Plan/Joint Venture Activities	-62	0
• Conservation and Monitoring Activities	-1,527	-7
<b>Program Changes</b>	<b>+890</b>	<b>0</b>

**Program Mission**

The Service has the legal mandate and trust responsibility to ensure the continued existence of healthy migratory bird populations for the benefit of the American public. Migratory birds are central to several traditional recreational pastimes, including hunting and birdwatching. Migratory birds provide various ecosystem services to people as well, including insect and rodent control, plant pollination, and seed dispersal.



Waterfowl banding crew removing ducks from traps in southern Alberta, August 2018. Photo Credit: Sarah Yates, USFWS

The Migratory Bird Program works to conserve birds and to preserve traditional outdoor recreational pursuits involving birds. The Program works with partners such as national sportsmen's groups, conservation organizations, Tribes, State wildlife agencies, and others to conserve habitats needed to support these populations for future generations of Americans to enjoy.

### Program Elements

Four elements comprise the Migratory Bird Management program:

- Conservation and Monitoring – Conducts surveys and other monitoring activities to determine the status and health of migratory birds, using the results to develop bird harvest and other regulations that secure healthy wild bird populations. These actions provide recreational opportunities for sportsmen and other users while promoting bird conservation and sustainable use.
- Permits – Provides a means to balance hunting harvest and other take of protected migratory bird species with their conservation, enabling the public to engage in legitimate take-related activities through a permit or other authorization. The permit program assists biologists to track the impact of these activities, and permits ensure that such activities are carried out in a manner that safeguards migratory bird populations and promotes conservation efforts.
- Federal Duck Stamp Program – Produces the Federal Migratory Bird Hunting and Conservation Stamp (Duck Stamp), which is required for anyone 16 years of age and older to hunt waterfowl. Proceeds from the sale of the stamp are deposited into the Migratory Bird Conservation Fund, and expended to protect wetland habitats within the National Wildlife Refuge System.
- North American Waterfowl Management Plan and Migratory Bird Joint Venture Partnerships – Employs a tripartite agreement among North American nations as a basis for supporting and promoting collaborative, voluntary partnerships that restore or protect waterfowl habitat and identify, develop, and apply regionally prioritized science needed for migratory bird conservation through the Migratory Bird Joint Venture Partnerships.

### Applicable Laws, Acts, and Orders

More than 25 laws, treaties, and conventions mandate that the Service sustain over 1,000 species of migratory birds and their habitats. Primary among these is the *Migratory Bird Treaty Act* (MBTA) (16 U.S.C. 703-712), which establishes Federal responsibility for protecting and managing migratory birds. Other important laws that directly and significantly impact program activities include the *Bald and Golden Eagle Protection Act* (16 U.S.C. 668-668d), the *North American Wetlands Conservation* (16 U.S.C. 4401-4412) and the *Neotropical Migratory Bird Conservation* (16 U.S.C. 6101-6109) Acts, which promote habitat and bird conservation across North America and throughout the western hemisphere through competitive grants. Additionally, the *Migratory Bird Hunting and Conservation Stamp Act* (U.S.C. 718-718j) requires waterfowl hunters 16 years of age or older to possess a valid Federal Duck Stamp.

**Subactivity: Migratory Bird Management  
Program Element: Conservation and Monitoring**

		2018 Actual	2019 CR Baseline	2020			Change from 2019 (+/-)	
				Fixed Costs (+/-)	Internal Transfers (+/-)	Program Changes (+/-)		Budget Request
Conservation and Monitoring	(\$000)	31,126	31,126	+258	0	+698	32,082	+956
	FTE	137	137	0	0	0	137	0

**Summary of 2020 Program Changes for Conservation and Monitoring**

Request Component	(\$000)	FTE
• Aviation Management	+1,237	+1
• Monitoring	+988	+6
• Conservation and Monitoring Activities	-1,527	-7
<b>Program Changes</b>	<b>+698</b>	<b>0</b>

**Program Overview**

The Migratory Bird Program works with partners to conserve and monitor birds to ensure that they can continue to be enjoyed by hunters, bird watchers, and other outdoor enthusiasts. Our success in working with others to conserve birds across the country provides a model for wildlife conservation that others in the world can follow.

**Conservation**

The Service’s Migratory Bird Program coordinates and supports a number of multi-partner conservation efforts, including the North American Waterfowl Management Plan, the Migratory Bird Joint Ventures, Partners in Flight, the U.S. Shorebird Conservation Plan, and Waterbird Conservation for the Americas. The Migratory Bird program serves as a hub for many conservation partners and is uniquely positioned to help share information, identify complementary activities, eliminate duplicative efforts, and provide technical assistance across this diverse network of partnerships. These multi-stakeholder efforts contribute significantly to the identification of bird species that need increased attention across jurisdictional boundaries. The Service works with individuals committed to the conservation of birds throughout their range to provide access for hunting and birding, and protect the habitats that make these activities possible.

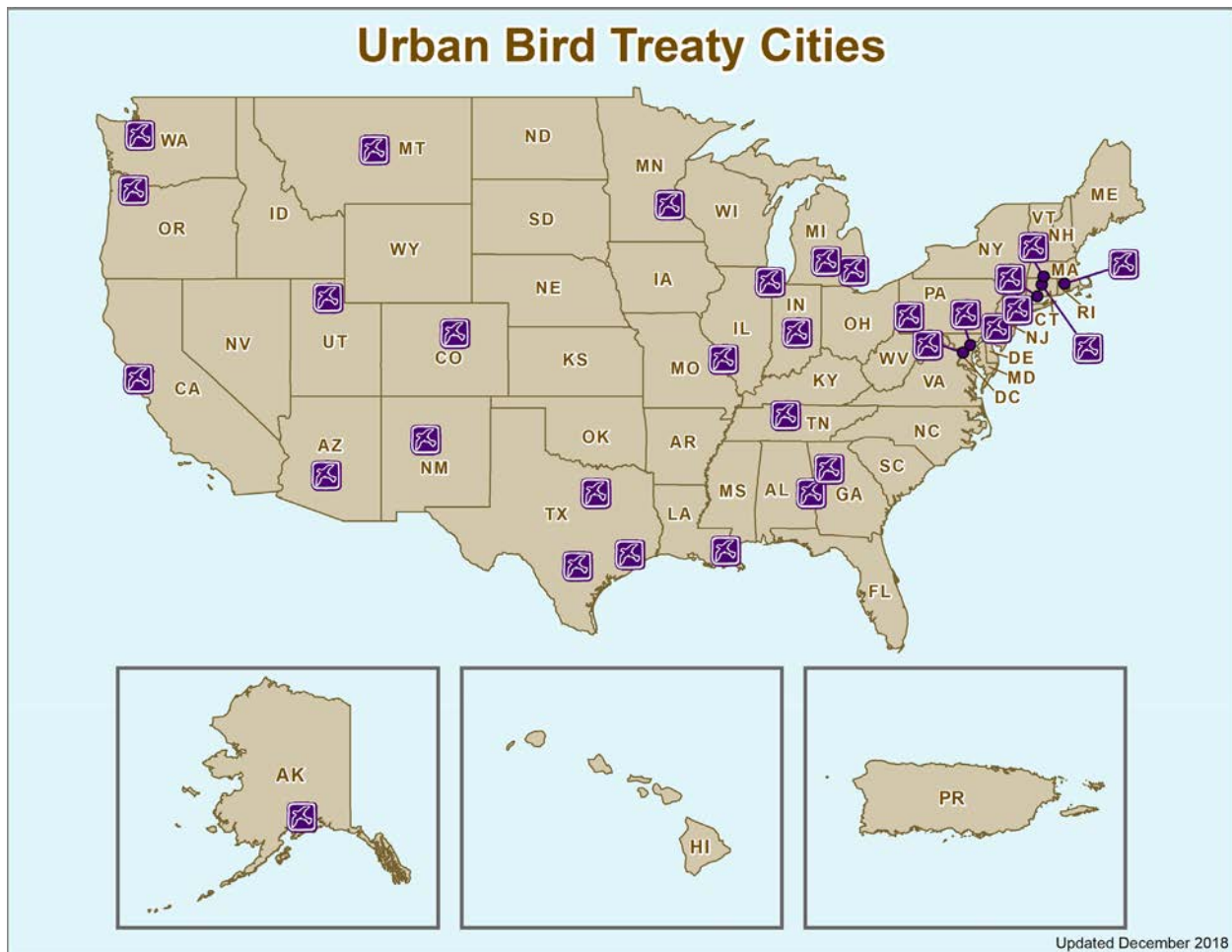


*Cinnamon teal (front) and blue-winged teal (rear) captured during The Service, with the support of organizations waterfowl banding operations in southern Alberta, August 2018. Photo Credit: Sarah Yates, USFWS*

**The Urban Bird Treaty Program**

In our urban and suburban landscapes, birds are often the most colorful and observable wildlife, and are many residents’ principal connection to nature. Through the Urban Bird Treaty Program, the Service works with participating U.S. cities to create bird-friendly environments and help citizens learn about birds and their habitats. The Urban Bird Treaty Program emphasizes habitat conservation through invasive species control and native plant restoration; hazard reductions through bird-safe building programs; citizen science activities involving bird and habitat monitoring; and recreation and outreach programs. These programs provide people with improved access to urban green space, opportunities to learn about and appreciate birds and their habitats, and ways to participate in bird conservation. Participating cities get the distinction of becoming Urban Bird

Treaty cities and receive small grants that promote bird conservation. There are currently 31 Urban Bird Treaty cities<sup>1</sup>.



### Promoting Migratory Bird Conservation

The Service continues to work with partners by providing technical assistance and developing guidance and recommendations to empower the public, Federal and State agencies, and industries to seek voluntary, non-regulatory solutions to address both direct and indirect impacts to migratory birds. Recent guidance includes recommendations for reducing bird collisions with building glass and developing a national list of suggested conservation measures. These resources are available from the Migratory Bird program's webpage<sup>2</sup> to anyone seeking to reduce impacts to migratory birds.

The Service is committed to working with our stakeholders to address bird/human activity conflicts while ensuring the continued conservation of migratory bird species. The Migratory Bird Program will continue to collect information to identify management alternatives to resolve conflicts, including identifying if lethal take is appropriate, at what amount, and what are the cumulative impacts.

<sup>1</sup> <https://www.fws.gov/birds/grants/urban-bird-treaty.php>

<sup>2</sup> <https://www.fws.gov/birds/index.php>



### Monitoring

Monitoring is essential to the science-based conservation approach used by the Service to ensure the sustainability of migratory bird populations and, where necessary, to take actions to address declines that may lead to their listing under the Endangered Species Act. For example, each year, the Service conducts extensive migratory game bird population, habitat, and harvest surveys across North America, and then produces reports that assess the status of these species. These reports include the most current data on breeding populations, production, and harvest information available for waterfowl, sandhill cranes, woodcock, dove, rail and other migratory game birds in North America. These reports are necessary for developing annual hunting seasons and bag limits that can maximize hunter satisfaction while ensuring bird conservation. These surveys and the migratory bird hunting regulatory frameworks are the result of cooperative efforts with the States, the Canadian Wildlife Service and provincial agencies, Tribes, and private conservation partners. Monitoring bird populations also allows the Service to determine the need for species management, to identify conservation actions that will be effective, and to evaluate the success of actions taken to conserve species.

### Aviation

The safety and training oversight of the Fish and Wildlife Service's fleet of planes and pilots is the responsibility of the National Aviation Management Branch, presently nested within the Migratory Bird program. The Assistant Director of the Migratory Bird Program serves as the agency's Aviation Executive overseeing this Branch and representing the Service as a voting member of the Department of the Interior's (DOI) Executive Aviation Committee, which is responsible for promulgating all DOI Aviation policy. The National Aviation Management Branch is in charge of Service-wide aviation policy development and ensures compliance by the Service's nearly 60 pilots—many of whom are also biologists—who fly primarily wildlife monitoring or support missions for the Service. Additionally the National Aviation Management Branch is responsible for the Service's Aviation Fire program, Unmanned Aircraft System program development within DOI, and Service Emergency Management related to aviation. The National Aviation Management Branch administers all Service aircraft acquisitions and vendor contracts. The Service currently operates and maintains 59 percent of the DOI fleet aircraft (53 airplanes and 1 helicopter) and accounts for 25 percent of all DOI flight hours. The Service has identified and is implementing six priorities that will immediately improve the Service's Aviation Enterprise: Automated Flight Following, Crew Resource Management, Improved Pilot Training program, Standardized Risk Assessment Processes, Aviation Management Communications, and a Kodiak Aircraft Training Plan.



*View from the cockpit of Quest Kodiak on a waterfowl survey in central Newfoundland, May 2018. Photo Credit: Mark Koneff, USFWS*

---

**Justification of 2020 Program Changes**

---

The 2020 budget request for Conservation and Monitoring is \$32,082,000 and 137 FTE.

**Aviation Management (+\$1,237,000/ +1 FTE)** – The 2020 request for the Service-wide Aviation Management Program supports the Service’s continued efforts to improve aviation safety, training for pilots and aerial observers, and provide critical oversight of aviation operations at the national level. This funding will enable Service Fleet Pilots to transport staff and materials to remote sites in the National Wildlife Refuge System, conduct biological monitoring and surveys critical to informing conservation efforts, and participate in prescribed fires that help prevent or mitigate wildland fires on Federal land. The Aviation Management Program is the Service’s lead on developing policy and procedures on the use of Unmanned Aviation Systems (UAS), also known as drones. This work is expanding as the availability and practicality of using UAS increases within the Service. Additionally, the funding will assist the Aviation Management Program to improve safety and training through the implementation of automated flight following, crew resource management, pilot/instructor pilot training program, standardized risk assessment processes, aviation management communications, centralized dispatching of all Service flights, and the development of a Kodiak aircraft training plan that covers the entire Department of the Interior.

**Monitoring (+\$988,000/ +6 FTE)** – The 2020 request for the Monitoring Program allows for continued investments in the Service’s modernization efforts of our monitoring programs that support migratory bird hunting. This includes investing in new technologies and internet-based approaches, which ultimately will reduce costs while improving data acquisition, management, and sharing procedures for information collected from our monitoring programs. These investments support our ability to collect, analyze, and disseminate the population and harvest data needed to ensure that annual migratory bird hunting regulations are based on sound science.

**Conservation and Monitoring Activities (-\$1,527,000/ -7 FTE)** – At the requested 2020 level, the Service proposes to shift funding from general conservation activities to monitoring activities that support the establishment of annual migratory bird hunting seasons that, in turn, provide hunting opportunities and preserve the Nation’s hunting heritage. Improved monitoring, closer collaboration with States, and the incorporation of hunter survey information will enable the Service to respond better to changing hunter expectations and measures of satisfaction.

---

**2020 Program Activities and Performance**

---

- Monitor migratory game bird species and establish annual hunting seasons.
- Begin implementing national comprehensive cormorant management strategy, as informed by activities conducted in FY 2019 (e.g., State workshops and NEPA analysis).
- Support efficient permitting of infrastructure and energy projects for the take of Bald and Golden Eagles.
- Continue work to enhance the safety of the Service’s pilots through investments in aircraft enhancements and improved pilot training.
- Continue work to improve the Service’s National Aviation program, including investigating new technologies and better management of the Service’s air fleet.

**Subactivity: Migratory Bird Management**  
**Program Element: Permits**

		2018 Actual	2019 CR Baseline	2020				Change from 2019 (+/-)
				Fixed Costs (+/-)	Internal Transfers (+/-)	Program Changes (+/-)	Budget Request	
Permits	(\$000)	3,424	3,424	+21	0	+254	3,699	+275
	FTE	30	30	0	0	0	30	+0

**Summary of 2020 Program Changes for Permits**

Request Component	(\$000)	FTE
• Permits	+254	0
<b>Program Changes</b>	<b>+254</b>	<b>0</b>

**Program Overview**

The mission of the Migratory Bird Permits program is to promote long-term sustainability of migratory bird populations, while providing opportunities for the public to study, use, and enjoy migratory birds consistent with the provisions of the Migratory Bird Treaty Act (MBTA) and the Bald and Golden Eagle Protection Act (BGEPA).

Permits authorizing take and possession of migratory birds are issued for scientific study, depredation control, falconry, raptor propagation, rehabilitation of injured birds, educational use, taxidermy, waterfowl sale, and Native American religious use. The Service processes more than 11,000 such permit applications annually.

The Service continues to focus on streamlining permitting procedures and requirements to improve the permit applicant’s experience while ensuring that the Service delivers on its trust responsibilities related to migratory birds. In 2020, the Service will complete the modernization of the Service’s Permits Issuance and Tracking System (SPITS), which will reduce the processing time for permits, provide a more user-friendly interface for the public, and provide electronic payment methods for permittees.

**Justification of 2020 Program Changes**

The 2020 budget request for the Permits Program is \$3,699,000 and 30 FTE.

**Permits (+254,000/0 FTE)** – The 2020 request enhances the Service’s ability to receive, process, and respond to permit applications, which will provide a better and more efficient process for our customers.

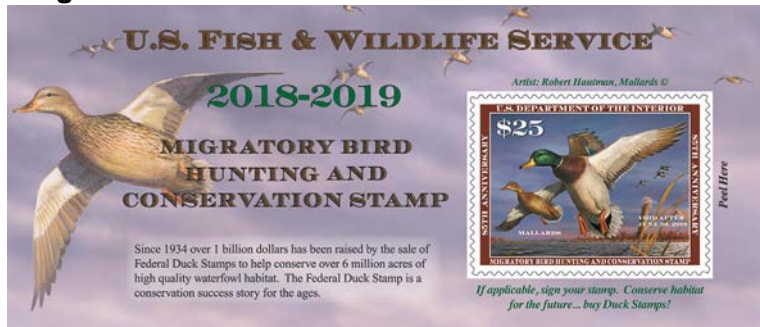
**2020 Program Activities and Performance**

- Continue to issue permits efficiently for the use of birds protected under the MBTA and BGEPA.

**Subactivity: Migratory Bird Management  
Program Element: Federal Duck Stamp Program**

		2018 Actual	2019 CR Baseline	2020				Change from 2019 (+/-)
				Fixed Costs (+/-)	Internal Transfers (+/-)	Program Changes (+/-)	Budget Request	
Federal Duck Stamp	(\$000) FTE	556 2	556 2	+8 0	0 0	0 0	564 2	+8 0

**Program Overview**



2018-2019 Federal Duck Stamp with art by Robert Hautman, of Minnesota



2018-2019 Junior Duck Stamp with art by Georgia student Rayen Kang

The Migratory Bird Hunting and Conservation Stamp (commonly known as the Duck Stamp) is required for waterfowl hunters 16 years of age and older. The Federal Duck Stamp program supports conservation of important migratory bird habitat through the purchase of wetland and associated upland habitats within the National Wildlife Refuge System. Many non-hunters also buy Federal Duck Stamps to support habitat conservation in the Refuge system. In 2016, the most recent year with complete information, Duck Stamp sales totaled more than \$40 million. Since 1934, the stamps have raised over \$1 billion for the Migratory Bird Conservation Fund (MBCF). These monies, along with other contributions to the MBCF, have enabled the protection of 14 million acres of prime waterfowl habitat within the National Wildlife Refuge System. In addition to places for waterfowl to breed, stopover on migration, and overwinter, these lands also provide Americans with opportunities to enjoy the outdoors by engaging in activities such as hunting, fishing, hiking, photography, and wildlife viewing. Increasing the amount of wildlife habitat held in trust for Americans provides compatible public use of natural resources, increases opportunities for and access to outdoor recreation, and provides private landowners and local communities with economic and environmental benefits.

The Service also attracts youth to the outdoors through the Federal Junior Duck Stamp Conservation and Design Program (Junior Duck Stamp Program) and its associated art contest. The Junior Duck Stamp Program employs a science-based curriculum with an art focus to teach students about wildlife conservation, waterfowl, and the importance of wetlands. Students in the program are encouraged to submit artwork for their State’s Junior Duck Stamp art competition. Each year the individual State winners compete in the national contest for the honor of having their artwork featured on that year’s Junior Duck Stamp. Annually, over 30,000 students participate in these competitions and share their knowledge and experience with their communities. This engagement with the natural world will help create future conservation stewards that value that protection of our natural resources for future generations.

**Electronic Duck Stamp Program**

The issuance of the 2018-2019 Federal Duck Stamp marked the 11th year of the Electronic Duck Stamp (E-Stamp) program. The E-Stamp program provides a valuable customer service, making Duck Stamps available quickly and conveniently from anywhere in the U.S. This popular program enables someone to purchase a Federal Duck Stamp through a participating State’s website at any time, and receive an

immediate certification of purchase that is valid for waterfowl hunting anywhere in the United States. Interest in this program remains high, with 24 States now providing E-Stamp certification. Sales of E-Stamps have continued to grow with each successive year—from over 58,000 in 2008, to more than 823,000 in 2016-2017. In just the first four months of availability of the 2018-2019 Duck Stamp, from July through October 2018, E-Stamp sales reached 475,000. The Service plans to add up to 10 additional States over the next two years, expanding access to the stamp and associated outdoor recreation opportunities. The growth of the E-Stamp program has allowed the Service to modernize stamp dispersal through partnerships with States and to deploy technology appropriately to attract new and retain existing hunters.

### **Justification of 2020 Program Changes**

---

The 2020 budget request for the Federal Duck Stamp Program is \$564,000 and 2 FTE.

### **2020 Program Activities and Performance**

---

- Manage the production and sale of the Federal Duck Stamp.
- Investigate new and emerging methods to promote the Duck Stamp.
- Expand the Electronic Stamp program.

**Subactivity: Migratory Bird Management**  
**Program Element: North American Waterfowl Management Plan (NAWMP)/Joint Ventures**

		2018 Actual	2019 CR Baseline	2020			Change from 2019 (+/-)	
				Fixed Costs (+/-)	Internal Transfers (+/-)	Program Changes (+/-)		Budget Request
North American Waterfowl Management/ Joint Ventures	(\$000)	13,140	13,140	+62	0	-62	13,140	0
	FTE	46	46	0	0	0	46	0

**Summary of 2020 Program Changes for North American Waterfowl Management / Joint Ventures**

Request Component	(\$000)	FTE
• North American Waterfowl Management Plan/Joint Venture Activities	-62	0
<b>Program Changes</b>	<b>-62</b>	<b>0</b>

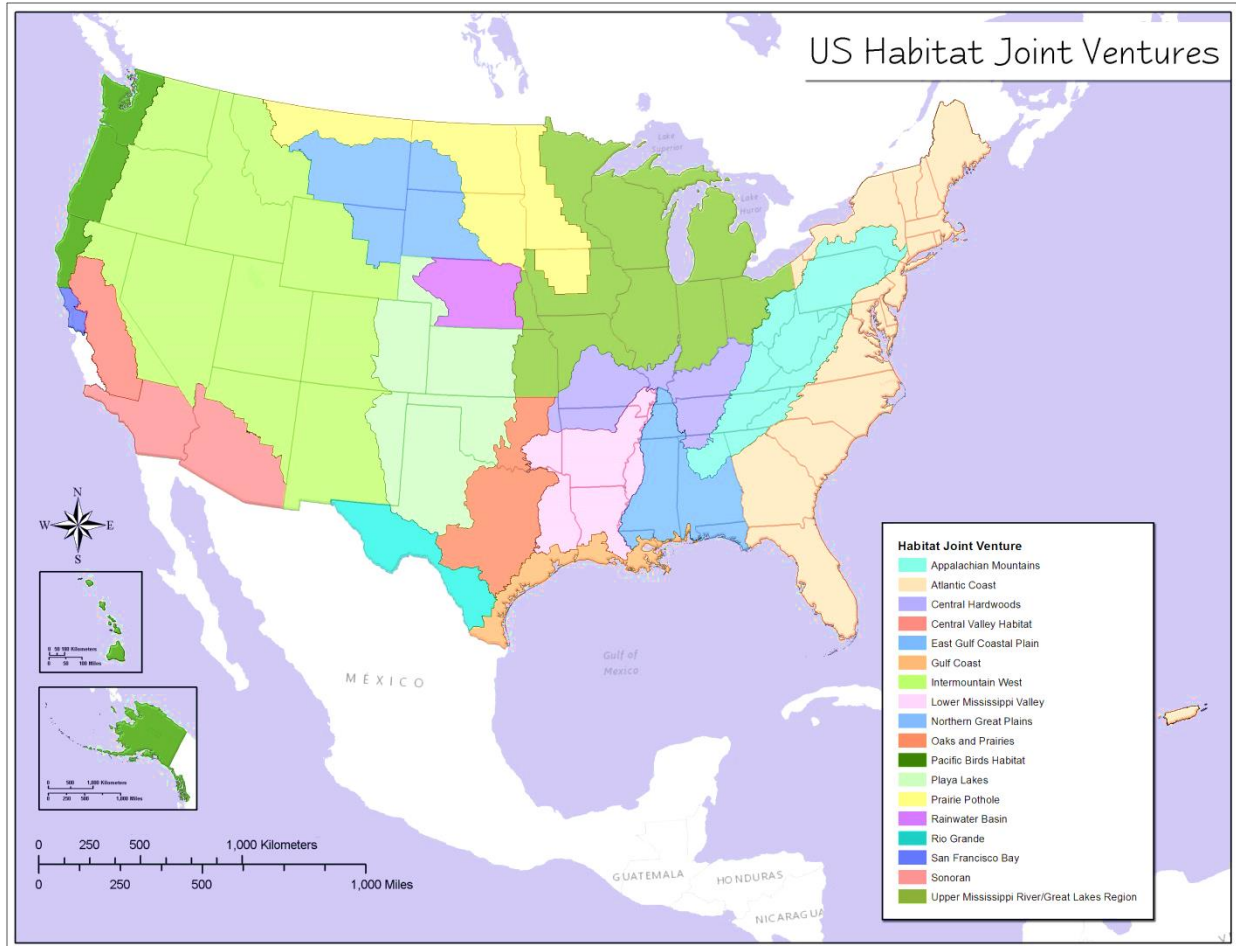
**Program Overview**

The North American Waterfowl Management Plan (Plan) is an international accord signed by the U.S. and Canada in 1986 and, in 1994, by Mexico. It is the foundational bird conservation partnership upon which many others have been modeled. For the past three decades, the Plan has guided efforts to sustain abundant waterfowl and other wetland dependent bird populations across North America through voluntary partnerships driven by sound science. The Plan is updated regularly - most recently in 2018 -adapting strategies and objectives to lessons learned through science, population management, and habitat conservation.

The habitat goals outlined in the Plan, as well as the conservation and management priorities of national and international shorebird, waterbird, and landbird partnership initiatives, are primarily implemented by Migratory Bird Joint Ventures (JVs). These regional, self-directed partnerships include Federal, State, and local governments; corporations; individuals; and non-government conservation groups. Together, they form a network for habitat conservation that benefits waterfowl, other wildlife, and people.

The JVs leverage Federal contributions with non-Federal funds and in-kind contributions, and foster collaboration from local to international scales, thereby improving the effectiveness of conservation.

One of the most significant responsibilities of the JVs is the development of landscape-level bird conservation plans. The JVs utilize science to support the decisions and activities that implement the habitat conservation priorities identified in these plans. These landscape-level plans along with the targeted habitat projects that come from them bring a broad population-based perspective to local conservation delivery. The JVs work closely with their stakeholders/partners in a collaborative manner, incorporating their input to develop and implement these landscape management plans.



**Justification of 2020 Program Changes**

The 2020 budget request for the North American Waterfowl Management Plan is \$13,140,000 and 46 FTE.

**North American Waterfowl Management Plan/Joint Ventures (-\$62,000/0 FTE)** – At the requested 2020 level, the NAWMP/JV program will ensure that all 21 Migratory Bird Joint Ventures receive funding to step-down large landscape-scale plan priorities into effective, locally delivered conservation activities.

**2020 Program Activities and Performance**

- Continue to implement the 2018 Plan update via partners and the JVs to achieve NAWMP waterfowl population, habitat, and human dimension objectives.
- Design and develop habitat strategies that work with landowners and other partners to conserve migratory bird resources across the landscape; and collect and analyze data on Black Duck, Arctic Geese, and Sea Duck species to inform harvest strategies that lead to hunter opportunities.

This page intentionally left blank.



# Law Enforcement





**Activity: Conservation and Enforcement**  
**Subactivity: Law Enforcement**

		2018 Actual	2019 CR Baseline	2020			Change from 2019 (+/-)	
				Fixed Costs (+/-)	Internal Transfers (+/-)	Program Changes (+/-)		Budget Request
Operations (\$000)		75,980	75,980	+256	0	+71	76,307	+327
Equipment Replacement (\$000)		910	910	0	0	0	910	0
<b>Total, Law Enforcement (\$000)</b>		<b>76,890</b>	<b>76,890</b>	<b>+256</b>	<b>0</b>	<b>+71</b>	<b>77,217</b>	<b>+327</b>
<b>FTE</b>		<b>341</b>	<b>341</b>	<b>0</b>	<b>0</b>	<b>0</b>	<b>341</b>	<b>0</b>

**Summary of 2020 Program Changes for Law Enforcement**

Request Component	(\$000)	FTE
• Law Enforcement Operations (Wildlife Trafficking)	+71	0
<b>Program Changes</b>	<b>+71</b>	<b>0</b>

**Program Mission**

The mission of the Office of Law Enforcement (OLE) is to protect wildlife and plant resources through the effective enforcement of Federal laws. By working with Federal, State, Tribal, and foreign enforcement agencies, and other conservation partners, we help recover endangered species, conserve migratory birds, preserve wildlife habitat, safeguard fisheries, combat invasive species, and promote international wildlife conservation.

**Program Overview**

OLE fulfills its mission by facilitating a multi-billion dollar legal wildlife trade, while simultaneously interdicting illegal wildlife and wildlife products and investigating wildlife trafficking crimes. Service special agents, wildlife inspectors, intelligence analysts, forensic scientists, and support staff provide critical work in the fight against wildlife trafficking and the successful prosecution of criminals who break Federal and international wildlife laws.

Transnational criminal organizations are largely responsible for the growing illegal wildlife trade. Addressing the involvement of transnational criminal organizations requires strong and effective law enforcement, both in the U.S. and abroad. OLE works with INTERPOL, the State Department and other agencies to reduce criminal activity involving wildlife worldwide.



A defendant was sentenced to prison for illegally trafficking parts from endangered tigers and African lions. Credit: USFWS

The U.S. remains one of the world's largest markets for legal and illegal wildlife and wildlife products. The Service upholds the Nation's responsibility to facilitate the legal wildlife trade, stop the illegal activity in protected species, provide assistance to improve wildlife enforcement in other countries, detect and deter the illegal import and export of wildlife, and protect our Nation's borders by preventing invasive species and potential diseases from entering the U.S.

Through law enforcement efforts, the Service disrupts criminal networks, apprehends violators, refers wildlife trafficking cases for prosecution, seizes and forfeits property of the crimes, and applies penalties to deter and prevent others from committing such wildlife crimes. Effective enforcement is critical to the Service's conservation mission.

### ***Law Enforcement Investigations***

The Service's investigation of wildlife trafficking disrupts and dismantles highly organized transnational smuggling networks engaged in the illegal wildlife trade around the world. OLE special agents are plainclothes criminal investigators who enforce Federal wildlife laws. Agents investigate crimes by collecting evidence, interviewing witnesses and subjects, conducting surveillance, executing Federal search warrants, making arrests, preparing cases for Federal court, and assisting local, Tribal, State, Federal, and international counterparts with wildlife crime investigations. Agents often work undercover to infiltrate wildlife trafficking syndicates, and other criminal groups, to document violations from the "inside." Covert and complex investigations often are multi-year operations. To provide additional operational and investigative field support, the Service hires and trains new agents.

### ***Inspection and Facilitation of Wildlife Trade***

The Service's trade monitoring activities at U.S. ports provide a front-line defense against massive, global wildlife trafficking, as well as facilitating robust legal wildlife trade. The work of Service wildlife inspectors significantly impacts our Nation's public health, safety, economy, and natural resources. Service wildlife inspectors process declared shipments, intercept wildlife contraband, conduct proactive enforcement operations to interdict smuggled wildlife and wildlife products, ensure the humane transport of live wildlife, and work with special agents to investigate businesses and individuals engaged in wildlife trafficking. Their work also prevents the introduction of invasive species, which if established, would contribute to an estimated \$120 billion in annual economic damage to the U.S. and ecological impacts caused by these damaging species.



A wildlife inspector canine team inspects cargo for illegal wildlife and wildlife products. Credit: USFWS

The Service has strategically placed wildlife inspector canine teams at seven critical ports of entry. Since the program began in 2013, trained canines and wildlife inspectors have enhanced

the interdiction of smuggled plants, wildlife, and wildlife parts and products by being able to examine a greater volume of international cargo and mail. Wildlife inspector canine teams have alerted to and intercepted many illegally transported items. As a result of their work, domestic and international investigations were initiated that led to the arrest and successful criminal prosecutions of wildlife traffickers. In addition, potential diseases and invasive species were prevented from being introduced and spread to the U.S. population, native wildlife, and wildlife habitats, which could have negatively affected U.S. domestic agriculture industries such as fruits, vegetables, wine, poultry, cattle, and swine.

To increase customer service while protecting our Nation's borders from the illegal wildlife trade, the Service will station 11 wildlife inspectors at nine currently unstaffed ports and create four additional wildlife inspector canine teams. The canine teams will be strategically placed to enhance U.S. port coverage.

***International Collaboration and Capacity Building through the International Operations Unit and the Branch of Training and Inspections***

In support of the Eliminate, Neutralize, and Disrupt (END) Wildlife Trafficking Act and President Trump's Executive Order on Enforcing Federal Law with Respect to Transnational Criminal Organizations and Preventing International Trafficking, the International Operations Unit has stationed Service special agent attachés throughout the world in areas that are considered high-risk for wildlife crimes. At present, one attaché is posted at each of the following seven U.S. embassies: Botswana (Gaborone), China (Beijing), Gabon (Libreville), Mexico (Mexico City), Lima (Peru), Tanzania (Dar es Salaam), and Thailand (Bangkok). Service attachés are vital members of "country teams" and participate with partners in broader enforcement working groups. They function on a regional basis to create, maintain, and use government-to-government relationships to combat wildlife crime; and build wildlife crime enforcement capacity. Through the program, the Service is positioned to assist in investigations, as well as provide technical assistance and training to international counterparts. Attachés are the main conduit between our foreign partners and the advanced technical assistance the Service provides. They also coordinate U.S. and other government agencies, and provide support to wildlife enforcement networks throughout their areas of responsibility. To further boost the program's effectiveness and enhance the ability to fight global wildlife trafficking, the Service will increase the number of locations where attachés are stationed to 12 in 2019.

To further build international capacity, OLE's Branch of Training and Inspections (BTI) partnered with the National Association of Conservation Law Enforcement Chiefs and created the International Conservation Chiefs Academy (ICCA). The first cohort of U.S. State conservation law enforcement officers and African officials trained together in 2016. Since then, the ICCA has grown from one cohort per year to two and has expanded the geographic range of attendees to include Africa, Asia, and Central and South America. This in-person training is critical to form global alliances, create collaborative law enforcement initiatives, open the flow of communication, and strengthen law enforcement at a local, State, Federal, and international level.

OLE is also building international capacity through expanding its training programs. For the first time, BTI conducted an Executive Symposium on Wildlife Trafficking at the International Law Enforcement Academy (ILEA). This symposium brought together executive level agency delegates from Africa and Southeast Asia, which developed model law and policy that was taken back in their respective countries for action. Newly created training programs include the Attaché Training Program, the Service's International Affairs Program, additional training programs at ILEAs, and the ICCA will conduct its first alumni event bringing together sub-Saharan Africa attendees from the first cohort to discuss ways to further collaborate and continue the fight against wildlife trafficking on a global scale. These new training missions will focus on wildlife crime scene investigation, crime scene management, seizures, cybercrime, and inspection.

***Wildlife Intelligence Unit***

The Service's Wildlife Intelligence Unit is responsible for the collection and analysis of information on all aspects of wildlife trafficking to support Service investigations, inspections, and smuggling interdiction efforts. Through this unit, Service investigators have access to a multitude of law enforcement tools and resources, which assist them to identify and disrupt wildlife trafficking networks. The unit also coordinates information sharing with other law enforcement agencies in the U.S. and other countries. In addition, it has

established and maintains a broad network of domestic and international contacts with conservation groups, trade associations, and other entities involved in, or concerned with, wildlife trade.

### ***Digital Evidence Recovery and Technical Support Unit***

The Digital Evidence Recovery and Technical Support Unit (DERTSU) is based in Jacksonville, Florida and supports the OLE globally by providing digital evidence seizure and analysis as well as technical surveillance equipment and support. The DERTSU is staffed with experienced senior special agents and digital evidence specialists. The DERTSU's expertise in analyzing seized digital evidence from computers, smart phones, GPS units, and many other types of devices is an important asset for the field agent in furthering their investigative and prosecutorial efforts to combat wildlife trafficking. Digital evidence services include on-scene search warrant operations, lab based data extraction, and detailed investigative analysis. Additionally, the DERTSU equips and trains field agents with the latest technical surveillance technology, to include audio and video surveillance platforms, GPS based trackers, and custom-built solutions to the unique situations faced by our field agents.



A senior special agent conducts a digital evidence analysis in support of a wildlife trafficking investigation. Credit: USFWS

### ***National Fish and Wildlife Forensics Laboratory***

The National Fish and Wildlife Forensics Laboratory (NFWFL) in Ashland, Oregon is vital to Service's efforts to fight wildlife trafficking. It is the world's only full-service, highly accredited, crime laboratory devoted exclusively to supporting wildlife law enforcement investigations.

NFWFL forensic scientists provide the physical evidence analysis, and supporting expert witness testimony, for officials to successfully investigate and prosecute serious violations of wildlife law. These scientists identify the source species of mammal, bird, reptile, fish, plant, and wood parts and products, which is a function needed by Service special agents, wildlife inspectors, and Department of Justice prosecutors. Conclusive evidence of criminal activity in wildlife investigations often hinges on the investigators' and prosecutors' ability to establish flora and fauna parts to the species level, making the NFWFL's capabilities integral to Service enforcement efforts.

Laboratory scientists conduct research to develop new analytical techniques needed in wildlife forensics and build databases to help spot trafficking trends of protected species. To support successful law enforcement operations and criminal prosecutions, they continuously evolve their research and analytical methods to ensure accuracy, and maintain efficiency, throughout the necessary scientific identification process. Identification of evidence items is done by comparing it against known reference specimens. To continue advancing the role as a world leader in wildlife forensic science, the NFWFL is building a center to store, curate, and maintain the collection of reference specimens. Many of the specimens are one-of-a-kind, and this modern day "Noah's Ark" of dead wildlife specimens needs vigilant protection so they endure for the benefit of the American people.

### ***Applicable Laws, Acts, and Orders***

The Service has the statutory mandate and trust responsibility to fulfill its mission derived from the Nation's wildlife and plant protection laws. Brief descriptions of these various laws follow:

- The Lacey Act (18 U.S.C. 42; 16 U.S.C. 3371-3378) prohibits the importation, exportation, transportation, sale, or purchase of fish, wildlife, or plants taken or possessed in violation of Federal, State, Tribal, or foreign laws.
- The Migratory Bird Treaty Act (16 U.S.C. 703-712) makes it unlawful to pursue, hunt, kill, capture, possess, buy, sell, purchase, or barter any migratory bird including their parts and products.
- The Bald and Golden Eagle Protection Act (16 U.S.C. 668-668C) prohibits import, export, or take of bald or golden eagles including their parts and products without permits, and prohibits the sale, purchase, or barter of their parts or products.
- The Endangered Species Act (ESA) (16 U.S.C. 1531-1543) prohibits the importation, exportation, taking, and interstate or foreign commerce of fish, wildlife, and plants that are listed as threatened or endangered species.
  - The Convention on the International Trade in Endangered Species (CITES) is an international treaty to which 183 countries are parties, including the United States. CITES is implemented in the United States under the ESA and provides a set of universal protections and controls involving the international movement of plant and animal species engaged in significant global trade.
- The Migratory Bird Hunting and Conservation Stamp Act (16 U.S.C. 718) requires waterfowl hunters to purchase and possess a valid federal waterfowl hunting stamp before take of migratory waterfowl.
- The Marine Mammal Protection Act (16 U.S.C. 1361-1407) establishes a moratorium on the take and importation of marine mammals, including parts and products.
- The Airborne Hunting Act (16 U.S.C. 742j-1) prohibits taking or harassing wildlife from aircraft.
- The National Refuge System Administration Act (16 U.S.C. 668dd-668ee) provides guidelines for administration and management of all areas in the refuge system.
- The African Elephant Conservation Act (16 U.S.C. 4201-4245) places a moratorium on the importation of raw or worked ivory from African elephant-producing countries that do not meet certain criteria.
- The Wild Bird Conservation Act (16 U.S.C. 4901) limits or prohibits the importation of exotic bird species as necessary to ensure that their populations are not harmed by international trade.
- The Rhinoceros and Tiger Conservation Act (16 U.S.C. 5301-5306) prohibits the import, export, or sale of any product, item, or substance containing, or labeled or advertised as containing, any substance derived from tiger or rhinoceros.
- The Antarctic Conservation Act (16 U.S.C. 2401) makes unlawful for any citizen to take, possess, or sell any native bird or mammal from Antarctica.
- The Archeological Resources Protection Act (16 U.S.C. 470aa) prohibits excavation, removal, damage, or alteration to any archaeological resource located on public or Indian lands without a permit.
- The Indian Arts and Crafts Act of 1990 (P.L. 101-644) is a truth-in-advertising law that prohibits misrepresentation in marketing of Indian arts and crafts products within the United States.
- In conducting investigations of wildlife crimes, the OLE frequently encounters and investigates violations of other Federal laws to include conspiracy, smuggling, money laundering, narcotics, cybercrimes, unlawful possession and trafficking of firearms, mail fraud, tax evasion, wire fraud, corruption, and bribery.
- The Eliminate, Neutralize, and Disrupt (END) Wildlife Trafficking Act (P.L. 114-231) authorizes support for law enforcement training, investigative capacity building, range state conservation programs, and other important tools to protect and sustain wild populations of imperiled species in Latin America, Asia, Africa, and other critical locations.
- The Presidential Executive Order on Enforcing Federal Law with Respect to Transnational Criminal Organizations and Preventing International Trafficking (issued February 9, 2017) strengthens enforcement of federal law in order to thwart transnational criminal organizations and



subsidiary organizations, including criminal gangs, cartels, racketeering organizations, and other groups engaged in illicit activities. This Executive Order specifically lists wildlife trafficking as a targeted transnational crime that presents a threat to public safety and national security.

### **Justification of 2020 Program Changes**

---

The 2020 budget request for the Office of Law Enforcement is \$77,217,000 and 341 FTE.

#### **Law Enforcement Operations (Wildlife Trafficking) (+\$71,000/ +0 FTE)**

Wildlife Trafficking is a major concern of the Service, the Department, and the Administration. With wildlife poaching reaching unprecedented levels worldwide, the request will further support the President's Executive Order on combating wildlife trafficking, and continue implementing the Administration's inter-agency National Strategy for Combating Wildlife Trafficking. Wildlife trafficking has been identified as a threat not only to conservation of species, but to global prosperity and peace. The unprecedented levels of trade in illegal fish, wildlife, and plant products are often intertwined with other major types of criminal activity. Governmental and private sector entities, both inside and outside of the United States, have turned to the Office of Law Enforcement for leadership role in the coordination, guidance and implementation of a workable strategy in combatting this illegal activity.

This request will bolster efforts to establish a permanent commitment to combat and pursue traffickers of natural resources on the internet and high-speed transport. The OLE will continue to build its Intelligence Program capabilities and forge permanent liaisons with the .S. intelligence community along with other federal law enforcement agencies.

#### **2020 Program Activities and Performance**

---

- The program will continue to fully utilize its network of special agent/international attaches and build on past successes in combating global wildlife trafficking. Investigations will continue to prioritize crimes that jeopardize wild populations of protected species nationally and around the world that are being devastated by poaching, black market trafficking, and transnational profiteering.
- The Service will hire 24 new agents in 2020 to continue efforts to address staffing shortfalls due to attrition and mandatory retirements that affect the program's ability to perform its ongoing enforcement work. Federal law enforcement officers and firefighters are subject to mandatory retirement at age 57 if they have 20 years of service.
- The program will continue to strengthen forensic capabilities to address wildlife trafficking and expand the capacity of the Special Investigations Unit so that it can maximize the scope and effectiveness of Service efforts to respond to poaching crisis and shutdown trafficking of elephant ivory. This funding, in concert with implementation of the agent/attaché program, will increase Service investigations involving species that are subject to illegal trade.



# International Affairs





**Activity: Conservation and Enforcement**  
**Subactivity: International Affairs**

		2018 Actual	2019 CR Baseline	2020			Change from 2019 (+/-)	
				Fixed Costs (+/-)	Internal Transfers (+/-)	Program Changes (+/-)		Budget Request
International Conservation	(\$000)	8,290	8,290	+50	0	+381	8,721	+431
International Wildlife Trade	(\$000)	7,526	7,526	+86	0	+290	7,902	+807
<b>Total, International Affairs</b>	<b>(\$000)</b>	<b>15,816</b>	<b>15,816</b>	<b>+136</b>	<b>0</b>	<b>+671</b>	<b>16,623</b>	<b>+807</b>
	<b>FTE</b>	<b>82</b>	<b>82</b>	<b>0</b>	<b>0</b>	<b>+1</b>	<b>83</b>	<b>+1</b>

**Summary of 2020 Program Changes for International Affairs**

Request Component	(\$000)	FTE
• Combating Wildlife Trafficking	+1,084	+1
• International Affairs Activities	+137	0
• Arctic Council Support	-550	0
<b>Program Changes</b>	<b>+671</b>	<b>+1</b>

**Program Mission**

The International Affairs Program leads domestic and international efforts to protect, restore, and enhance the world’s diverse wildlife and their habitats with a focus on species of concern to the American people. The Service works to ensure that wildlife trade is both legal and sustainable to benefit the survival of species and domestic economies through the implementation of the *Convention on International Trade in Endangered Species of Wild Fauna and Flora* (CITES) and domestic wildlife laws.

**Program Elements**

The International Affairs program is comprised of the following program elements:

- **International Conservation** – Species and regional programs provide technical and financial assistance to partners around the globe to conserve high-priority species and habitats.
- **International Wildlife Trade** – This program is responsible for implementing CITES and stricter domestic laws of the United States to ensure international wildlife trade does not threaten the survival of listed animals and plants in the wild.

**Applicable Laws, Acts, and Orders**

The Service has the legal mandate and responsibility to engage in the conservation of wildlife species both within and beyond our borders in the context of several long-standing commitments. These obligations are contained in domestic laws, international treaties, and other multilateral agreements, such as CITES, the *Eliminate, Neutralize, and Disrupt (END) Wildlife Trafficking Act*, the *Canada/Mexico/U.S. Trilateral Committee*, the *Endangered Species Act (ESA)*, the *Lacey Act*, the *Wild Bird Conservation Act*, the *Marine Mammal Protection Act*, the *Western Hemisphere Convention*, the *Migratory Bird Treaty Act*, the

Cartagena Convention and the Protocol Concerning Specially Protected Areas and Wildlife, and the Convention on Wetlands of International Importance (Ramsar Convention).

### Program Overview

The International Affairs Program leads domestic and international efforts to protect, restore, and enhance the world's diverse wildlife and their habitats with a focus on species of international concern. The Service works to ensure wildlife trade results in sustained plant and animal populations and supports livelihoods of people who depend on international trade in wildlife through implementation of CITES and domestic conservation laws. The Service plays a leadership role in the implementation of the National Strategy for Combating Wildlife Trafficking, addressing urgent conservation and global security threats posed by poaching and illegal trade in wildlife. Through technical and financial assistance, the Service works with partners to strengthen enforcement, reduce demand for illegally-traded wildlife, and expand international cooperation and commitment to address the growing threat.



*Pangolins are the most trafficked animals in the world  
Credit: Maria Diekmann*

Elephants, rhinos, tigers, marine turtles, and apes are just a few of the species of foreign origin that captivate the hearts and minds of the American public. Of U.S. citizens traveling abroad in 2017, 32 percent visited a national park or monument, 8 percent camped or hiked, 8 percent went on an environmental or eco-excursion, and 3 percent fished or hunted while in other countries. These visitors choose to spend their free time with wildlife, sharing these experiences with family and friends, and educating their children about conservation. In addition, Americans have purchased more than 41 million Save Vanishing Species stamps to support the international conservation efforts of the Multinational Species Conservation Funds.

The Service works closely with State agencies and Tribes to ensure legal and sustainable wildlife trade. The Service provides technical and financial assistance to strengthen capacity within other countries to address conservation of species that are important to the U.S. economy and have intrinsic value to the American people. The Service works with partners to find innovative solutions to combat the most urgent threats to species survival. This work addresses transnational wildlife trafficking, wildlife disease, habitat loss, illegal and unsustainable trade, and inadequate law enforcement. Through these efforts, the Service's work supports sustainable use and conservation of plants and animals, from helping to establish protected areas and supporting boots on the ground enforcement to leading high-level international trade negotiations.

The Service funds, facilitates, and supports vital efforts to conserve wildlife and high value landscapes that provide economic, geopolitical, and other benefits to the American people. Since 1989, the Service has provided more than 4,200 grants for international conservation totaling nearly \$283 million. The Service has worked with more than 700 partners in developing countries who have contributed almost \$436 million in additional, non-Federal matching support for grant projects, more than doubling the impact of our funding. In 2017 alone, the Service awarded 289 grants, totaling more than \$36 million and matched by nearly \$45 million in non-Federal support.

### Sustainable Use of Wildlife

The United States is one of the world's largest importers and exporters of wildlife and wildlife products, and plays a significant role in the global legal wildlife trade, currently valued in billions of dollars annually. To facilitate legal and sustainable trade and ensure international trade does not threaten the survival of animals and plants in the wild, the Service is responsible for implementation of CITES in the U.S. Each Party to the agreement designates Management and Scientific Authorities to issue permits, make legal and scientific findings, and monitor trade. For the U.S., these authorities reside in the Service's International Affairs Program.



*Paddlefish is the most common species harvested for caviar in the U.S. Credit: Ryan Hagerty/USFWS*

Through implementation of CITES, the Service facilitates more than \$675 million in trade per year. In addition, the Service compiles and maintains trade records for U.S. imports and exports. In conjunction with reports from other CITES Parties, the Service uses this data to monitor trade levels, determine trends over time, and help ensure that plant and animal trade is sustainable. The Service works with importers and exporters of wildlife products to ensure compliance with the law and to facilitate and streamline the permitting process. The Service aims to strike a regulatory balance that minimizes the burden on the public and U.S. companies, while also conserving wildlife for generations to come.

### Native Species Support Local Economies

The international trade in CITES-listed native species such as bobcats and alligators and plants such as cacti and American ginseng, provides livelihoods for rural communities in the U.S. As an example of the value of this trade, from 2013 to 2015 the declared values of U.S. exports of skins from American alligators, bobcats, and river otters totaled more than \$390 million. The Service works to restore trust and be a good neighbor by working directly and closely with State agencies to implement CITES for species of economic importance. Examples of this collaboration include assessing the status of native species impacted by trade, seeking input on CITES permit findings, facilitating participation on U.S. delegations to CITES meetings, and coordinating CITES export programs. Through the CITES Coordination Committee, the Service also works closely with the Association of Fish and Wildlife Agencies (AFWA) to facilitate communication between State wildlife agencies and the Service's CITES Authorities.



*American alligator credit: Sue Slick/Creative Commons*

The recovery of the American alligator, together with the transformation of U.S. industry practices, is a success story that illustrates how conservation and sustainable use can go hand-in-hand. Once hunted to near extinction, the American alligator made a full recovery due to collaboration between the Federal government, State wildlife agencies, and the leather industry. Today, the management program for



American alligators includes a sustainable harvest, supporting industry while also conserving the species. This is a model of collaboration and cooperation that the Service aims to replicate with other native species.

### ***Creating a Responsive and Efficient Permitting Process***

In 2018, the Service received applications from over 5,000 applicants and issued over 40,000 permits to authorize a wide variety of wildlife trade activities. The Service uses the best available biological information to make findings on whether the import or export of CITES-listed species may be detrimental to their survival, or whether the trade will enhance the survival and not jeopardize the continued existence of species listed under the Endangered Species Act. Decisions on whether to issue permits frequently must be made in close consultation with foreign CITES authorities, state wildlife agencies, other Federal agencies, the CITES Secretariat, other relevant experts, and applicants.



*2017 marked the 20<sup>th</sup> anniversary of the passage of the Asian Elephant Conservation Act.  
Credit: Ganesh Raghunathan*

The Service recently increased the number of people dedicated to permit application review and processing to help ensure a responsive and efficient system for the American public and businesses. The Service has also been working to increase the use of electronic applications to facilitate more efficient transfer of data between applicants and the Service. We are developing an electronic permitting system, which requires updating our existing permitting database, the Service-wide Permit Issuance and Tracking System (SPITS). The new e-permitting system, once fully implemented, will further streamline the permitting process by better integrating data submitted electronically into the permit database. It will also allow for the development of “expert” systems that will automate portions of the application review, permit issuance, and reporting.

### **Conserving Priority Species**

#### ***Multinational Species Conservation Fund Species***

The Service has developed a large international network of key projects and trusted implementing partners as a result of its nearly 30-year Congressional mandate to conserve elephants, great apes, rhinos, tigers, and marine turtles; iconic species that a majority of the American public wants to see roam the Earth for hundreds of years to come. Service staff have decades of expertise on wildlife management in the U.S. and in developing countries and are the ideal partners to assist staff in national parks and protected areas overseas in their efforts to conserve species loved by the American people.

### *Species Threatened by Wildlife Trafficking*

Conserving species impacted by wildlife trafficking is vitally important to wildlife, as well as people. Wildlife trafficking is a serious transnational crime that involves the unlawful harvest of and trade in live animals and plants or parts and products derived from them, and threatens conservation, security, economic prosperity, and the rule of law. Organized crime syndicates are well structured, often violent, and capable of moving large volumes of poached wildlife and wildlife products. Combating this illicit trade takes a significant human toll and it is estimated that worldwide, a ranger is killed in the line of duty every three days. The illegal trade is a multi-billion-dollar business that depletes natural resource assets and revenues by driving numerous species of economic value to the brink of extinction. The cross-border smuggling of live wildlife leaves countries at risk to the spread of wildlife-borne diseases and the introduction of invasive species, which, once established, cause \$120 billion in economic impacts annually in the U.S. alone. Invasive species also are at least partially responsible for more than 40 percent of all listings under the ESA. The Service provides technical and financial assistance to counter wildlife trafficking worldwide through several programs. Through CITES, the Service advances global policy that supports legal and sustainable trade and combats illegal trade. Financial and technical assistance from Service programs provide resources



*Rampant poaching has driven ploughshare tortoises to the brink of extinction. Credit: Peter Paul van Dijk*

for on the ground conservation actions for species targeted by the illegal trade and for building capacity of other countries to combat wildlife trafficking.

In FY 2016, the Service launched the Combating Wildlife Trafficking (CWT) grants program to support innovative projects that aim to halt wildlife poaching and trafficking. Through the grants program, the Service is focusing its efforts on species threatened by illegal trade that have not typically received international attention or significant resources. The Service provides an opportunity to develop projects and cutting-edge technologies, which benefit many species at once.

For example, a project based on the island of Sumatra to strengthen law enforcement is intended to conserve Sumatran tigers, the helmeted hornbill, and Malay pangolin, since the same poaching syndicates and “kingpins” are believed to be closely linked with the illegal trade in each of these species. Asiatic black bears, pangolins, sturgeon, saiga antelope, snow leopards, ploughshare tortoises, African grey parrots, flying foxes, and precious timber species such as ebony and rosewood are among the many and varied species that have benefited from the support of the CWT program.

***Wildlife Trafficking: Global Solutions for a Global Problem***

The Service works in a collaborative, whole-of-government approach to combat wildlife trafficking, as outlined in the National Strategy for Combating Wildlife Trafficking and codified by the Eliminate Neutralize and Disrupt (END) Wildlife Trafficking Act and the Executive Order on Enforcing Federal Law with Respect to Transnational Criminal Organizations and Preventing International Trafficking (signed February 2017). To address the serious and urgent threats posed by illegal trade in wildlife, the Strategy outlines three key priorities: strengthening enforcement; reducing demand for illegally traded wildlife; and expanding international cooperation and commitment to combat illegal trade. The Service coordinates and implements the U.S. Government and non-Federal partner efforts to address this growing threat to imperiled species and U.S. economic and security interests.

The Service is investing to strengthen the implementation of CITES, which provides the global framework for legal and sustainable trade, to enhance enforcement of wildlife laws and regulations and to combat wildlife trafficking. Implementation of CITES is complex and highly technical. It requires dedicated and knowledgeable staff to guide political governments to engage in the global dialog and make wise decisions about international trade in wildlife resources. In 2018, the Service supported the completion of coursework of up-and-coming professionals of foreign CITES Authorities in the prestigious Master's Degree Program on the Management and Conservation of Species in Trade: the International Framework (CITES Master's Course) at the Universidad Internacional de Andalucia, in Spain. By supporting self-sufficiency of other Governments to implement CITES, we are not only contributing to wildlife conservation and thwarting illegal wildlife trade, we are also working to level the playing field for U.S. business trading in wildlife by ensuring requirements are being applied comparably among CITES Parties.



*Capture for the pet trade is the most significant threat to wild African grey parrots. Credit: Paul Balfe / Creative Commons license*

***Species of Economic Importance***

In the U.S., wildlife trafficking undercuts legal trade and reduces populations of in-demand domestic species that are of significant economic value, threatening livelihoods for American communities. The Service's coordination of American ginseng conservation exemplifies how the Service works with States and Tribes to ensure sustainable use of America's natural resources. In 2017, the harvest of wild American ginseng roots exceeded 41,000 dried pounds, with most of this ginseng exported to Asia. Harvesters ('diggers'), the first tier in the economic chain for the sale and export of American ginseng, received \$400 to \$500 a pound for dried wild American ginseng roots. Conservative estimates have placed the wholesale value of wild American ginseng roots at roughly \$26.9 million per year. The Service is working with the State and Tribal ginseng program officials in four American ginseng Working Groups (enforcement, biology, regulatory, and outreach) to address issues and challenges associated with a legal and sustainable trade in American ginseng. Each Working Group has identified needed steps to improve the sustainability of wild ginseng. In 2019-2020, in coordination with the States and Tribes, the Service will work to support and implement measures that these Working Groups recommended



### Partnerships to Advance Shared Conservation Goals

Working with others towards shared conservation goals is a theme that runs throughout the Service's



*Nesting leatherback sea turtle in Pongara National Park along Gabon's Atlantic Coast. Credit: Tatiana Hendrix / USFWS.*

international work. Whether it's assisting the Oklahoma Department of Wildlife Conservation to develop a paddlefish sport fishing program that supports conservation; coordinating with Canada and Mexico to manage shared wildlife species; engaging with zoo staff to strategize how captive rhinos and outreach programs in America can contribute to the survival of wild rhinos; or working with JetBlue Airlines to preserve the beauty of the Caribbean, the Service's partnerships increase the impact and reach of our work and establish the Service as a trusted and respected partner in wildlife conservation around the globe.

### *A Strategic, Results-Based Vision for Central Africa*

The Service benefits from nearly three decades of experience working in Central Africa with foreign governments, multi-donor agencies, other U.S. government agencies, NGOs, and civil society. Building on this experience, the Service has established a strategic, results-based vision for wildlife conservation in Central Africa. This vision emphasizes direct action in the field and strengthening individual and institutional capacity, including improved law enforcement. The Service's expertise is critical in the face of the urgent conservation needs of the region. As an example of these pressures, the region has experienced a loss of an estimated two-thirds of its forest elephants due to poaching for ivory and bushmeat.

In partnership with Gabon's National Parks Agency (ANPN), the Service is safeguarding forest elephants, great apes, and other species by protecting the resilience of tropical forests and biodiversity and conserving ecologically important marine ecosystems. In 2017, the Government of Gabon expanded its Marine Protected Area (MPA) network by adding nine new marine parks and 11 new aquatic reserves, making it the largest MPA network in Africa. This would not have been achieved without the Service's support to ANPN's marine initiative *Gabon Bleu*. This support led to an unprecedented transformation of marine management in Gabon, with a focus on reviving fisheries productivity while conserving biodiversity. In working towards an expanded MPA network as part of *Gabon Bleu*, ANPN, in collaboration with the Gabonese Navy and Gabon's national fisheries agency, succeeded in bringing together diverse stakeholders ranging from coastal communities to companies involved in offshore oil production. Controlling large-scale illegal fishing, mainly by foreign trawlers, is a shared interest between conservationists and energy producers. Working together through *Gabon Bleu*, these stakeholders were able to meet biodiversity goals and enable the safe and responsible development of Gabon's energy resources, which exports a majority of its oil output to the U.S.

### ***Conserving the Western Hemisphere's High-biodiversity Value Landscapes***

A stable and secure Western Hemisphere is critical to the safety and economy of the American people. To that aim, the Service provides technical and financial support for conservation efforts in Central and South America that help to support American business and recreation in the region and strengthen rule of law. This work helps to protect shared species that provide important economic benefits for the American people, such as migratory bats that contribute an estimated \$3.7 billion to U.S. agriculture in pest control. Specifically, the Service is supporting projects to conserve five distinct Central American landscapes with high biodiversity value, while promoting regional integration for conservation. In South America, the Service is working with the Government of Peru and other key partners to curb illegal wildlife trade in the Tropical Andes region. For example, this past year the Service provided integral support in the adoption of Peru's first National Wildlife Strategy and will aim to expand this effort to other countries in the region. Working with partners such as the Wildlife Conservation Society and the Governments of Argentina and Chile, the Service is conserving Patagonia's priority landscapes and unique species. Through the "Trilateral Committee," the Service collaborates with the wildlife agencies of Mexico and Canada to implement a joint regional agenda including topics such as monarch butterfly conservation; wildlife law enforcement; CITES implementation; and conservation of shared ecosystems, species of conservation concern, and migratory birds.



*Populations of guanacos, the wild relative of the domesticated llama, have declined in a similar fashion to the bison of the American West.*

*Credit: Richard Ruggiero / USFWS.*

### ***Conserving Latin America and the Caribbean***

A stable and secure Latin America/Caribbean Region is critical to the safety and economy of the American people. In Latin America, the Service supports efforts to reduce threats to key wildlife populations from wildlife trafficking, unsustainable resource use, and human-wildlife conflict.

The Service provides technical and financial support to reduce removal of wildlife and plants (including timber) from natural ecosystems for illegal and/or unsustainable consumption, commercial sale, or trade.

The objectives are:

- Combat poaching, illegal resource extraction, and habitat degradation in high value conservation areas;
- Increase local and national political will and capacity to improve compliance with wildlife and protected area laws;
- Raise public awareness to change behaviors to combat wildlife trafficking and associated illegal wildlife pet trade; and
- Reduce the availability of and markets for wild animals and plants (including timber) illegally and/or unsustainably harvested.

These objectives are achieved by:

- Supporting implementation of wildlife law compliance and enforcement in the region;
- Strengthening the capacity of Latin America governments to address the wildlife crime chain at any critical stage of enforcement in range, transit and consumer countries;

- Assisting indigenous people and rural communities affected by illegal clearing of wildlife habitat, poaching and/or wildlife trafficking activities by strengthening their capacity to monitor and control illegal activities within community managed lands;
- Working with local communities to promote rural stability and greater security for people and wildlife in order to prevent wildlife poaching and trafficking;
- Supporting public outreach campaigns to influence behavior change in recognition of wildlife poaching and trafficking and its negative impacts.

In the Caribbean, in partnership with the United States Agency for International Development, the Service supports three key objectives:

1. Conservation of endangered coastal and marine species and their habitats;
2. Combating illegal trade of wildlife in the Caribbean; and
3. Managing coastal and marine protected areas through institutional capacity building and local community engagement.



*The Service works with counterparts in Russia to conserve walrus. Credit: Joel Garlich Miller/USFWS*

***Decades of Dialogue with China and Russia***

The U.S. has shared conservation interests with countries across Europe and Asia, and the Service has been a conduit for conservation information exchange. The U.S. shares populations of wildlife species that migrate between the U.S. and northeast Asia. The Service partners with those countries to share information and improve wildlife management. For example, the Service maintains a decades-long dialogue with wildlife managers in Russia to ensure that populations of polar bears, walrus, and migratory birds will be maintained for future generations. In China, the Service

encourages improved capacity to manage wetlands and natural areas that provide habitat to rare species of concern to the American people.

***Good for Wildlife, Good for Business***

To engage a broader public, beyond the traditional conservation community, the Service is spearheading private-public partnerships that significantly increase the reach of our messages. Consumers, particularly international travelers, can unknowingly fuel the illegal wildlife trade by purchasing souvenirs or trinkets that are illegal to bring into the U.S. In 2017, JetBlue aired a short in-flight video, produced in partnership with the Service, to inform their customers about responsible travel and shopping practices that help to protect the beauty and wildlife of the Caribbean. JetBlue and the Service furthered this partnership in 2018



*The Caribbean “Be Informed. Buy Informed.” Traveler’s Guide uses photos of confiscated wildlife items, like the sea turtle items pictured here, to educate travelers about items to avoid purchasing. Credit: Sarah Metzger/USFWS*

through a campaign to educate travelers to the Dominican Republic about illegal wildlife products that they may encounter during their trip. In January 2017, the Service, in coordination with the U.S. Wildlife Trafficking Alliance and its members, released a digital toolkit that provides travel and tourism industry

leaders with resources they can use to engage travelers in the fight to stop wildlife trafficking. The toolkit was distributed to members of the Adventure Travel Trade Association (ATTA), American Society for Travel Agents (ASTA), and Cruise Lines International Association (CLIA), which together serve more than 25 million travelers annually.

### **Justification of 2020 Program Changes**

---

The 2020 budget request for International Affairs is \$16,623,000 and 83 FTE.

#### **Combating Wildlife Trafficking (+\$1,084,000 / +1 FTE)**

The recent escalation in poaching of protected species and the corresponding illegal trade poses an urgent threat to conservation and global security. Wildlife trafficking is a multibillion-dollar illegal trade fueled by demand and enabled by corruption, limited legal authorities, insufficient law enforcement capabilities, and weak institutions. Wildlife trafficking generates billions of dollars in illicit revenues each year, contributing to the illegal economy, fueling global instability, and undermining regional security.

The Service provides technical and financial assistance to partners to support innovative projects that address wildlife poaching and trafficking by strengthening enforcement, reducing demand for illegally traded wildlife, and expanding international cooperation and commitment to mitigate this threat. The Service will utilize this funding to support approximately 18 additional projects, a significant investment to protect imperiled species threatened by illicit trade.

#### **International Affairs Activities (+\$137,000 / 0 FTE)**

In contrast to wildlife trafficking, the legal, sustainable trade of wildlife and wildlife products supports local communities, provides important sources of revenue to U.S. businesses, and incentivizes conservation of commercially valuable species and the habitats on which they depend. The International Affairs program oversees the Service's international wildlife trade permitting responsibilities and implements the Convention on International Trade in Endangered Species of Wild Fauna and Flora (CITES) and other Federal wildlife laws that ensure that wildlife trade is legal and sustainable. This request will support efforts to modernize its permitting system, including moving toward fully electronic application submission and permit processing. We will also work with our State wildlife agency partners to ensure that trade in commercially valuable native species is legal and sustainable, such as by implementing recommendations of State/tribal working groups regarding American ginseng management and trade.

#### **Arctic Council Support (-\$550,000 / 0 FTE)**

Funding is not requested or needed to support the U.S. chairmanship of the Arctic Council, which has ended.

### **2020 Program Activities and Performance**

---

- Work with partners around the world to improve the conservation of species of international concern and their habitats through technical and financial assistance programs.
- Expand efforts to combat wildlife trafficking through technical and financial assistance programs that strengthen enforcement, reduce demand for illegally traded wildlife, and expand international cooperation and commitment.
- Support the Service's work to implement CITES and other U.S. wildlife laws in the U.S. and to ensure international wildlife trade does not threaten the survival of animals and plants in the wild. Specifically this subactivity supports:
  - Processing of CITES import and export permits and the permit requirements of other laws, including the Endangered Species Act, Marine Mammal Protection Act, Wild Bird Conservation Act, Lacey Act and Migratory Bird Treaty Act.

- Combating wildlife trafficking through improved CITES implementation, technical and financial assistance and policy implementation.
- Representing the United States' interests at high-level international wildlife trade negotiations at CITES Meetings of the Conference of Parties and Animal, Plant, and Standing Committees.

This page intentionally left blank.

# Fish and Aquatic Conservation







**Activity: Fish and Aquatic Conservation**

		2018 Actual	2019 CR Baseline	2020			Change From 2019 (+/-)	
				Fixed Costs (+/-)	Internal Transfers (+/-)	Program Changes (+/-)		Budget Request
National Fish Hatchery Operations	(\$000)	55,822	55,822	+376	0	+192	56,390	+568
	FTE	323	323	0	0	0	323	0
Maintenance and Equipment	(\$000)	22,920	22,920	+38	0	+2,888	25,846	+2,926
	FTE	67	67	0	0	+8	75	+8
Aquatic Habitat and Species Conservation	(\$000)	85,885	85,885	+735	0	-13,229	73,391	-12,494
	FTE	297	297	0	0	-7	290	-7
<b>Total, Fish and Aquatic Conservation</b>	(\$000)	<b>164,627</b>	<b>164,627</b>	<b>+1,149</b>	<b>0</b>	<b>-10,149</b>	<b>155,627</b>	<b>-9,000</b>
	FTE	<b>687</b>	<b>687</b>	<b>0</b>	<b>0</b>	<b>+1</b>	<b>688</b>	<b>+1</b>

**Summary of 2020 Program Changes for Fish and Aquatic Conservation**

Request Component	(\$000)	FTE
• Annual Maintenance	+2,888	+8
• Hatchery System Operations	+2,067	+8
• Habitat Assessment and Restoration Activities	+89	0
• Chehalis Fisheries Restoration	-268	0
• Aquatic Animal Drug Approval Partnership	-400	0
• Lake Champlain Sea Lamprey	-489	0
• Population Assessment and Cooperative Management Activities	-517	-3
• Asian Carp	-2,566	-2
• Klamath Basin Restoration Agreement	-1,390	-2
• Washington State Mass Marking	-1,475	-8
• Lake Tahoe Restoration Act	-3,088	0
• Delaware River Basin Conservation Act	-5,000	0
<b>Program Changes</b>	<b>-10,149</b>	<b>+1</b>

**Program Mission**

The Fish and Aquatic Conservation program works with partners and the public to manage fish and other aquatic resources for the continuing benefit of the American people. For over 145 years, the Service has fostered outdoor recreational opportunities and provided economic and ecological benefits through the conservation of aquatic species and habitats. Since its inception as the United States Commission on Fish and Fisheries in 1871, the Service’s Fisheries Program has worked collaboratively with Native American Tribes, States, landowners, partners and stakeholders to achieve the goals of healthy, self-sustaining populations of fish and other aquatic species, and the conservation or restoration of their habitats.

---

## Program Elements

---

The Fish and Aquatic Conservation program comprises the following program elements:

- National Fish Hatchery System – propagates healthy, genetically diverse aquatic species to help support wild populations and fulfill Tribal obligations while ensuring access to angling opportunities.
- Maintenance and Equipment – maintains property and equipment, including the repair, rehabilitation, and replacement of constructed assets, for 86 National Fish Hatchery System facilities and a National network of Fish and Wildlife Conservation Offices (Fisheries Offices). The Service’s ability to accomplish its mission and ensure safety of employees and visitors is dependent upon the condition of key assets associated with water delivery, aquatic species propagation, and effluent management.
- Population Assessment and Cooperative Management – Fish & Wildlife Conservation Offices (Fisheries Offices) are the boots on-the-ground fish conservation arm of the Service, where field staff work in close cooperation with Tribal, State, and Federal partners to analyze the status and trends of our Nation’s aquatic resources and proactively manage these complex systems. Due to restructuring of individual facilities, the Service currently maintains a national network of 51 Fisheries Offices.
- Habitat Assessment and Restoration – coordinated through a nationwide network of Fisheries Offices—works to improve riparian and water habitats for aquatic species, utilizing programs such as the National Fish Passage Program and the National Fish Habitat Partnership.
- Aquatic Invasive Species - prevents the introduction and reduces the spread of invasive species, which is a primary threat to the Nation’s natural resources and economy. This is accomplished through leadership of the Aquatic Nuisance Species Task Force, injurious wildlife listings, risk assessments, and voluntary efforts with industry, States, Tribes, and other stakeholders to educate and engage the public.

---

## Economic Benefits

---

The economic value of fisheries conservation is substantial and well documented. The Service’s 2016 National Survey of Fishing, Hunting and Wildlife-Associated Recreation<sup>1</sup> reported that 35.8 million Americans went fishing that year. They took 383 million fishing trips, spent a total of 459 million days fishing, and expended \$46.1 billion for the fishing trips and to purchase equipment and other supplies. Fishing and other aquatic-based recreational opportunities are also multi-cultural, multi-generational experiences that bring substantial economic returns to local communities, increase jobs, and lead to improved quality of life for the American people.

---

## Applicable Laws, Acts, and Orders

---

The Service’s Fish and Aquatic Conservation program is authorized by a wide range of statutes, treaties, compacts, court orders, mitigation agreements, and cooperative agreements.

- *The Fish and Wildlife Act* (16 U.S.C. 742a-742j)—establishes a comprehensive national fish and wildlife policy and authorizes the Secretary to take steps required for the development, management, advancement, conservation, and protection of fisheries and wildlife resources through research, acquisition of refuge lands, development of existing facilities, and other means.
- *The Fish and Wildlife Coordination Act* (16 U.S.C. 661-666(e))—directs the Service to investigate and report on proposed Federal actions that affect any stream or other body of water and to provide recommendations to minimize impacts on fish and wildlife resources.
- *The Endangered Species Act* (ESA) (16 U.S.C. 1531-1544)—prohibits the import, export, or taking of fish and wildlife and plants that are listed as threatened or endangered species; provides for adding species to and removing them from the list of threatened and endangered species, and for preparing and implementing plans for their recovery.

---

<sup>1</sup> [https://wsfrprograms.fws.gov/subpages/nationalsurvey/national\\_survey.htm](https://wsfrprograms.fws.gov/subpages/nationalsurvey/national_survey.htm)

- *The Mitchell Act* (16 U.S.C. 755-757)—authorizes the Secretary of the Interior to carry on activities for conservation of fishery resources in the Columbia River Basin.
- *The Colorado River Storage Project Act* (43 U.S.C. 620)—provides that facilities will be built and operated to mitigate losses of, and improve conditions for, fish and wildlife in connection with the Colorado River Storage Project.
- *The Sikes Act* (16 U.S.C. 670a-670o)—authorizes the Secretary of the Interior to cooperate with the Department of Defense, Department of Energy, National Aeronautics and Space Administration, Bureau of Land Management, and State agencies in planning, developing, maintaining and rehabilitating Federal lands for the benefit of fish and wildlife resources and their habitat.
- *The Nonindigenous Aquatic Nuisance Species Prevention and Control Act*, as amended by the *National Invasive Species Act*, (NISA, 16 U.S.C. 4701 et seq.)—authorizes the Service to develop and implement a program to prevent and control infestations of zebra mussels and other nonindigenous aquatic invasive species in waters of the United States.
- *The Lacey Act Amendment*, (18 U.S.C. 42; 16 U.S.C. 3371-3378)—provides that the Secretary designate injurious wildlife and ensure the humane treatment of wildlife shipped to the United States.

**Activity: Fish and Aquatic Conservation**

**Subactivity: National Fish Hatchery System Operations**

		2018 Actual	2019 CR Baseline	2020			Change From 2019 (+/-)	
				Fixed Costs (+/-)	Internal Transfers (+/-)	Program Changes (+/-)		Budget Request
National Fish Hatchery Operations	(\$000)	55,822	55,822	+376	0	+192	56,390	+568
	FTE	323	323	0	0	0	323	0

**Summary of 2020 Program Changes for National Fish Hatchery System Operations**

Request Component	(\$000)	FTE
• Hatchery System Operations Activities	+2,067	+8
• Aquatic Animal Drug Approval Partnership	-400	0
• Washington State Mass Marking	-1,475	-8
<b>Program Changes</b>	<b>+192</b>	<b>+0</b>

**Program Overview**

The National Fish Hatchery System (NFHS) consists of 70 National Fish Hatcheries, one historic National Fish Hatchery, eight Fish Health Centers, seven Fish Technology Centers, and the Aquatic Animal Drug Approval Partnership Program. The NFHS operates facilities across the Country under the authority of numerous treaties and consent decrees, statutes, and recovery and restoration plans.

Hatcheries propagate fish to bolster or re-establish self-sustaining populations in the wild, to fulfill Tribal responsibilities, and to mitigate impacts to fish populations associated with Federal water projects. In 2018, 65 fish species and 30 other aquatic species (amphibians, mollusks, plants, and reptiles) were propagated and distributed from Service hatcheries. These facilities also provided refugia for 31 listed species facing catastrophic events such as wildfires, droughts, or floods. Hatcheries implemented 423 recovery actions in approved Recovery Plans and Biological Opinions, benefitting 72 federally-listed species. In addition, to help preclude further ESA listings, NFHS facilities implemented over 1,541 tasks, benefitting at least 66 non-listed species, in Fisheries Management Plans and other agreements.

**Fish Technology Centers**

Fish Technology Centers (FTCs) provide the scientific foundation for recovery and restoration programs and enable fisheries professionals to more effectively carry out their work. The seven FTCs conduct practical research in animal culture biology, genetics, ecological physiology, nutrition, biometrics and modeling, and cryopreservation for application in aquatic resource management. The knowledge gained through FTC studies informs conservation and benefits the aquaculture industry and other fish propagation efforts. Service FTCs have published over 1,000 papers in peer-reviewed journals over the last 30 years, including 42 papers in 2018. These publications cover a broad range of topics, which have an impact well beyond the Service.

**Fish Health Centers**

Aquatic animal health biologists operating at eight Fish Health Centers (FHCs) detect, monitor, and mitigate disease-causing pathogens that threaten aquatic species. Their findings inform decisions that improve the health of captive fishes at both Federal and partner hatcheries and of fish populations in the wild. Fish health professionals also investigate emerging health issues, such as invasive species that can be vectors for disease, to help prevent the introduction or spread of dangerous aquatic pathogens.

**Aquatic Animal Health**

The Aquatic Animal Drug Approval Partnership (AADAP) program works with other Federal agencies, along with State and industry partners, to obtain U.S. Food and Drug Administration approval of safe and effective new drugs needed for aquaculture and fisheries management. In addition to Federal appropriations, the program receives financial support generated by the National Investigational New Animal Drug (INAD) Program. The INAD Program provides fishery managers and aquaculture facilities across the country with legal access to experimental fish medications for which AADAP is pursuing FDA approval. In addition to Service programs, over 200 non-Service facilities in 45 States receive direct benefits through participation in this unique program.

**Mitigation**

The Service conducts mitigation programs under the broad authorities of the *Fish and Wildlife Act of 1956*, the *Fish and Wildlife Coordination Act*, as well as authorities for specific Federal water development projects. The Service supplies fish for Federal agencies to mitigate the impacts of Federal water development projects on fisheries that are important for recreation and for Tribal sustenance. These propagation programs are funded by the water development agencies and conducted at Service hatcheries. Mitigation propagation programs are operated on a user-pay basis and are dependent on outside funding to fully reimburse the Service for its costs. The National Fish Hatchery System conducts mitigation fish production for the U.S. Army Corps of Engineers, Tennessee Valley Authority, Bureau of Reclamation, National Marine Fisheries Service and the Bonneville Power Administration.

**Recreation and Education**

The NFHS also provides opportunities for the public to visit and learn more about fish propagation and conservation as well as to take advantage of recreational activities on hatchery grounds. The Service's work to propagate and conserve fish and their habitats contributes annually to the enjoyment of tens of millions of recreational anglers.

**Justification of 2020 Program Changes**

---

The 2020 budget request for National Fish Hatcheries Operations is \$56,390,000 and 323 FTE.

**Hatchery Operations Activities (+\$2,067,000/+8 FTE)**

Hatchery Operations activities support a network of highly skilled biologists in our National Fish Hatchery System that work with States, Tribes, industry, non-government organizations, and private citizens to enhance recreational fishing opportunities, fulfill our Tribal trust responsibilities, and conserve and restore aquatic species. This request will focus on propagating fish and other aquatic species to sustain wild populations, carry out Tribal obligations, and increase fishing opportunities. In addition, these funds will allow the Service to significantly expand public angling, outreach, and education activities throughout the NFHS.

**Animal Drug Approval Partnership (-\$400,000/ +0 FTE)**

At the requested level the Aquatic Animal Drug Approval Partnership will continue to work with other Federal agencies, along with State and industry partners, to obtain U.S. Food and Drug Administration approval of safe and effective new drugs needed for aquaculture and fisheries management.

**Washington State Mass Marking (-\$1,475,000/ -8 FTE)**

No funding is requested for this program in order to support higher priorities.

## 2020 Program Activities and Performance

- The program will support work to propagate healthy, genetically diverse aquatic species to help sustain wild populations and fulfill Tribal obligations while ensuring continued access to quality angling opportunities.
- The program will continue to implement Secretarial Order 3347 - *Conservation Stewardship and Outdoor Recreation* and Secretarial Order 3356 - *Hunting, Fishing, Recreational Shooting, and Wildlife Conservation Opportunities and Coordination with States, Tribes, and Territories* by providing more educational opportunities, expanding annual events, and recruiting more anglers.



### Let's Go Fishing and Catch the Fun!

The Service is working in partnership with State fish and wildlife agencies, non-governmental organizations, and other stakeholders to bring the fun of fishing to anglers of all ages. In 2018, nearly 1.3 million people, individually and through over 1,000 fishing and educational events, visited National Fish Hatcheries and other Service FAC facilities to fish, picnic, or learn about the Nation's fisheries resources. To increase fishing opportunities on all public lands, the Service has joined the Recreational Boating and Fishing Foundation (RBFF) in placing a "widget" on RBFF and Service websites that connects web-page visitors to fishing license and boating registration outlets in all 50 States. To continue to implement Secretarial Orders 3347 (Conservation Stewardship and Outdoor Recreation) and 3356 (Hunting, Fishing, Recreational Shooting, and Wildlife Conservation Opportunities and Coordination with States, Tribes, and Territories) the Service's goal for FY 2019 is to help more and more people to go fishing and "Catch the Fun!" This initiative will include new, improved fishing opportunities on Service-managed waters that are supported by outreach and educational tools to help beginners and experienced anglers. To find out more, visit: <https://www.fws.gov/fisheries/fishing.html>

**Activity: Fish and Aquatic Conservation**  
**Subactivity: Maintenance and Equipment**

		2018 Actual	2019 CR Baseline	2020			Change From 2019 (+/-)	
				Fixed Costs (+/-)	Internal Transfers (+/-)	Program Changes (+/-)		Budget Request
National Fish Hatchery Maintenance and Equipment	(\$000)	22,402	22,402	+38	0	+2,888	25,328	+2,926
	FTE	67	67	0	0	+8	75	+8
FWCO Maintenance and Equipment	(\$000)	518	518	0	0	0	518	0
	FTE	0	0	0	0	0	0	0
<b>Total, Maintenance and Equipment</b>	<b>(\$000)</b>	<b>22,920</b>	<b>22,920</b>	<b>+38</b>	<b>0</b>	<b>+2,888</b>	<b>25,846</b>	<b>+2,926</b>
	<b>FTE</b>	<b>67</b>	<b>67</b>	<b>0</b>	<b>0</b>	<b>+8</b>	<b>75</b>	<b>+8</b>

**Summary of 2020 Program Changes for Maintenance and Equipment**

Request Component	(\$000)	FTE
• Annual Maintenance	+2,888	+8
<b>Program Changes</b>	<b>+2,888</b>	<b>+8</b>

**Program Overview**

Hatcheries produce fish and other aquatic species to meet management needs and provide public access to hatchery facilities for recreation and education. Properly functioning infrastructure is essential to fish production and to the safety of Service employees and visitors. Hatcheries employ tanks, ponds, and raceways for propagation and boats and trucks for transport. The propagation process requires a consistent, well oxygenated water supply that is heated or cooled to the correct temperature. Hatchery assets, such as water wells, pumps, pipelines, and heating/cooling equipment must be well-maintained to prevent mortality and meet production goals. Similarly, public access areas must be maintained to provide safe recreational use. A proactive asset management system helps to ensure safe, efficient, and successful hatchery operations.

**National Fish Hatchery System Maintenance and Equipment**

Maintenance and equipment funding provides maintenance and upkeep for the NFHS and enables the program to carry out the mission of the Service and ensure the safety of employees and visitors. The Service’s ability to accomplish its mission is largely determined by the condition of key assets associated with water delivery, aquatic species culture, and effluent management. Although the reliability of these assets is especially important with respect to threatened and endangered species, three-fourths of the NFHS’ \$2.8 billion of real property assets are mission-critical water management assets.

In alignment with the Acting Secretary’s initiative to modernize our infrastructure, the Service has developed asset performance measures and a strategy to ensure effective operations and service delivery. The Department measures real property asset conditions using a Facility Condition Index (FCI), a ratio of repair cost to replacement cost. A rigorous condition assessment process ensures that repair needs are determined objectively and associated costs are appropriately estimated, using industry standards. The Service’s Asset Management Plan and Regional Asset Business Plans are used to manage assets, address repair needs, and dispose of assets that are low in priority or excess to the Government’s needs.



Annual maintenance funds ensure timely upkeep of NFHS real property and equipment. These funds are used for salaries of our maintenance staff, to purchase maintenance-related supplies, and to replace small equipment costing less than \$5,000. Deferred maintenance funds are directed at the repair, rehabilitation, or replacement of constructed assets within the NFHS. The Service has identified \$194 million in current deferred maintenance needs for the NFHS. The NFHS equipment funds pay for maintenance, repair, and replacement of equipment. Fisheries Office maintenance and equipment funds are used to purchase and maintain over \$34 million in assets such as boats, vehicles, and specialized fisheries equipment.

### Justification of 2020 Program Changes

The 2020 budget request for Maintenance and Equipment is \$25,846,000 and 75 FTE.


#### Annual Maintenance (+\$2,888,000/ +8 FTE)

This request will ensure the health and safety of employees and visitors while allowing the Service to maintain complex water system capabilities for production of fish. These funds will enable the Service to significantly improve the condition of critical NFHS assets nationwide that now comprise over \$194 million in backlog for deferred maintenance needs.

#### 2020 Program Activities and Performance

- The program will support maintenance of property and equipment, including the repair, rehabilitation, and replacement of constructed assets, for 86 NFHS facilities and 51 Fisheries Offices. The Service's ability to accomplish its mission and ensure safety of employees and visitors is dependent upon the condition of key assets associated with water delivery, aquatic species culture, and effluent management.

**Service Asset & Maintenance Management System**



Under the auspices of the *Occupational Safety and Health Act* and DOI standards, the Service developed an Asset Management Plan that guides management of the NFHS's \$2.8 billion in essential real and personal property inventories, including systematic and objective tracking, evaluation, reporting of asset condition, and prioritization of asset management. Using the Service Asset Maintenance Management System (SAMMS), an integrated web-based information system, the Service standardizes asset management, corroborates deferred maintenance needs with objective condition assessment data, identifies short- and long-term maintenance needs, and analyzes annual operating and maintenance expenditures.



**Activity: Fish and Aquatic Conservation**  
**Subactivity: Aquatic Habitat and Species Conservation**

		2018 Actual	2019 CR Baseline	2020				Change From 2019 (+/-)
				Fixed Costs (+/-)	Internal Transfers (+/-)	Program Changes (+/-)	Budget Request	
Habitat Assessment and Restoration	(\$000)	33,987	33,987	+85	0	-6,569	27,503	-6,484
	FTE	95	95	0	0	-2	93	-2
Population Assessment and Cooperative Management	(\$000)	30,150	30,150	+597	0	-1,006	29,741	-409
	FTE	137	137	0	0	-3	134	-3
Aquatic Invasive Species	(\$000)	21,748	21,748	+53	0	-5,654	16,147	-5,601
	FTE	65	65	0	0	-2	63	-2
<b>Total, Aquatic Habitat &amp; Species Conservation</b>	<b>(\$000)</b>	<b>85,885</b>	<b>85,885</b>	<b>+735</b>	<b>0</b>	<b>-13,229</b>	<b>73,391</b>	<b>-12,494</b>
	<b>FTE</b>	<b>297</b>	<b>297</b>	<b>0</b>	<b>0</b>	<b>-7</b>	<b>290</b>	<b>-7</b>

**Summary of 2020 Program Changes for Aquatic Habitat and Species Conservation**

Request Component	(\$000)	FTE
• Habitat Assessment and Restoration Activities	+89	0
• Chehalis Fisheries Restoration	-268	0
• Lake Champlain Sea Lamprey	-489	0
• Population Assessment and Cooperative Management Activities	-517	-3
• Asian Carp	-566	-2
• Klamath Basin Restoration Agreement	-1,390	-2
• Asian Carp Contract Fishing	-2,000	0
• Lake Tahoe Restoration	-3,088	0
• Delaware River Basin Conservation	-5,000	0
<b>Program Changes</b>	<b>-13,229</b>	<b>-7</b>

**Program Overview**

The Fisheries Offices are strategically located across the Nation and play an important role in implementing the Service’s fisheries and aquatic resource programs. These field offices work with a broad range of partners and utilize non-regulatory conservation tools to protect, enhance, and restore aquatic resources. Fisheries Offices are under increasing demands for their services, because they provide important technical and biological information to partners on the condition of the habitat and populations of fish and other species. This information is used to inform decisions under the ESA and for determining frameworks for management of recreational fisheries. It also informs resource management decisions that lead to on-the-ground conservation actions conducted by Fisheries Offices in collaboration with private landowners, non-profit organizations and local, State, and Federal agencies. Additionally, Fisheries Office staff work closely with Tribal nations to fulfill trust responsibilities associated with fisheries and aquatic resources. The work of Fisheries Offices is essential to the understanding and collaborative management of anadromous and other migratory and inter-jurisdictional species, such as Pacific salmon, Striped bass, Lake trout, and American shad.

**Habitat Assessment and Restoration Program Overview**

This program funds habitat restoration for aquatic organisms through initiatives such as the National Fish Habitat Action Plan (Action Plan) and the National Fish Passage Program. Utilizing its National network of Fisheries Offices, the Service organizes projects with partners, provides technical expertise, enlists voluntary efforts of landowners and local communities, and delivers cost-shared resources to complete habitat conservation projects. This work improves environmental conditions and restores ecological connectivity to strengthen the resiliency of our Nation's aquatic resources.

The Action Plan is supported by 20 Fish Habitat Partnerships (Partnerships) that are geographically located across the Nation. These Partnerships marshal funds, knowledge, and other resources for conservation projects that enlist landowners, fishing clubs, school groups, and businesses to restore stream banks, plant vegetation, renovate oyster reefs, and otherwise improve fish habitat. In addition to restoring aquatic connectivity by removing or bypassing barriers that prevent fish from accessing vital habitat, the National Fish Passage Program's infrastructure investments help protect local communities from flooding.

**Population Assessment and Cooperative Management Program Overview**

Fishery Offices focus on management, restoration, inventory and monitoring to maintain self-sustaining, healthy, and diverse populations of fish and other aquatic species. The Service's Fisheries Offices evaluate the causes of species decline, determine the limiting factors for aquatic populations, and implement actions to restore those populations across habitat types and jurisdictional boundaries.

The Service works with partners to develop and implement resource management plans for Federal trust species on Federal, State, and local lands and waters. Service biologists collect and evaluate population data and develop models to estimate population trends and inform management actions such as harvest limits. Restoration activities on large, connected natural areas and the monitoring and assessment of the Service's propagation programs provide an important component in developing and maintaining self-sustaining aquatic populations.

As part of the Service's trust responsibilities, Fisheries Offices work with tribal resource agencies to manage fish and wildlife on 56 million acres of Tribal trust lands and 44 million acres of Alaska Native lands. The Service also works closely with the Department of Defense and the military services, stewards of millions of acres of land, to protect and enhance natural areas on military installations.

**Aquatic Invasive Species Overview**

The negative impacts of invasive species are second only to habitat destruction among causal factors in the decline of fish, wildlife, and habitat in the United States. Nearly half of the imperiled species in the United States are threatened by invasive species.<sup>2</sup> Species such as Asian carp, quagga mussel, giant salvinia, lionfish, and brown tree snake cause tens of billions of dollars of economic and ecological impacts each year in diminished fish and wildlife resources, recreational opportunities, agricultural productivity, personal property values, human health and safety, and public utility capacity.

The Service works to prevent or reduce the introduction and spread of invasive species through its leadership of the Aquatic Nuisance Species Task Force (ANS Task Force). The ANS Task Force, which the Service co-chairs with NOAA, provides a national forum for collaborative discussion and decision making. The Service supports the funding and implementation of 44 State/Interstate Aquatic Nuisance Species Management Plans that address State and Tribal priorities through cost-sharing and technical assistance. Relying on these funds, State aquatic invasive species programs coordinate with their partners to prevent the introduction and spread of unwanted organisms and have planned, directed, and

---

<sup>2</sup> Wilcove, D.W., Rothstein, D., Bubow, J., Phillips, A., Losos, E., 1998. Quantifying threats to imperiled species in the United States. *Bioscience* 48(8): 607-615.

accomplished significant regional and landscape-level invasive species prevention and management resource outcomes. The ANS Task Force has also approved nine national species control and management plans.

Quagga and zebra mussels cause an estimated \$500 million annually in economic burden to utilities and industry in the Great Lakes. Should invasive mussels become established in the Columbia River Basin, they will have a similar impact on consumer electric rates and irrigated agriculture. The Aquatic Invasive Species program continues to target quagga and zebra mussels and Asian carp as high-priority species, leveraging prevention, containment, and outreach resources among partners. The spread of Asian carp toward the Great Lakes is one of the most acute threats facing this key natural resource and its \$7 billion sport and recreational fishery. The Service plays a key role in coordinating across Federal, State, and local agencies to control the spread of these species.

### **Justification of 2020 Program Changes**

---

The 2020 budget request for Aquatic Habitat and Species Conservation is \$73,391,000 and 290 FTE.

#### **Habitat Assessment and Restoration Activities (+\$89,000/ +0 FTE)**

Habitat Assessment and Restoration Activities provides the operational support for the Habitat Assessment and Restoration program, providing funding for our national network of Fisheries Offices that deliver on-the-ground fish and aquatic species conservation. These funds will allow the Service to continue a broad range of habitat assessment and restoration initiatives, such as fish population surveys and stream restoration, for which costs have increased.

#### **Chehalis Fisheries Restoration (-\$268,000/ +0 FTE)**

The budget does not request funding in order to address other priorities.

#### **Lake Champlain Sea Lamprey (-\$489,000/ +0 FTE)**

The Service does not request funding in order to address other priorities.

#### **Population and Assessment and Cooperative Management Activities (-\$517,000/ -3 FTE)**

Funding at the requested level will provide for field staff, who work in close cooperation with Tribal, State, and Federal partners, to analyze the status and trends of aquatic resources and manage these complex systems.

#### **Asian Carp (-\$2,566,000/ -2 FTE)**

Funding at the requested level will be used to continue the implementation of the *Management and Control Plan for Bighead, Black, Grass, and Silver Carps in the United States* and the associated collaborative multi-State Asian Carp Control Strategy Frameworks. The Service, along with our State and Federal partners, have been working to detect and track the leading edges of the Asian carp invasion in the Illinois, Ohio, and Upper Mississippi Rivers, and to develop and implement technologies to deter upstream movement and control populations. No funding is requested for contract fishing in order to support other priorities.

#### **Klamath Basin Restoration Agreement (-\$1,390,000/ -2 FTE)**

Funding at the requested level will allow staff to continue to support habitat work for salmon, steelhead and other native fish in the Klamath Basin.

#### **Lake Tahoe Restoration (-3,088,000/ +0 FTE)**

The budget does not request funding in order to address other priorities.

#### **Delaware River Conservation (-\$5,000,000/ +0 FTE)**

The budget does not request funding in order to address other priorities.

**2020 Program Activities and Performance**

---

The program will:

- Utilize partnership programs such as the National Fish Passage Program and the National Fish Habitat Partnership to implement numerous local fish habitat restoration projects to improve riparian and aquatic habitats.
- Work with partners to inventory, monitor, manage and restore fish and other aquatic species to maintain self-sustaining, healthy and diverse populations.
- Work to prevent the introduction and reduce the spread of invasive species; a primary threat to the Nation's natural resources, infrastructure, and economy. The program continues to target quagga and zebra mussels and Asian carp as high-priority species, leveraging containment, prevention, and outreach resources among partners.

# Cooperative Landscape Conservation





**Activity: Cooperative Landscape Conservation**

		2018 Actual	2019 CR Baseline	2020			Budget Request	Change from 2019 (+/-)
				Fixed Costs (+/-)	Internal Transfers (+/-)	Program Changes (+/-)		
Cooperative Landscape Conservation	(\$000)	12,988	12,988	0	0	-12,988	0	-12,988
	FTE	50	50	0	0	-50	0	-50

**Summary of 2020 Program Changes for Cooperative Landscape Conservation**

Request Component	(\$000)	FTE
Landscape Conservation Cooperatives	-12,988	-50
<b>Program Changes</b>	<b>-12,988</b>	<b>-50</b>

**Program Mission**

The Cooperative Landscape Conservation program works with States to deliver conservation on a landscape scale and build collaborative approaches to conservation through coalitions with States and other partners.

**Applicable Laws, Acts, and Orders**

- *Fish and Wildlife Act*, (16 U.S.C 742(a)-754)—establishes a comprehensive national fish and wildlife policy and authorizes the Secretary to take steps required for the development, management, advancement, conservation, and protection of fisheries resources and wildlife resources through research, acquisition of refuge lands, development of existing facilities, and other means.

**Justification of 2020 Program Changes**

**Landscape Conservation Cooperatives (-\$12,988,000/-50 FTE)**

The budget does not request funding for the Landscape Conservation Cooperatives program. Service programs will continue to coordinate with State resource management agencies and other partners.

This page intentionally left blank.



# Science Support





**Activity: Science Support**

		2018 Actual	2019 CR Baseline	2020			Budget Request	Change from 2019 (+/-)
				Fixed Costs (+/-)	Internal Transfers (+/-)	Program Changes (+/-)		
Adaptive Science	(\$000)	10,517	10,517	0	0	-10,517	0	-10,517
	FTE	9	9	0	0	-19	0	-19
Service Science	(\$000)	6,750	6,750	0	0	-6,750	0	-6,750
	FTE	17	17	0	0	-14	0	-14
<b>Total, Science Support</b>	<b>(\$000)</b>	<b>-17,267</b>	<b>-17,267</b>	<b>0</b>	<b>0</b>	<b>-17,267</b>	<b>0</b>	<b>-17,267</b>
	<b>FTE</b>	<b>33</b>	<b>33</b>	<b>0</b>	<b>0</b>	<b>-33</b>	<b>0</b>	<b>-33</b>

**Summary of 2020 Program Changes for Science Support**

Request Component	(\$000)	FTE
• Adaptive Science	-10,517	-19
• Service Science Activities	-6,750	-14
<b>Program Changes</b>	<b>-17,627</b>	<b>-33</b>

**Program Mission**

The Service is committed to science. All Service programs have a part to play in improving the use of science in conservation and management, including the generation, sharing, and application of scientific processes and products. The Service’s operational programs including Ecological Services, Refuges, Fisheries, and Migratory Birds devote considerable resources to the practical application of science every day. These programs also leverage resources with other entities on shared science partnership priorities. Nationally, regionally, and locally, Science Support staff work directly with Service biologists, project leaders, and others to form strategic and issue-oriented networks to answer management-oriented questions.

The Service's goal for its science activities is to strengthen the agency's tradition of scientific excellence in the conservation of fish, wildlife, plants, and their habitat. This is accomplished by:

- Sustaining its capacities to acquire, apply, and communicate scientific information;
- Promoting scientific integrity and active involvement of the Service and its employees in the larger scientific community; and
- Encouraging strengthened partnerships between the Service and other scientific organizations, while working with Cooperative Research Units whenever possible.

**Applicable Laws, Acts, and Orders**

- **Fish and Wildlife Act**, (16 U.S.C 742(a)-754)—Establishes a comprehensive national fish and wildlife policy and authorizes the Secretary to take steps required for the development, management, advancement, conservation, and protection of fisheries resources and wildlife

resources through research, acquisition of refuge lands, development of existing facilities, and other means.

### **Justification of 2020 Program Changes**

---

#### **Adaptive Science (-\$10,517,000/-19 FTE)**

The budget does not request funding for this activity. Future science needs will be addressed by each Service program.

#### **Service Science (-\$6,750,000/-14 FTE)**

Future science needs will be addressed by each Service program. The budget does not request funding for this activity.

# General Operations





**Activity: General Operations**

		Proposed Structure		2020				Change from 2019 (+/-)
				Fixed Costs (+/-)	Internal Transfers (+/-)	Program Changes (+/-)	Budget Request	
		2018 Actual	2019 CR Baseline					
Central Office (\$000)		31,257	31,257	0	-9,613	+160	21,804	-9,453
Operations FTE		262	262	0	-42	0	220	-42
Management and Administration (\$000)		40,866	40,866	0	+9,613	+4,387	54,866	+14,000
FTE		403	403	0	42	0	445	42
Service-wide Bill Paying (\$000)		35,781	35,781	-174	0	+163	35,770	-11
FTE		23	23	0	0	0	23	0
National Fish and Wildlife Foundation (\$000)		7,022	7,022	0	0	-22	7,000	-22
FTE		0	0	0	0	0	0	0
National Conservation Training Center (\$000)		28,903	28,903	114	0	-7,591	21,426	-7,477
FTE		110	110	0	0	-11	99	-11
<b>Total, General Operations (\$000)</b>		<b>143,829</b>	<b>143,829</b>	<b>-60</b>	<b>0</b>	<b>-2,903</b>	<b>140,866</b>	<b>-2,963</b>
<b>FTE</b>		<b>798</b>	<b>798</b>	<b>0</b>	<b>0</b>	<b>-11</b>	<b>787</b>	<b>-11</b>

		Old Structure		2020				Change from 2019 (+/-)
				Fixed Costs (+/-)	Internal Transfers (+/-)	Program Changes (+/-)	Budget Request	
		2018 Actual	2019 CR Baseline					
Central Office (\$000)		37,965	37,965	0	0	+5,261	43,226	+5,261
Operations FTE		262	262	0	0	0	262	0
Regional Office (\$000)		33,574	33,574	0	0	-714	32,860	-714
Operations FTE		403	403	0	0	0	403	0
Service-wide Bill Paying (\$000)		36,365	36,365	-174	0	+163	36,354	-11
FTE		23	23	0	0	0	23	0
National Fish and Wildlife Foundation (\$000)		7,022	7,022	0	0	-22	7,000	-22
FTE		0	0	0	0	0	0	0
National Conservation Training Center (\$000)		28,903	28,903	+114	0	-7,591	21,426	-7,477
FTE		110	110	0	0	-11	99	-11
<b>Total, General Operations (\$000)</b>		<b>143,829</b>	<b>143,829</b>	<b>-60</b>	<b>0</b>	<b>-2,903</b>	<b>140,866</b>	<b>-2,963</b>
<b>FTE</b>		<b>798</b>	<b>798</b>	<b>0</b>	<b>0</b>	<b>-11</b>	<b>787</b>	<b>-11</b>

---

**Program Mission**

---

The General Operations Program provides the management and support that allows the Service's programmatic activities and organizations to accomplish their goals and mission. Primarily, it provides headquarters, regions, and field offices with the resources (e.g., people, funding, facilities, access to data, etc.) they need to carry out the work of the Service to benefit the American people. General Operations also ensures that the Service is in compliance with legal, regulatory, and Departmental policies for all administrative areas and functions.

To further the reorganization approved by Congress in FY 2019, the Service is proposing to realign funding within the General Operations Activity to reflect the changes in its organizational structure. The reorganization will enable the Service to maximize available resources for mission delivery.

---

**Program Elements**

---

Five subactivities comprise the General Operations Program:

- Central Office Operations – Headquarters offices provide the Service with the leadership, strategic direction, and necessary resources to accomplish mission priorities and goals. These functions include: policy provision from Administration-appointed officials; implementation of equal employment opportunity and diversity programs; coordination of Service contact with Native American Tribes; and communications and outreach.
- Management and Administration – Renamed to align with the new organizational structure, Management and Administration funds human resources, contracting, safety, budget and finance, and information technology services to the regions and Headquarters offices. Service support functions are consolidated under this subactivity in FY 2020 instead of being split between Central Office Operations and Regional Office Operations. This corresponds to with the new organizational structure, whereby all administrative functions are now centrally managed. The subactivity previously called Regional Office Operations is renamed Management and Administration and contains funding for the new joint regional/Headquarters administrative organization and the Associate Chief Information Officer (ACIO) organization. The Assistant Director for Management and Administration encompasses Budget and Performance, Human Resources, Business Management Operation. The ACIO supervises Information Resources and Technology Management.
- Servicewide Bill Paying – This subactivity provides a means to centrally budget and pay for nationwide operational support and infrastructure costs that the Service incurs in the course of accomplishing its mission. A non-exhaustive list of expenses paid from this subactivity include Information Technology (IT) and communication needs, payments to the DOI Working Capital Fund (WCF), mail delivery and distribution, and some printing.
- National Fish and Wildlife Foundation (NFWF) – NFWF runs a competitive challenge grant program with a statutory non-Federal matching requirement of 1:1 for all awards of federally appropriated funds. However, in recent years the non-Federal match has been closer to 3:1, greatly multiplying the impact of the Service's funding for on-the-ground conservation projects.
- National Conservation Training Center (NCTC) – Opened in 1997 and located on 533 acres along the Potomac River in Shepherdstown, WV, NCTC is the Service's primary training facility. In addition to training Service employees, NCTC provides training on a reimbursable basis to conservation professionals from DOI, other Federal, State and local governments, not-for-profit conservation organizations, private landowners and the business community. In this way, NCTC programs expand their reach and impact and help Service professionals build collaborative partnerships for conservation.



**Activity: General Operations**  
**Subactivity: Central Office Operations**

		2018 Actual	2019 CR Baseline	2020			Budget Request	Change from 2019 (+/-)
				Fixed Costs (+/-)	Internal Transfers (+/-)	Program Changes (+/-)		
Central Office	(\$000)	31,257	31,257	0	-9,613	+160	21,804	-9,453
Operations	FTE	262	262	0	-42	0	220	-42

**Summary of 2020 Program Changes for Central Office Operations**

Request Component	(\$000)	FTE
• Central Office Operations	+160	0
• <b>Program Changes</b>	<b>+160</b>	<b>0</b>

**Program Overview**

The Service’s Central Office Operations provide leadership, strategic direction, and organizational management required to accomplish mission priorities and goals. These functions include: policy provision from Administration-appointed officials; implementation of equal employment opportunity; coordination of Service contact with Native American Tribes; and communications and outreach.

**Headquarters and Regional Management**, which includes the Office of the Director and the offices of the Regional Directors. This funds key Service leadership positions and their immediate staff.

**Diversity and Inclusive Workforce Management** supports the Equal Employment Opportunity (EEO) Program for the Service. The ODIWM provides direction, policy formulation, and oversight of the Service’s Diversity and Inclusion Implementation Plan with regard to applicable civil rights laws and directives.

**Native American Programs Coordination** serves as a key point of contact for Native American Tribes, and works to expand the Service’s capacity to work cooperatively with Tribes to further the Service’s conservation mission.

**External Affairs (EA)** oversees and coordinates the communications activities of the Service, including internal communications, public affairs, media services, congressional and legislative affairs, partnerships, webpage development, policy and compliance, printing and publishing, and other multimedia communications.

**Justification of 2020 Program Changes**

The 2020 budget request for Central Office Operations is \$21,804,000 and 220 FTE.

**Central Office Operations (+160,000/0 FTE)**

The budget will allow the Service to provide leadership, strategic direction, and necessary resources to support the mission, and will continue to focus on consolidating administrative functions, eliminating duplication, and implementing process efficiencies across the organization.

**2020 Program Activities and Performance**

---

- Provide the Service with the leadership, strategic direction, and necessary resources to accomplish mission priorities and goals. Specifically, this subactivity:
  - Provides policy direction and implementation at Headquarters and regional levels.
  - Supports implementation of equal employment opportunity.
  - Coordinates Service consultation with Native American Tribes.
  - Provides communications and outreach Servicewide.

**Activity: General Operations**  
**Subactivity: Management and Administration**

		2018 Actual	2019 CR Baseline	2020			Change from 2019 (+/-)	
				Fixed Costs (+/-)	Internal Transfers (+/-)	Program Changes (+/-)		Budget Request
Management and Administration	(\$000)	40,866	40,866	0	+9,613	+4,387	54,866	+14,000
	FTE	403	403	0	+42	0	445	+42

**Summary of 2020 Program Changes for Management & Administration**

Request Component	(\$000)	FTE
• DOI Reorganization Implementation	+5,700	0
• Information Resources and Technology Management	+851	0
• Management and Administration	-2,164	0
<b>Program Changes</b>	<b>+4,387</b>	<b>0</b>

**Program Overview**

**Management and Administration** is responsible for most administrative functions including human resources, budget and performance, finance, contracting, and other functions. In FY 2018, the Service initiated a plan to consolidate some Central Office Operations to more efficiently provide needed administrative support to Service programs. In 2019, the Service consolidated administrative functions into one organization. The new organization, under the Assistant Director for Management and Administration, fulfills the Service’s needs for administrative services, including human resources, contracting, finance, safety, and general services, at a reduced cost to the American taxpayer. In 2019, the Service continues to implement enterprise shared services and consolidate resources into the Joint Administrative Operations (JAO) to deliver shared services to regional and field station managers. The new organization is expected to be fully functional by June 2019.

This organization also works with Service programs and the Directorate to formulate budget proposals and conduct workforce and succession planning to support its mission and goals. This function provides essential oversight to ensure the agency is following appropriations law and the guidance of our Appropriations Committees, as well as managing Federal Register notices, and directives management. Staff also coordinate programmatic Internal Controls under OMB Circular A-123, and serve as the liaison with the Government Accountability Office and the Office of the Inspector General. Management and Administration staff also provide direction, policy formulation, oversight and management in the areas of finance, contracting, asset management, safety, economic analyses, and other support functions.

**Information Resources and Technology Management:** The Service’s Associate Chief Information Officer (ACIO) provides secure, efficient and effective management of information resources and technology that allows the Service to accomplish its mission. This office provides reliable mission essential connectivity for email, internet, network applications, records and the Freedom of Information Act across the Service. The Service’s cyber security program maintains and monitors network security subsystems to ensure a stable and dependable environment for the network and its users. The ACIO also plays a pivotal role ensuring that the Service is in compliance with all Federal IT laws, regulations, and requirements.

**DOI Reorganization Implementation:** The 2020 request continues support for the reorganization of the Department of the Interior with funding to stand up the unified regions, relocate certain headquarters staff and functions as appropriate, and improve operations through the use of technology, shared services, and consistent practices. The Service will utilize funding to:

- Support and participate in standing up the unified regions, including collaboration across bureaus.
- Transition internal business operations to the new regional structure.
- Relocate selected functions closer to Interior's assets, customers, and mission areas out West to provide more responsive service.
- Implement shared service solutions to improve delivery of one or more of human resources, information technology, and acquisition services.

### **Justification of 2020 Program Changes**

---

The 2020 budget request for Management and Administration is \$54,866,000 and 445 FTE.

#### **DOI Reorganization Implementation (+\$5,700,000/0 FTE)**

At the 2020 request level of \$5.7 million, the Service will support implementation of the 12 unified regions, relocation of certain headquarters staff and functions West, and modernization of Interior's administrative services. The request will support:

- Implementation of Unified Regions. Funds will support bureau planning and implementation needed to transition to the new regions and implement shared service solutions.
- Relocation and Regional Stand Up. This request helps relocate some staff closer to assets and customers.
- Modernizing Interior's Business. Deployment of common shared service solutions to improve delivery of human resources, information technology, and acquisition services.

Starting in FY 2018, the Service began implementing shared services for all administrative functions and generated over \$8 million in savings. In FY 2019, the Service will continue on this path, ensuring that we are providing exceptional service and building capacity to service our mission. The Service's Joint Administrative Operations organization is a model for the Department on providing efficient and effective shared services.

#### **Information Resources and Technology Management (+\$851,000/0 FTE)**

The requested funding will be used for rising costs of software licenses and core infrastructure operational and maintenance requirements.

#### **Management and Administration (-\$2,164,000/0 FTE)**

The requested funding will provide daily support to the headquarters and over 700 geographically diverse field offices, including human resource, budget, finance, and contracting.

### **2020 Program Activities and Performance**

---

- Provide human resources support for Headquarters and the regions.
- Coordinate budget formulation, presentation, and execution.
- Provide finance, acquisition, and contracting management.
- Provide management of IT throughout the Service.

**Activity: General Operations**  
**Subactivity: Servicewide Bill Paying**

		2018 Actual	2019 CR Baseline	2020			Budget Request	Change from 2019 (+/-)
				Fixed Costs (+/-)	Internal Transfers (+/-)	Program Changes (+/-)		
Servicewide Bill Paying	(\$000)	35,781	35,781	-174	0	+163	35,770	-11
	FTE	23	23	0	0	0	23	0

**Summary of 2020 Program Changes for Servicewide Bill Paying**

Request Component	(\$000)	FTE
• Servicewide Bill Paying	+163	0
<b>Program Changes</b>	<b>+163</b>	<b>0</b>

**Program Overview**

The Servicewide Bill Paying subactivity covers bills received by the Service for charges by the Department or other outside entities. These are fixed costs that the Service must cover.

**Justification of 2020 Program Changes**

The 2020 budget request for Servicewide Bill Paying is \$35,770,000 and 23 FTE.

**Servicewide Bill Paying (+163,000/0 FTE)**

Funding will be used to address Working Capital Fund Centralized Bills to reduce the amount assessed from programs.

**2020 Program Activities and Performance**

- Funding to centrally budget and pay for nationwide operational support and infrastructure costs that the Service incurs in the course of accomplishing its mission. Specifically, this subactivity:
  - Pays expenses for Information Technology and communication needs.
  - Supports worker’s compensation and unemployment compensation payments.
  - Manages payments for DOI Working Capital Fund and other DOI bills.
  - Manages payments for mail delivery and distribution and printing.

**Activity: General Operations****Subactivity: National Fish and Wildlife Foundation**

		2018 Actual	2019 CR Baseline	2020			Change from 2019 (+/-)	
				Fixed Costs (+/-)	Internal Transfers (+/-)	Program Changes (+/-)		Budget Request
National Fish and Wildlife Foundation	(\$000)	7,022	7,022	0	0	-22	7,000	-22
	FTE	0	0	0	0	0	0	0

**Summary of 2020 Program Changes for National Fish and Wildlife Foundation**

Request Component	(\$000)	FTE
• National Fish and Wildlife Foundation	-22	0
<b>Program Changes</b>	<b>-22</b>	<b>0</b>

**Program Overview**

The National Fish and Wildlife Foundation (NFWF) runs a competitive challenge grant program with a statutory non-Federal matching requirement of 1:1 for all federally-appropriated dollars that NFWF awards. In recent years NFWF has averaged a 3:1 match. All grantee matching funds are non-Federal funds provided in cash or as in-kind services. One hundred percent of the congressionally appropriated funds provided to NFWF by the Service is directed to on-the-ground projects and is not used to support NFWF's administrative expenses. NFWF uses the funding to leverage additional commitments of resources from corporations, foundations, and conservation partners. The funds are invested through outcome-focused grant programs guided by conservation business plans developed in partnership with the Service. Individual projects are reviewed by diverse outside reviewers (e.g., Federal, State, non-profit, educational and private sector), NFWF, and the Service.

**Justification of 2020 Program Changes**

The 2020 budget request for National Fish and Wildlife Foundation is \$7,000,000 and 0 FTE.

**National Fish and Wildlife Foundation (-\$22,000/0 FTE)**

The requested funding will provide competitive grants to State, local, non-profit, and private organizations to leverage additional resources for natural resource conservation.

**2020 Program Activities and Performance**

- Provide funding to State, local, non-profit, and private organizations for conservation and management of fish, wildlife, and plant resources through the grant process.

**Activity: General Operations**  
**Subactivity: National Conservation Training Center**

		2018 Actual	2019 CR Baseline	2020			Budget Request	Change from 2019 (+/-)
				Fixed Costs (+/-)	Internal Transfers (+/-)	Program Changes (+/-)		
National Conservation Training Center	(\$000)	28,903	28,903	114	0	-7,591	21,426	-7,477
	FTE	110	110	0		-11	99	-11

**Summary of 2020 Program Changes for National Conservation Training Center**

Request Component	(\$000)	FTE
• Operations	-1,687	-11
• Annual Maintenance	-5,904	0
<b>Program Changes</b>	<b>-7,591</b>	<b>-11</b>

**Program Overview**

Opened in 1997 and located on 533 acres along the Potomac River in Shepherdstown, WV, the National Conservation Training Center (NCTC) is the Service’s primary training facility. In addition to training Service employees, NCTC provides training on a reimbursable basis to conservation professionals from DOI, other Federal, State, and local governments, not-for-profit conservation organizations, private landowners and the business community. In this way, NCTC programs expand their reach and impact to help Service professionals build collaborative partnerships for conservation.

NCTC will deliver approximately 200 annual onsite training sessions and provide over 1,500 on-line courses and training modules to employees. NCTC supports the FWS with approximately 1,500 inter-library loan requests and over 400,000 scientific journal searches. NCTC also preserves the heritage of the Service by collecting, interpreting, and disseminating the history of the Service and American conservation. The NCTC Museum and Archives helps the public, researchers, and professional conservationists to better understand the rich history of American wildlife conservation by managing over 500,000 objects. NCTC serves as a place where the Service and our partners come together to help solve the urgent conservation challenges facing our nation.

The Service is currently working with State, Federal, and NGO partners under Secretarial Order 3356 to recruit, retain and reactivate sportsmen through the R3 initiative, which seeks to create new participants or increase participation rates of current or lapsed outdoor recreationists. The Service is using the NCTC facility and staff to grow and support the Recruitment, Retention, and Reactivation (R3) designed to restore American’s connection with the outdoors through collaborative workshops, symposia, and training. The Service, working closely with the Association of State Fish and Wildlife Agencies, States, and other partners serves as the basis for the nationwide expansion of the R3 effort.

**Justification of 2020 Program Changes**

The 2020 budget request for the National Conservation Training Center is \$21,426,000 and 99 FTE.

**Operations – General Program Activities (-\$1,687,000/-11 FTE)**

This funding will allow the Service to continue to provide training opportunities to internal as well as external partner audiences.

**Maintenance (-\$5,904,000/0 FTE)**

The requested funding will allow the Service to maintain day-to-day operational maintenance.

**2020 Program Activities and Performance**

---

- Provides training opportunities for the Service, DOI and other Federal and non-Federal partners in conservation, applied landscape, leadership and communication.
- Provides collections management and stewardship to care for and preserve artifacts, films, photographs, and documents.



# Construction





### **Appropriations Language**

*For construction, improvement, acquisition, or removal of buildings and other facilities required in the conservation, management, investigation, protection, and utilization of fish and wildlife resources, and the acquisition of lands and interests therein; \$15,693,000, to remain available until expended.*

Note.—A full-year 2019 appropriation for this account was not enacted at the time the budget was prepared; therefore, the budget assumes this account is operating under the Continuing Appropriations Act, 2019 (Division C of P.L. 115-245, as amended). The amounts included for 2019 reflect the annualized level provided by the continuing resolution.

### **Applicable Laws, Acts, and Orders**

The Service has the legal mandate and responsibility to ensure its inventory of assets, facilities, and infrastructure is safe and adequate to accomplish its conservation mission and that operations are conducted in compliance with applicable regulations. More than 19 laws, statutes, and executive orders govern what the Construction program must do with the funding it receives from Congress. Governing authorities are discussed below.

***Refuge Recreation Act*** (16 U.S.C. 460k-460k-4). Authorizes development of fish and wildlife areas for recreational use, including land acquisition and facilities construction and management.

***National Wildlife Refuge System Administration Act***, as amended (16 U.S.C. 668dd-668ee). Authorizes the Secretary of the Interior to award contracts for the provision of public accommodations of the National Wildlife Refuge System.

***Migratory Bird Conservation Act*** (16 U.S.C. 715-715d, 715e, 715f-715r). Provides for land acquisition, construction, maintenance, development, and administration for migratory bird reservations.

***Fish and Wildlife Act*** (16 U.S.C. 742a-742f). Authorizes the development, management, advancement, conservation, and protection of fish and wildlife resources, including the acquisition and development of existing facilities.

***Comprehensive Environmental Response, Compensation, and Liability Act***, as amended (42 U.S.C. 9601-9675). Authorizes Federal agencies to conduct cleanup and/or recover costs associated with hazardous materials removal, remediation, cleanup, or containment activities from responsible parties.

***Federal Facilities Compliance Act*** (42 U.S.C. 6961). Requires Federal agencies to comply with Federal, State, and local solid and hazardous waste laws in the same manner as any private party.

***Pollution Prevention Act***, (42 U.S.C. 13101, 13101 note, 13102-13109), as amended by P.L. 101-508. Requires pollution that cannot be prevented at the source to be recycled in an environmentally sound manner and disposal as a last resort.

*Earthquake Hazards Reduction Act* (42 U.S.C. 7701 -7706). Establishes an earthquake hazards reduction program.

*National Dam Safety Program Act* (33 U.S.C. 467). Provides for Federal agencies to implement the Federal Guidelines for Dam Safety, which established management practices for dam safety at all Federal agencies.

*National Energy Conservation Policy Act* (42 U.S.C. 8152-8259). Establishes an energy management program in the Federal government and directs Federal agencies to perform energy surveys and implement energy conservation opportunities to reduce consumption of nonrenewable energy resources in buildings, vehicles, equipment, and general operations.

*Energy Policy Act (EPAAct)* (P.L. 109-58). Extends previous Congressional direction to Federal facility managers with even greater goals of energy efficiency improvements in existing and new facilities, mandates increased use of renewable energy sources, sustainable building design and construction, metering of all Federal buildings, and procurement of Energy Star equipment. This legislation contains energy efficiency tax credits and new ways to retain energy savings.

*Energy Independence and Security Act (EISA)* (P.L. 110-140). Intends to move the United States toward greater energy independence and security; increase production of clean renewable fuels; protect consumers; increase the efficiency of products, buildings, and vehicles; promote research on and deploy greenhouse gas capture and storage options; and improve the energy performance of the Federal Government.

(16 U.S.C. 695k-695r). Provides for limitations on reduction of areas by diking or other construction in California and Oregon in the case of migratory waterfowl and other refuges, as well as other construction provisions.

(16 U.S.C. 760-760-12). Provides for the construction, equipping, maintenance, and operation of several named fish hatcheries.

(23 U.S.C. 144 and 151). Requires bridges on public highways and roads to be inspected.

### Executive Orders

**Presidential Memorandum of October 4, 1979.** Directs all Federal agencies to adopt and implement the Federal Guidelines for Dam Safety as prepared by the Federal Coordinating Council for Science, Engineering, and Technology. (Secretary of the Interior Order No. 3048, implements and assigns responsibility for a Department-wide dam safety program in accordance with the President's memorandum.)

**Executive Order 12088, Federal Compliance with Pollution Control Standards (October 13, 1978).** Requires agencies to ensure that facilities comply with applicable pollution control standards; ensure that sufficient funds for environmental compliance are requested in their budgets; and include pollution control projects in an annual pollution abatement budget plan.

**Executive Order 13717, Establishing a Federal Earthquake Risk Management Standard (February 2016).** Updates performance goals to strengthen the security and resilience of the Nation against earthquakes, to promote public safety, economic strength, and national security. New Implementation Guidelines (January 2017) provide Federal agencies with clarifying guidance for implementing Executive Order 13717.

**Executive Order 13834, Efficient Federal Operations (May 17, 2018).** Directs Federal agencies to manage their buildings, vehicles, and overall operations to meet statutory requirements related to energy and environmental performance. Agencies shall meet such statutory requirements in a manner that increases efficiency, optimizes performance, eliminates unnecessary use of resources, and protects the environment. In implementing this policy, each agency shall prioritize actions that reduce waste, cut costs, enhance the resilience of Federal infrastructure and operations, and enable more effective accomplishment of its mission.

**U.S. Fish and Wildlife Service  
Construction**

*Justification of Fixed Costs and Internal Realignments  
(Dollars In Thousands)*

<b>Fixed Cost Changes and Projections</b>	<b>2019 Total or Change</b>	<b>2019 to 2020 Change</b>
Change in Number of Paid Days <small>This column reflects changes in pay associated with the change in the number of paid days between the CY and BY.</small>	+14	+15
Pay Raise <small>The 2020 request reflects a pay freeze for civilian employees.</small>	+19	+0
Employer Share of Federal Employee Retirement System <small>The change reflects the directed 2.3% increase in the employer contribution to the Federal Employee Retirement System.</small>	+0	+8

**Appropriation: Construction**

		2018 Actual	2019 CR Baseline	2020				Change from 2019 (+/-)
				Fixed Costs (+/-)	Internal Transfers (+/-)	Program Changes (+/-)	Budget Request	
Nationwide Engineering Services	(\$000) FTE	5,475 41	5,475 41	+23 0	0 0	-130 0	5,368 41	-107 0
Dam, Bridge, and Seismic Safety	(\$000)	1,972	1,972	0	0	-740	1,232	-740
Line-Item Construction Projects	(\$000)	59,093	59,093	0	0	-50,000	9,093	-50,000
<b>Total, Construction</b>	<b>(\$000)</b> FTE	<b>66,540</b> 41	<b>66,540</b> 41	<b>+23</b> 0	<b>0</b> 0	<b>-50,870</b> 0	<b>15,693</b> 41	<b>-50,847</b> 0

**Summary of 2020 Program Changes for Construction**

Request Component	(\$000)	FTE
• Engineering Services	-130	0
• Dam, Bridge, and Seismic Safety	-740	0
• Line-Item Construction Projects	-50,000	0
<b>Program Changes</b>	<b>-50,870</b>	<b>0</b>

**Mission**

The Service's infrastructure projects help millions of visitors experience our national treasures, provide water to the West, and support American jobs. The Construction program delivers exceptional engineering design and construction, facility maintenance, and regulatory compliance to provide these benefits and deliver the Service mission to conserve, protect, and enhance fish, wildlife, and plants and their habitats for the continuing benefit of the American people. The program performs this wide range of functions for the Service's entire inventory of assets, including 567 National Wildlife Refuges, 70 National Fish Hatcheries and one historic fish hatchery, and 51 Fish and Wildlife Conservation Offices. The program accomplishes its mission in accordance with more than 19 applicable laws, statutes, and executive orders, in addition to Departmental and Service priorities.

**Activities**

Three activities comprise the Construction appropriation:

- Nationwide Engineering Services (NES) – This activity manages the numerous construction and maintenance projects undertaken each year; protects employees, visitors, and volunteers by ensuring operations comply with safety and environmental laws and regulations; supports access to Service lands; guides energy conservation; and maintains Service facilities that are structurally and environmentally safe, require minimal resources to operate, and maximize resources efficiency.
- Dam, Bridge, and Seismic Safety – This activity supports the safety and security of the Service's dams, bridges, and buildings. This primarily is accomplished for the most critical structures through inspections, assessments, and monitoring. Many of the functions carried out in this activity are prescribed by law. Rehabilitation, repair, and mitigation to help assure public safety, contribute to recreational and other public access, are accomplished through Line-Item construction.
- Line-Item Construction – This activity contains the specific construction projects requesting funding in a given year. These projects reconstruct, repair, rehabilitate, and replace existing buildings or other structures/facilities, including dams and bridges. New buildings and structures/facilities also may be included. Funding may be used for project-specific planning, design, and construction management; construction, demolition, site work, and land acquisition; and the purchase of associated furniture, fixtures, and equipment. Completed individual projects from Line-Item Construction with authority remaining may transfer unspent balances of less than \$1,000,000 for unforeseen reconstruction,

replacement, or repair of facilities or equipment damaged or destroyed by storms, floods, fires, and similar unanticipated events.

**Appropriation: Construction****Activity: Nationwide Engineering Services**

		2018 Actual	2019 CR Baseline	2020			Budget Request	Change from 2019 (+/-)
				Fixed Costs (+/-)	Internal Transfers (+/-)	Program Changes (+/-)		
Engineering Services	(\$000)	5,475	5,475	+23	0	-130	5,368	-107
	FTE	41	41	0	0	0	41	0

**Summary of 2020 Program Changes for Construction**

Request Component	(\$000)	FTE
• Engineering Services	-130	0
<b>Program Changes</b>	<b>-130</b>	<b>0</b>

**Program Overview**

The Nationwide Engineering Services activity supports implementation of safe construction and maintenance projects, regardless of funding source, and provides guidance to comply with environmental and energy laws. The three program elements that comprise this activity are discussed below.

Core Engineering Services – Funding in this program element provides technical oversight for construction and maintenance projects throughout the Service, regardless of funding source. Engineers provide technical expertise and assistance to the field for the entire construction life cycle for Line-Item projects, Deferred Maintenance, and Federal Highways projects. Accomplishing these varied projects requires Headquarters policy development, budget formulation and execution, coordination for efficiency, and national technical consistency, as well as day-to-day supervision and technical guidance from regional managers.

Environmental Compliance – This program supports resource stewardship and protects the health and safety of employees, visitors, and volunteers. On-site environmental compliance audits help ensure safe drinking water, acceptable wastewater discharge to rivers and streams and proper management of hazardous waste and hazardous materials. The program provides oversight, technical assistance, and training for more than 700 field stations to help field staff comply with complex environmental laws and regulations at the Federal, State, local, and Tribal levels. The program also provides project oversight and technical assistance for the clean-up of large-scale environmental contamination of air, water and soil pollution that may adversely affect human health and the environment. Recently completed clean-ups demonstrate the positive impact on wildlife and benefit to the local community associated with beneficial reuse of formerly contaminated areas. For example, at a refuge in Illinois, hundreds of acres of land contaminated by previous industrial use have been cleaned up, with the restored land supporting an active agricultural program that includes haying, row crop production, and cattle grazing. These historical agricultural lands are still farmed through cooperative agreements with the Refuge.

Waste Prevention, Recycling and Environmental Management Systems – This program element supports implementation of Service-wide sustainable practices to help facilities minimize energy and water use, improve efficiencies in program areas such as fleet management and pollution prevention, and adopt work practices that advance sustainable acquisition of goods and services.

**Justification of 2020 Program Changes**

The 2020 budget request for the Engineering Services activity is \$5,368,000 and 41 FTE.



**Engineering Services (-\$130,000/+0 FTE)**

At the requested funding level, engineers will provide technical expertise and assistance for construction and maintenance projects throughout the Service, regardless of funding source for Line-Item projects, Deferred Maintenance, and Federal Highways projects.

**Appropriation: Construction****Activity: Dam, Bridge, and Seismic Safety**

		2018 Actual	2019 CR Baseline	2020				Change from 2019 (+/-)
				Fixed Costs (+/-)	Internal Transfers (+/-)	Program Changes (+/-)	Budget Request	
Dam Safety and Security	(\$000)	1,113	1,113	0	0	-418	695	-418
Bridge Safety	(\$000)	739	739	0	0	-277	462	-277
Seismic Safety	(\$000)	120	120	0	0	-45	75	-45
<b>Total, Dam, Bridge, and Seismic Safety</b>	<b>(\$000)</b>	<b>1,972</b>	<b>1,972</b>	<b>0</b>	<b>0</b>	<b>-740</b>	<b>1,232</b>	<b>-740</b>
	<b>FTE</b>	<b>0</b>	<b>0</b>	<b>0</b>	<b>0</b>	<b>0</b>	<b>0</b>	<b>0</b>

**Summary of 2020 Program Changes for Construction**

Request Component	(\$000)	FTE
• Dam, Bridge, and Seismic Safety	-740	0
<b>Program Changes</b>	<b>-740</b>	<b>0</b>

**Program Overview**

The Dam, Bridge, and Seismic Safety activity provides the information needed for engineers to assess the safety and security of the Service's dams, bridges, and buildings. The three program elements that comprise this activity are discussed below.

Dam Safety and Security – This program element supports the safety and security of 18 high hazard dams of the Service's 300 inventory dams. Located on refuges and hatcheries for the purpose of resource or facility management, these dams provide vital benefits such as recreation, habitat, flood risk reduction, irrigation, wetland creation, water supply for hatcheries, nesting habitat for waterfowl, and fishing. Funding supports the most critical activities to ensure existing dams are maintained, identified for rehabilitation, and properly operated to protect human life, property, and the valuable natural resources on Service lands.

The Emergency Action Plans (EAPs) provide site-specific guidance for on-site detection and mitigation of conditions that may cause dam failures; communication protocols for notifying and evacuating downstream populations also are provided in the EAPs. Periodic Safety Evaluation of Existing Dams (SEED) inspections identify dam deficiencies at the earliest stages and, when addressed, may stave off more serious repairs, consequences, or interventions, and avoid increasing the maintenance backlog.

SEED inspections include performing and reassessing hazard classifications— which are based upon estimates of loss of life and property damage should a dam fail. This program element also funds engineering analyses of the response and safety impacts of a dam as a result of increased magnitude of flood and earthquake predictions. The Service uses the hazard classification, a risk assessment, and the overall condition of the dam to identify and prioritize dam repair and rehabilitation projects.

The Service requests funding to complete needed dam safety repair projects separately in its Line-Item Construction activity. Management of major rehabilitation or construction work is accomplished under the supervision of the Service's Dam Safety Officer. Consistent with practice from past years, unobligated funds from dam safety projects may be used to address ongoing Dam Safety and Security needs (e.g., additional SEED inspections, minor dam safety repairs, low hazard dam inspections) or used for emergency construction projects. The inspection of low hazard dams are the lowest priority, though conducting these inspections would help ensure compliance with State dam safety programs.

Bridge Safety – This funding supports work towards the safety and integrity of the Service’s approximately 700 bridges through the application of technically current design guidelines and a comprehensive inspection, appraisal, and inventory program. Bridge inspections are conducted at time intervals required by statute. During bridge inspections, Service staff determine and verify safe load-carrying capacity; identify and recommend mitigation of unsafe conditions; and identify maintenance, rehabilitation, or reconstruction needs. Similar to dam safety projects, funding for bridge safety projects is requested as part of the Line-Item Construction activity.

During FY 2020, the Bridge Safety Program will pursue completion of bridge inspections required by law. The inspections will prioritize in the following order: public use bridges in less than satisfactory condition; non-public use bridges in less than satisfactory condition; public use bridges in satisfactory condition or better; and non-public use bridges in satisfactory condition or better. Consideration also will be given, on a case-by-case basis, to approximately 30 bridges recommended for scour inspection, as a result of a 2015 Program Review recommendation.

By prioritizing inspections as described, the Service will maximize staff and public safety and access. Safety remains the top priority for the Service; if safe conditions cannot be verified, the Service will remove a bridge from service to preserve safety.

Seismic Safety – This program element funds planning and analysis of the seismic safety of the Service’s approximately 6,500 buildings. The work fulfills the requirements of Executive Order 13717 (Establishing a Federal Earthquake Risk Management Standard, February 2016) and allows the Service to identify buildings that present a substantial risk to the safety of Service personnel, volunteers, and visitors in the event of a significant earthquake. Program staff screens Service-owned buildings to identify those that are *exceptionally high risk* (EHR). Any building found to meet EHR criteria undergoes a rigorous engineering analysis, which includes development of a cost estimate to mitigate seismic deficiencies. Engineering analysis has identified 73 seismically deficient Service-owned buildings that would sustain life-threatening damage in a seismic event. Preliminary screening has identified an additional 125 EHR buildings that pose a similar life-safety risk. Engineering analysis and mitigation projects are funded via the Line-Item Construction activity.

### **Justification of 2020 Program Changes**

---

The 2020 budget request for the Dam, Bridge, and Seismic Safety activity is \$1,232,000 and 0 FTE.

#### **Dam, Bridge, and Seismic Safety (-\$740,000/ 0 FTE)**

At the requested funding level, the Dam Safety and Security Program will prioritize the inspection of high hazard dams according to risk-based criteria and develop Emergency Action Plans (EAPs) for dams that threaten downstream populations. The Bridge Safety Program will pursue completion of bridge inspections required by law. Seismic Safety staff screen Service-owned buildings to identify risk level and recommend exceptionally high risk buildings for engineering analysis, which includes development of a cost estimate to mitigate seismic deficiencies.

**Appropriation: Construction**  
**Activity: Line-Item Construction**

		2018 Actual	2019 CR Baseline	2020			Change from 2019 (+/-)	
				Fixed Costs (+/-)	Internal Transfers (+/-)	Program Changes (+/-)		Budget Request
Line-Item (\$000)		59,093	59,093	0	0	-50,000	9,093	-50,000
Construction FTE		0	0	0	0	0	0	0

**Summary of 2020 Program Changes for Construction**

Request Component	(\$000)	FTE
• Line-Item Construction Projects	-50,000	0
<b>Program Changes</b>	<b>-50,000</b>	<b>0</b>

**Program Overview**

A list of the proposed Line-Item projects for FY 2020 is provided below. A Project Data Sheet (PDS) for each project is provided that includes key information about the purpose, justification, cost, and schedule. Additionally, after the individual PDSs, a Summary PDS for FYs 2020-2024 presents the Service’s five-year construction plan and reflects funding directed to the most critical needs (i.e., health, safety, natural resources, and access). The Service selects and ranks projects in accordance with Department of Interior and Service guidance and priorities.

**Justification of 2020 Program Changes**

The 2020 budget request for the Line-Item Construction activity is \$9,093,000 and 0 FTE.

**Line-Item Construction (-\$50,000,000/0 FTE)**

At the requested funding level, the Service will fund the eight projects shown in the project list below.

2020 Construction Project Listing by Program					
DOI Rank Score	Unified Region	Station	State	Project Title/Description	Request (\$000)
<b>National Wildlife Refuge System (NWRS)</b>					
90	Lower Colorado	Don Edwards San Francisco Bay National Wildlife Refuge	CA	Flood Protection Levee Rehabilitation Phase II	5,875
<b>Subtotal, NWRS</b>					<b>5,875</b>
<b>National Fish Hatchery System (NFHS)</b>					
70	Great Lakes	Jordan River National Fish Hatchery	MI	Rehabilitate Raceways 57-58	500
70	Appalachia	Harrison Lake National Fish Hatchery	VA	Construct Mussel Rearing Building	558
60	South Atlantic - Gulf	Chattahoochee Forest National Fish Hatchery	GA	Repair Main Water Supply Line for Raceways	816
55	Upper Colorado	Saratoga National Fish Hatchery [ic]	WY	Rehabilitate Water Treatment Facilities	644
<b>Subtotal, NFHS</b>					<b>2,518</b>
<b>Other</b>					
70	Headquarters	Branch of Dam Safety	N/A	Dam Safety – Evaluation of Newly Acquired Dams Phase IV of V	250
70	Headquarters	Branch of Dam Safety	N/A	Nationwide Seismic Investigations and Mitigations Phase I of V	200
70	Headquarters	Information Resources & Technology Management	N/A	Nationwide Radio Site Safety Investigations Phase II of V	250
<b>Subtotal, Other</b>					<b>700</b>
<b>TOTAL, CONSTRUCTION PROJECTS</b>					<b>9,093</b>

Notes: p = planning, d = design, ic = initiate construction, cc = complete construction

**US Fish and Wildlife Service  
PROJECT DATA SHEET**

Total Project Score/Ranking:	90
Planned Funding FY:	2020
Funding Source:	Construction

**Project Identification**

<b>Project Title:</b>	Flood Protection Levee Rehabilitation Phase II		
<b>Project Number</b>	2017291191	<b>Unit/FacilityName:</b>	Don Edwards San Francisco Bay National Wildlife Refuge
<b>Unified Region:</b>	Lower Colorado	<b>Congressional District:</b>	15
		<b>State:</b>	CA

**Project Justification**

DOI Asset Code	FRPP Unique Id #	API	Actual FCI	FCI-Projected
40162300	10068160	100	0.07	0.00

**Project Description (PD):**

Don Edwards San Francisco Bay National Wildlife Refuge serves one of the largest urban communities in the United States and offers year round fishing and hunting for Canada geese. The Refuge welcomes more than 750,000 people each year and offers a range of wildlife recreation that serves families with young children as well as first-time recreationists, veterans, people with disabilities, and the full array of citizens in this bustling community. Equally important, the Refuge's Mountain View and Aviso Ponds provide critical flood protection for Silicon Valley businesses and the 4.6 million people across the South Bay who call this community home. These funds will be leveraged by partnering with the other Federal agencies, local communities, businesses, and non-profit organizations to address the full \$55,000,000 in Deferred Maintenance needed for levees and water control structures across the Refuge. Phase III will address interior restoration, at \$7,125,000.

**Scope of Benefits (SB):**

This project supports the South San Francisco Bay Ecosystem and Tidal Marsh Ecosystem Recovery Plan and will help ensure the safety of the local communities, as well as supporting the success of the local businesses, industries and economy.

**Investment Strategy (IS):**

The project has \$2 million in non-Federal matching funds and is expected to enable our partners to continue to expand these public-private partnerships.

**Consequences of Failure to Act (CFA):**

Failure to act would result in further deterioration of the levee system, which could lead to levee breaches and flooding of adjacent infrastructure and communities. The levees provide a level of flood protection for vulnerable communities including many tech industry businesses adjacent to the Refuge. Failure of the levee system would also reduce or close waterfowl hunting and other recreational opportunities currently offered due to unsafe conditions.

**Ranking Categories:** Scores should be equal to the scores on the Project Scoring Sheet (Exhibit 1A)

FCI/API (40%)	API	<u>100</u>	FCI	<u>1.00</u>	Score = (.40 x <u>75</u> ) =	<u>30</u>
SB (20%)			Actual FCI	<u>0.07</u>	Score = (.20 x <u>100</u> ) =	<u>20</u>
IS (20%)					Score = (.20 x <u>100</u> ) =	<u>20</u>
CFA (20%)					Score = (.20 x <u>100</u> ) =	<u>20</u>
Combined ranking factors = (.40 x API/FCI score) + (.20 x SB score) + (.20 x IS score) + (.20 x CFA score)						

<b>Capital Asset Panning</b>	Exhibit 300 Analysis Required:	<u>Y</u>		<b>Total Project Score</b>	90
VE Study:	<u>D</u>	Scheduled (YY)	Completed (YY)		

**Project Costs and Status**

<b>Project Cost Estimate (this PDS):</b>	\$s	%	<b>Project Funding History (entire project):</b>	\$s
Deferred Maintenance Work:	\$ 5,875,000	100	Appropriated to Date	\$ 6,400,000
Capital Improvement Work:	\$ -	0	Requested in FY: 2020 Budget	\$ 5,875,000
Total:	\$ 5,875,000	100	Future Funding to Complete Project:	\$ 7,125,000
			Total:	\$ 19,400,000
<b>Class of Estimate:</b> A,B,C	B		<b>Planning and Design Funds:</b>	\$s
Estimate Escalated to FY: (yy):	20		Planning Funds Received in	\$ -
			Design Funds Received in	\$ -
<b>Dates:</b>	Scheduled		<b>Project Data Sheet</b>	(mm/yy)
Construction Start/Award (QTR/YY)	<u>01/20</u>		Prepared/Last Update	08/18
Project Complete: (QTR/YY)	<u>04/22</u>		<b>DOI Approved</b>	Yes

**Annual Operation & Maintenance Costs (\$s)**

Current	418	Projected	0	Net Change	-418
---------	-----	-----------	---	------------	------

**US Fish and Wildlife Service  
PROJECT DATA SHEET**

Total Project Score/Ranking:	70
Planned Funding FY:	2020
Funding Source:	Construction

**Project Identification**

<b>Project Title:</b>	Rehabilitate Raceways 57-58		
<b>Project Number</b>	2017284631	<b>Unit/FacilityName:</b>	Jordan River National Fish Hatchery
<b>Unified Region:</b>	Great Lakes	<b>Congressional District:</b>	01
		<b>State:</b>	MI

**Project Justification**

DOI Asset Code	FRPP Unique Id #	API	Actual FCI	FCI-Projected
40500400	10050268	100	0.80	0.00

**Project Description (PD):**

Jordan River National Fish Hatchery produces native lake trout for the Great Lakes. Production Raceways 57-58 consist of eight reinforced concrete raceways inside a building. Constructed in 1963, the raceways are beginning to show their age as documented in the Comprehensive Condition Assessment from 2016. Cracks and joints are beginning to open up causing water loss, and the once smooth surface is rough which negatively impacts fish health and ability to effectively clean. This project will clean and seal all cracks and joints, then apply a polymer treatment to the entire surface to prolong the raceway life by 20-30 years.

**Scope of Benefits (SB):**

This project supports the Fish and Wildlife Service meeting the obligations in the multi-jurisdictional fishery management plans and the "United States vs. Michigan 2000 Consent Decree."

**Investment Strategy (IS):**

By completing this project, annual operating costs will be reduced by an estimated 30%. Less time will be required for staff to clean the tanks as a result of the smoother surface. Fish health will improve since the culture tanks will be cleaner and smoother.

**Consequences of Failure to Act (CFA):**

These tanks are a critical part of the early rearing phase of the native species reared at the facility. Without the tanks, the early rearing phase of the fish reared at the facility will be compromised.

**Ranking Categories:** Scores should be equal to the scores on the Project Scoring Sheet (Exhibit 1A)

FCI/API (40%)	API	100	FCI	1.00	Score = (.40 x 75) =	30
SB (20%)			Actual FCI	0.80	Score = (.20 x 100) =	20
IS (20%)					Score = (.20 x 50) =	10
CFA (20%)					Score = (.20 x 50) =	10

Combined ranking factors = (.40 x API/FCI score) + (.20 x SB score) + (.20 x IS score) + (.20 x CFA score)

<b>Capital Asset Panning</b>	Exhibit 300 Analysis Required:	N	<b>Total Project Score</b>	70
VE Study:	N	Scheduled (YY)	Completed (YY)	

**Project Costs and Status**

<b>Project Cost Estimate (this PDS):</b>	\$s	%	<b>Project Funding History (entire project):</b>	\$s
Deferred Maintenance Work:	\$ 500,000	100%	Appropriated to Date	\$ -
Capital Improvement Work:	\$ -	0%	Requested in FY: 2020 Budget	\$ 500,000
Total:	\$ 500,000	100%	Future Funding to Complete Project:	\$ -
			Total:	\$ 500,000

<b>Class of Estimate:</b> A,B,C	C	<b>Planning and Design Funds:</b>	\$s
Estimate Escalated to FY: (yy):	20	Planning Funds Received in	\$ -
		Design Funds Received in	\$ -

<b>Dates:</b>	Scheduled	<b>Project Data Sheet</b>	(mm/yy)	<b>DOI Approved</b>
Construction Start/Award (QTR/YY)	01/20	Prepared/Last Update	07/18	Yes
Project Complete: (QTR/YY)	04/22			

**Annual Operation & Maintenance Costs (\$s)**

Current	1522	Projected	1100	Net Change	-422
---------	------	-----------	------	------------	------

*US Fish and Wildlife Service*  
PROJECT DATA SHEET

Total Project Score/Ranking:	70
Planned Funding FY:	2020
Funding Source:	Construction

**Project Identification**

<b>Project Title:</b>	Construct Mussel Rearing Building		
<b>Project Number</b>	2017291779	<b>Unit/FacilityName:</b>	Harrison Lake National Fish Hatchery
<b>Unified Region:</b>	Appalachia	<b>Congressional District:</b>	03
		<b>State:</b>	VA

**Project Justification**

DOI Asset Code	FRPP Unique Id #	API	Actual FCI	FCI-Projected
	51210	100	0.00	0.00

**Project Description (PD):**

Construction of a 1,500 square foot, pre-engineered mussel rearing building with trench drains, including connection to existing water delivery, drains, and electrical, is required to meet the mission of the Harrison Lake National Fish Hatchery. The station's cooperative, interagency freshwater mussel program is of regional importance in addressing culture needs for imperiled mussels endemic to Atlantic Slope rivers, including Federally threatened endangered species. The station will receive long-term funding from the National Fish and Wildlife Foundation (2017-2020) and Natural Resources Damage Assessment and Restoration (2018-2028) to continue technology development work for large-scale production and release of tagged sub-adult mussels for recovery and restoration actions. Without the construction of the requested culture building, the station lacks the space, specialized propagation infrastructure, and the rearing systems needed to achieve the stocking targets for upcoming interagency conservation actions.

**Scope of Benefits (SB):**

Completion of the project allows for stocking a wide array of imperiled mussels endemic to Atlantic Slope rivers, including Federally endangered species (James spiny mussel, dwarf wedge mussel), those expected to be Federally-listed soon (Atlantic pigtoe, green floater, brook floater, yellow lance), and others that are declining and of concern to State partners (notched rainbow, triangle floater, creeper, yellow lampmussel, alewife floater, northern lance, eastern elliptio). This stocking is vital to ongoing restoration and recovery efforts.

**Investment Strategy (IS):**

The project will not increase the annual operations and maintenance costs as those costs are being covered by matching partner funding averaging \$260,000 per annum under the long-term cooperative agreement. Service dollars are not used for Operations and Maintenance.

**Consequences of Failure to Act (CFA):**

Failure to complete the project will result in insufficient climate-controlled rearing space, and the agency's failure to complete the large-scale production and release of tagged sub-adult mussels for recovery and restoration.

**Ranking Categories:** Scores should be equal to the scores on the Project Scoring Sheet (Exhibit 1A)

FCI/API (40%)	API	<u>100</u>	FCI	<u>0.00</u>	Score = (.40 x <u>75</u> ) =	<u>30</u>
SB (20%)			Actual FCI	<u>0.00</u>	Score = (.20 x <u>100</u> ) =	<u>20</u>
IS (20%)					Score = (.20 x <u>50</u> ) =	<u>10</u>
CFA (20%)					Score = (.20 x <u>50</u> ) =	<u>10</u>

Combined ranking factors = (.40 x API/FCI score) + (.20 x SB score) + (.20 x IS score) + (.20 x CFA score)

<b>Capital Asset Panning</b>	Exhibit 300 Analysis Required:	<u>N</u>	<b>Total Project Score</b>	70
VE Study:	<u>N</u>	Scheduled (YY)	Completed (YY)	

**Project Costs and Status**

Project Cost Estimate (this PDS):	\$s	%	Project Funding History (entire project):	\$s
Deferred Maintenance Work:	\$ -	0%	Appropriated to Date	\$ -
Capital Improvement Work:	\$ 558,000	100%	Requested in FY: 2020 Budget	\$ 558,000
Total:	\$ 558,000	100%	Future Funding to Complete Project:	\$ -
			Total:	\$ 558,000

<b>Class of Estimate:</b> A,B,C	C	<b>Planning and Design Funds:</b>	\$s
Estimate Escalated to FY: (yy):	20	Planning Funds Received in	\$ -
		Design Funds Received in	\$ -

<b>Dates:</b>	Scheduled	<b>Project Data Sheet</b>	(mm/yy)	<b>DOI Approved</b>
Construction Start/Award (QTR/YY)	<u>01/20</u>	Prepared/Last Update	07/18	Yes
Project Complete: (QTR/YY)	<u>04/22</u>			

**Annual Operation & Maintenance Costs (\$s)**

Current	Projected	Net Change
---------	-----------	------------



*US Fish and Wildlife Service*  
PROJECT DATA SHEET

Total Project Score/Ranking:	70
Planned Funding FY:	2020
Funding Source:	Construction

**Project Identification**

<b>Project Title:</b>	Dam Safety Program - Evaluations of Newly Acquired Dams - Phase IV of V		
<b>Project Number</b>	2017293676	<b>Unit/FacilityName:</b>	Branch of Dam Safety
<b>Unified Region:</b>	*	<b>Congressional District:</b>	*
		<b>State:</b>	*

**Project Justification**

DOI Asset Code	FRPP Unique Id #	API	Actual FCI	FCI-Projected
	98510	100	0.00	0.00

**Project Description (PD):**

The Service Dam Inventory is growing as more dams are identified through field investigations at Service facilities and cross checks with the real property inventory. Many of these dams have not been evaluated for hazard classification potential, dam failure consequences, or compliance with Service dam safety standards.

**Scope of Benefits (SB):**

This project provides required evaluations and risk analyses of dams added to the inventory to identify any unsafe structures and to assess the hazard classification potential, structural deficiencies, and response to potential dam failure modes. This information will be used to categorize the new dam, prioritize remedial actions, prepare emergency action plans and standard operating procedures, and estimate future needs for operation and maintenance and inspections.

**Investment Strategy (IS):**

This project is a necessary investment that provides net savings when including the potential loss of valuable resources, costs of dam failures, and more expensive repairs if work is delayed.

**Consequences of Failure to Act (CFA):**

People in local communities are at risk when dams deteriorate and need repair. Significant benefits including habitat, recreation, fishing and downstream flood reduction may be impacted.

**Ranking Categories:** Scores should be equal to the scores on the Project Scoring Sheet (Exhibit 1A)

FCI/API (40%)	API	100	FCI	0.00	Score = (.40 x 75) =	30
SB (20%)			Actual FCI	0.00	Score = (.20 x 100) =	20
IS (20%)					Score = (.20 x 0) =	0
CFA (20%)					Score = (.20 x 100) =	20

Combined ranking factors = (.40 x API/FCI score) + (.20 x SB score) + (.20 x IS score) + (.20 x CFA score)

<b>Capital Asset Panning</b>	Exhibit 300 Analysis Required:	N	<b>Total Project Score</b>	70
VE Study:	N	Scheduled (YY)	Completed (YY)	

**Project Costs and Status**

<b>Project Cost Estimate (this PDS):</b>	\$s	%	<b>Project Funding History (entire project):</b>	\$s
Deferred Maintenance Work:	\$ 250,000	100%	Appropriated to Date	\$ 750,000
Capital Improvement Work:	\$ -	0%	Requested in FY: 2020 Budget	\$ 250,000
Total:	\$ 250,000	100%	Future Funding to Complete Project:	\$ 250,000
			Total:	\$ 1,250,000

<b>Class of Estimate:</b> A,B,C	C	<b>Planning and Design Funds:</b>	\$s
Estimate Escalated to FY: (yy):	20	Planning Funds Received in	\$ -
		Design Funds Received in	\$ -

<b>Dates:</b>	Scheduled	<b>Project Data Sheet</b>	(mm/yy)	<b>DOI Approved</b>
Construction Start/Award (QTR/YY)	01/20	Prepared/Last Update	08/18	Yes
Project Complete: (QTR/YY)	04/22			

**Annual Operation & Maintenance Costs (\$s)**

Current	Projected	Net Change
---------	-----------	------------

*US Fish and Wildlife Service*  
PROJECT DATA SHEET

Total Project Score/Ranking:	70
Planned Funding FY:	2020
Funding Source:	Construction

**Project Identification**

<b>Project Title:</b>	Nationwide Seismic Safety Investigations and Mitigation Phase I of V		
<b>Project Number</b>	2017297501	<b>Unit/FacilityName:</b>	Branch of Dam Safety
<b>Unified Region:</b>	*	<b>Congressional District:</b>	* <b>State:</b> *

**Project Justification**

DOI Asset Code	FRPP Unique Id #	API	Actual FCI	FCI-Projected
	98510	100	0.00	0.00

**Project Description (PD):**  
This project supports ongoing efforts to analyze Service buildings at risk of collapse due to an earthquake, by providing retrofit options and preliminary cost estimates to mitigate identified seismic deficiencies, and beginning to retrofit seismically deficient buildings. Previous preliminary screening level assessments have identified more than 100 Service buildings that have a significant risk of collapse in the event of an earthquake. More detailed engineering analysis of these buildings is required to identify retrofit options, develop preliminary cost estimates and subsequently implement economically feasible mitigation strategies to reduce the risk of bodily harm in the event of an earthquake.

**Scope of Benefits (SB):**  
The project supports Department Mission Area #6 – Modernizing Our Organization and Infrastructure for the Next 100 Years; Goal #3 – Prioritize DOI infrastructure needs and reduce deferred maintenance backlog; Strategy #1 –Maintain critical DOI infrastructure and facilities to ensure effective operations and service delivery.

**Investment Strategy (IS):**  
This project will evaluate risk from earthquakes and implement retrofit strategies that will result in earthquake-resistant buildings.

**Consequences of Failure to Act (CFA):**  
This project will help to ensure maximum safety of visitors and employees in the event of seismic activity, by evaluating risk and recommending mitigation strategies.

**Ranking Categories:** Scores should be equal to the scores on the Project Scoring Sheet (Exhibit 1A)

FCI/API (40%)	API	<u>100</u>	FCI	<u>0.00</u>	Score = (.40 x <u>75</u> ) =	<u>30</u>
SB (20%)			Actual FCI	<u>0.00</u>	Score = (.20 x <u>100</u> ) =	<u>20</u>
IS (20%)					Score = (.20 x <u>0</u> ) =	<u>0</u>
CFA (20%)					Score = (.20 x <u>100</u> ) =	<u>20</u>

Combined ranking factors = (.40 x API/FCI score) + (.20 x SB score) + (.20 x IS score) + (.20 x CFA score)

<b>Capital Asset Panning</b>	Exhibit 300 Analysis Required:	<u>N</u>	<b>Total Project Score</b>	70
VE Study:	Scheduled (YY)	Completed (YY)		

**Project Costs and Status**

<b>Project Cost Estimate (this PDS):</b>			<b>Project Funding History (entire project):</b>		
	\$s	%		\$s	
Deferred Maintenance Work:	\$ 200,000	100%	Appropriated to Date	\$ -	
Capital Improvement Work:	\$ -	0%	Requested in FY: 2020 Budget	\$ 200,000	
Total:	\$ 200,000	100%	Future Funding to Complete Project:	\$ 800,000	
			Total:	\$ 1,000,000	
<b>Class of Estimate:</b> A,B,C			<b>Planning and Design Funds:</b>		
Estimate Escalated to FY: (yy): C YY			Planning Funds Received in \$ -		
			Design Funds Received in \$ -		
<b>Dates:</b>			<b>Project Data Sheet</b>		<b>DOI Approved</b>
Scheduled			(mm/yy)		
Construction Start/Award (QTR/YY)	<u>01/20</u>		Prepared/Last Update	06/18	
Project Complete: (QTR/YY)	<u>04/22</u>				Yes

**Annual Operation & Maintenance Costs (\$s)**

Current	Projected	Net Change
---------	-----------	------------

*US Fish and Wildlife Service*  
PROJECT DATA SHEET

Total Project Score/Ranking:	70
Planned Funding FY:	2020
Funding Source:	Construction

**Project Identification**

<b>Project Title:</b>	Nationwide Radio Site Safety Investigations Phase III of V		
<b>Project Number</b>	2016278916	<b>Unit/FacilityName:</b>	Information Resources and Technology Management
<b>Unified Region:</b>	*	<b>Congressional District:</b>	*
		<b>State:</b>	*

**Project Justification**

DOI Asset Code	FRPP Unique Id #	API	Actual FCI	FCI-Projected
	90200		0.00	0.00

**Project Description (PD):**  
These funds will be used to perform required radio tower evaluations of Service buildings per DOI policy. Preliminary screening has identified more than 150 Service-owned and leased radio systems lacking sufficient initial safety and structural inspection. Detailed investigations are necessary, and engineering evaluations are the next required analysis to confirm the systems are safe for operational use, develop a comprehensive maintenance and repair plan, and expand options for shared use of Service, other Federal agency, or bureau tower sites. The engineering evaluations will provide technical evidence to determine risk, determine where mitigation efforts are required and provide locations where towers should be removed from operations and demolished. The project supports Department Mission Area #6 – Modernizing Our Organization and Infrastructure for the Next 100 Years; Goal #3 – Prioritize DOI infrastructure needs and reduce deferred maintenance backlog; Strategy #1 – Maintain critical DOI infrastructure and facilities to ensure effective operations and service delivery

**Scope of Benefits (SB):**  
This project supports necessary efforts to identify radio facilities conditions and risks, identify mitigation options, and develop preliminary cost estimates to reduce the risk or remove the systems from operations.

**Investment Strategy (IS):**  
The project will evaluate risk and identify retrofit strategies that will result in expanded opportunities to share radio related facilities. It will not change annual operations and maintenance costs or leverage non-DOI resources.

**Consequences of Failure to Act (CFA):**  
The Service has not yet evaluated radio facilities as required by DOI policy, leaving unknown levels of risk associated with current operations. Failure to fulfill these responsibilities could endanger the life and health of USFWS employees and visitors.

**Ranking Categories:** Scores should be equal to the scores on the Project Scoring Sheet (Exhibit 1A)

FCI/API (40%)	API	FCI	0.00	Score = (.40 x 75)	=	30
SB (20%)		Actual FCI	0.00	Score = (.20 x 100)	=	20
IS (20%)				Score = (.20 x 0)	=	0
CFA (20%)				Score = (.20 x 100)	=	20

Combined ranking factors = (.40 x API/FCI score) + (.20 x SB score) + (.20 x IS score) + (.20 x CFA score)

<b>Capital Asset Panning</b>	Exhibit 300 Analysis Required:	N	<b>Total Project Score</b>	70
VE Study:	N	Scheduled (YY)	Completed (YY)	

**Project Costs and Status**

<b>Project Cost Estimate (this PDS):</b>	\$s	%	<b>Project Funding History (entire project):</b>	\$s
Deferred Maintenance Work:	\$ 250,000	100%	Appropriated to Date	\$ 500,000
Capital Improvement Work:	\$ -	0%	Requested in FY: 2020 Budget	\$ 250,000
Total:	\$ 250,000	100%	Future Funding to Complete Project:	\$ 500,000
			Total:	\$ 1,250,000

<b>Class of Estimate:</b> A,B,C	C	<b>Planning and Design Funds:</b>	\$s
Estimate Escalated to FY: (yy):	20	Planning Funds Received in	\$ -
		Design Funds Received in	\$ -

<b>Dates:</b>	Scheduled	<b>Project Data Sheet</b>	(mm/yy)	<b>DOI Approved</b>
Construction Start/Award (QTR/YY)	01/20	Prepared/Last Update	07/18	Yes
Project Complete: (QTR/YY)	04/22			

**Annual Operation & Maintenance Costs (\$s)**

Current	Projected	Net Change
---------	-----------	------------

*US Fish and Wildlife Service*  
PROJECT DATA SHEET

Total Project Score/Ranking:	60
Planned Funding FY:	2020
Funding Source:	Construction

**Project Identification**

<b>Project Title:</b>	Repair Main Water Supply Line for Raceways		
<b>Project Number</b>	2017297511	<b>Unit/FacilityName:</b>	Chattahoochee Forest National Fish Hatchery
<b>Unified Region:</b>	South Atlantic-Gulf	<b>Congressional District:</b>	09
		<b>State:</b>	GA

**Project Justification**

DOI Asset Code	FRPP Unique Id #	API	Actual FCI	FCI-Projected
40710400	10014111	100	0.65	0.00

**Project Description (PD):**

The current main water distribution line constructed in 1965 is exhibiting signs of deterioration and substantial water escapement. The 800-foot long asbestos concrete and steel pipe provides nearly all the rearing water to the raceways. In 2017, efforts were initiated to pinpoint the leak through video examination and determine the extent of any voids that may have been developing. Multiple cracks were observed but excavation is needed to determine severity. The current pipeline will be repaired or replaced as needed, any voids or sinkholes will be repaired, and pavement and landscape returned to current condition. The asbestos concrete pipe will be demolished and handled according to applicable code and disposed of responsibly. The repaired water line will ensure adequate water is delivered to raceways that support Federal water development mitigation activities in the Southeast.

**Scope of Benefits (SB):**

This project ensures an adequate water supply to rearing units used in mitigating reimbursed Federal water development projects by repairing the only incoming water line.

**Investment Strategy (IS):**

There are no matching contributions for this project. Operating costs are not expected to change with project.

**Consequences of Failure to Act (CFA):**

Failure to address this project could lead to sudden failure and catastrophic loss of fish produced to mitigate Federal water development projects having a negative effect on the production of recreational fish in the Southeast.

**Ranking Categories:** Scores should be equal to the scores on the Project Scoring Sheet (Exhibit 1A)

FCI/API (40%)	API	<u>100</u>	FCI	<u>1.00</u>	Score = (.40 x <u>75</u> ) =	<u>30</u>
SB (20%)			Actual FCI	<u>0.65</u>	Score = (.20 x <u>100</u> ) =	<u>20</u>
IS (20%)					Score = (.20 x <u>0</u> ) =	<u>0</u>
CFA (20%)					Score = (.20 x <u>50</u> ) =	<u>10</u>

Combined ranking factors = (.40 x API/FCI score) + (.20 x SB score) + (.20 x IS score) + (.20 x CFA score)

<b>Capital Asset Panning</b>	Exhibit 300 Analysis Required:	<u>N</u>	<b>Total Project Score</b>	60
VE Study:	<u>N</u>	Scheduled (YY)	Completed (YY)	

**Project Costs and Status**

<b>Project Cost Estimate (this PDS):</b>	\$s	%	<b>Project Funding History (entire project):</b>	\$s
Deferred Maintenance Work:	\$ 816,000	100%	Appropriated to Date	\$ -
Capital Improvement Work:	\$ -	0%	Requested in FY: 2020 Budget	\$ 816,000
Total:	\$ 816,000	100%	Future Funding to Complete Project:	\$ -
			Total:	\$ 816,000
<b>Class of Estimate:</b> A,B,C	C		<b>Planning and Design Funds:</b>	\$s
Estimate Escalated to FY: (yy):	20		Planning Funds Received in	\$ -
			Design Funds Received in	\$ -
<b>Dates:</b>	Scheduled		<b>Project Data Sheet</b>	(mm/yy)
Construction Start/Award (QTR/YY)	<u>01/20</u>		Prepared/Last Update	07/18
Project Complete: (QTR/YY)	<u>04/22</u>		<b>DOI Approved</b>	Yes

**Annual Operation & Maintenance Costs (\$s)**

Current	Projected	Net Change
---------	-----------	------------

*US Fish and Wildlife Service*  
PROJECT DATA SHEET

Total Project Score/Ranking:	55
Planned Funding FY:	2020
Funding Source:	Construction

**Project Identification**

<b>Project Title:</b>	Rehabilitate Water Treatment Facilities [ic]		
<b>Project Number</b>	2011182226	<b>Unit/FacilityName:</b>	Saratoga National Fish Hatchery
<b>Unified Region:</b>	Upper Colorado	<b>Congressional District:</b>	AL
		<b>State:</b>	WY

**Project Justification**

DOI Asset Code	FRPP Unique Id #	API	Actual FCI	FCI-Projected
40710300	10024803	100	0.32	0.00

**Project Description (PD):**

Rehabilitate the water treatment system that was constructed in 1995, by replacing old drum filters, ultra violet system, water pumps, piping, packed columns, and associated items. Most of the equipment was manufactured in another country and replacement parts are expensive and difficult to obtain. The UV system is worn out and routinely needs new parts. The hatchery is in the process of filing water rights on a new spring. The added water from this spring cannot be used because the current drum filter and UV system is undersized for this additional water. The water treatment system is needed to provide water free of disease to the trout being reared at the hatchery. The hatchery supplies 2 million lake trout eggs for restoration in the Great Lakes region and 2-3 million brown trout eggs to Federally mandated waters for mitigation. This project supports fish restoration goals.

**Scope of Benefits (SB):**

Maintenance of a lake trout broodstock meets the strategic goals of the Service for restoration of imperiled species.

**Investment Strategy (IS):**

Fully utilizing new water rights for the production of fish and utilizing up to date water reuse equipment should reduce maintenance costs but will increase operations costs for utilities.

**Consequences of Failure to Act (CFA):**

Protection and utilization of water rights is essential for current lake trout egg production and any other aquatic species production in the future. Without

**Ranking Categories:** Scores should be equal to the scores on the Project Scoring Sheet (Exhibit 1A)

FCI/API (40%)	API	100	FCI	1.00	Score = (.40 x 100)	=	40
SB (20%)			Actual FCI	0.21	Score = (.20 x 50)	=	10
IS (20%)					Score = (.20 x -25)	=	-5
CFA (20%)					Score = (.20 x 50)	=	10

Combined ranking factors = (.40 x API/FCI score) + (.20 x SB score) + (.20 x IS score) + (.20 x CFA score)

<b>Capital Asset Panning</b>	Exhibit 300 Analysis Required:	N	<b>Total Project Score</b>	55
VE Study:	Scheduled (YY)	Completed (YY)		

**Project Costs and Status**

<b>Project Cost Estimate (this PDS):</b>		\$s	%	<b>Project Funding History (entire project):</b>		\$s
Deferred Maintenance Work:		\$ 644,000	100	Appropriated to Date		\$ -
Capital Improvement Work:		\$ -	0	Requested in FY: 2020	Budget	\$ 644,000
Total:		\$ 644,000	100	Future Funding to Complete Project:		\$ 458,000
				Total:		\$1,102,000
<b>Class of Estimate:</b> A,B,C		C		<b>Planning and Design Funds:</b>		\$s
Estimate Escalated to FY: (yy):		19		Planning Funds Received in		\$ -
				Design Funds Received in		\$ -
<b>Dates:</b>	Scheduled			<b>Project Data Sheet</b>	(mm/yy)	<b>DOI Approved</b>
Construction Start/Award (QTR/YY)	01/20			Prepared/Last Update	02/19	Yes
Project Complete: (QTR/YY)	04/21					

**Annual Operation & Maintenance Costs (\$s)**

Current	301	Projected	10,000	Net Change	9,699
---------	-----	-----------	--------	------------	-------

\*This project was updated from the project description included in the Department of the Interior Budget in Brief, Fiscal Year 2020.

The revised estimate now includes \$458,000 proposed as a separate phase of the project in 2021 of the FWS five-year construction plan.

**U.S. FISH AND WILDLIFE SERVICE  
LINE ITEM CONSTRUCTION FIVE YEAR PLAN -- FY 2020-2024**

Plan Fund FY	Priority	Facility or Unit Name	Project Title	State	Cong. District	DOI Score	Project Cost Information (\$000)				Remaining to be Funded (\$000)	Future Years of Funding for Other Phases	
							Total Project	Funded to Date	Budget Year Funding				
									DM	CI			Total
2020	1	Don Edwards San Francisco Bay National Wildlife Refuge	Flood Protection Levee Rehabilitation Phase II	CA	15	90	\$19,400	\$6,400	\$5,875	\$0	\$5,875	\$7,125	outside scope of plan
2020	2	Jordan River National Fish Hatchery	Rehabilitate Raceways 57-58	MI	01	70	\$500	\$0	\$500	\$0	\$500	\$0	
2020	3	Harrison Lake National Fish Hatchery	Construct Mussel Rearing Building	VA	03	70	\$558	\$0	\$0	\$558	\$558	\$0	
2020	4	Branch of Dam Safety	Dam Safety Program - Evaluations of Newly Acquired Dams Phase IV of V	*	*	70	\$1,250	\$750	\$250	\$0	\$250	\$250	2021
2020	5	Branch of Dam Safety	Nationwide Seismic Safety Investigations and Mitigation Phase I of V	*	*	70	\$1,000	\$0	\$200	\$0	\$200	\$800	2021-2024
2020	6	Information Resources & Technology Management	Nationwide Radio Site Safety Investigations Phase III of V	*	*	70	\$1,250	\$500	\$250	\$0	\$250	\$500	2021-2022
2020	7	Chattahoochee Forest National Fish Hatchery	Replace Main Drain Line for Raceways	GA	09	60	\$816	\$0	\$816	\$0	\$816	\$0	
2020	8	Saratoga National Fish Hatchery	Rehabilitate Water Treatment Facilities [ic]	WY	AL	55	\$1,102	\$0	\$644	\$0	\$644	\$458	2021
<b>Total for Fiscal Year 2020</b>											<b>\$9,093</b>		

p = planning  
d = Design  
ic = Initiate construction  
cc = Complete construction  
\* = Located in multiple Congressional Districts that are to be determined.

**U.S. FISH AND WILDLIFE SERVICE  
LINE ITEM CONSTRUCTION FIVE YEAR PLAN -- FY 2020-2024**

Plan Fund FY	Priority	Facility or Unit Name	Project Title	State	Cong. District	DOI Score	Project Cost Information (\$000)				Remaining to be Funded (\$000)	Future Years of Funding for Other Phases	
							Total Project	Funded to Date	Budget Year Funding				
									DM	CI			Total
2021	9	Bears Bluff National Fish Hatchery	Replace and Relocate Laboratory [p/d/ic]	SC	06	90	\$1,464	\$0	\$800	\$200	\$1,000	\$464	2023
2021	10	Buffalo Lake National Wildlife Refuge	Repair Umbarger Dam	TX	19	90	\$2,100	\$300	\$1,800	\$0	\$1,800	\$0	
2021	11	Makah NFH	Replace Diversion Dam and Fish Barrier Phase II of IV	WA	06	80	\$5,208	\$1,687	\$1,000	\$0	\$1,000	\$2,521	2022, outside scope of plan
2021	12	Branch of Dam Safety	Dam Safety Program - Evaluations of Newly Acquired Dams Phase V of V	*	*	70	\$1,250	\$1,000	\$250	\$0	\$250	\$0	
2021	13	Branch of Dam Safety	Nationwide Seismic Safety Investigations and Mitigation Phase II of V	*	*	70	\$1,000	\$200	\$200	\$0	\$200	\$600	2022-2024
2021	14	Information Resources & Technology Management	Nationwide Radio Site Safety Investigations Phase IV of V	*	*	70	\$1,250	\$750	\$250	\$0	\$250	\$250	2022
2021	15	Saratoga National Fish Hatchery	Rehabilitate Water Treatment Facilities [cc]	WY	AL	55	\$1,102	\$644	\$458	\$0	\$458	\$0	
2021	16	Ridgefield National Wildlife Refuge	Construct Multi-purpose Building and Public Recreational Facilities [p/d]	WA	03	50	\$6,625	\$0	\$0	\$400	\$400	\$6,225	2024
2021	17	Yukon Delta National Wildlife Refuge	Remediate and Demolish Bureau of Indian Affairs Infrastructure	AK	AL	40	\$13,925	\$1,200	\$3,675	\$0	\$3,675	\$9,050	2022-2023
2021	18	Williams Creek National Fish Hatchery	Demolish Residence 6	AZ	01	36	\$60	\$0	\$60	\$0	\$60	\$0	
<b>Total for Fiscal Year 2021</b>												<b>\$9,093</b>	

p = planning  
d = Design  
ic = Initiate construction  
cc = Complete construction  
\* = Located in multiple Congressional Districts that are to be determined.

**U.S. FISH AND WILDLIFE SERVICE  
LINE ITEM CONSTRUCTION FIVE YEAR PLAN -- FY 2020-2024**

Plan Fund FY	Priority	Facility or Unit Name	Project Title	State	Cong. District	DOI Score	Project Cost Information (\$000)				Remaining to be Funded (\$000)	Future Years of Funding for Other Phases	
							Total Project	Funded to Date	Budget Year Funding				
									DM	CI			Total
2022	19	Neosho National Fish Hatchery	Replace Feed Storage and Vehicle Storage Building	MO	07	90	\$500	\$0	\$500	\$0	\$500	\$0	
2022	20	Makah National Fish Hatchery	Replace Diversion Dam and Fish Barrier Phase III of IV	WA	06	80	\$5,208	\$2,687	\$2,063	\$0	\$2,063	\$458	outside scope of plan
2022	21	Branch of Dam Safety	Nationwide Seismic Safety Investigations and Mitigation Phase III of V	*	*	70	\$1,000	\$400	\$200	\$0	\$200	\$400	2023-2024
2022	22	Information Resources & Technology Management	Nationwide Radio Site Safety Investigations Phase V of V	*	*	70	\$1,250	\$1,000	\$250	\$0	\$250	\$0	
2022	23	Yukon Delta National Wildlife Refuge	Remediate and Demolish Bureau of Indian Affairs Infrastructure	AK	AL	40	\$13,925	\$4,875	\$6,050	\$0	\$6,050	\$3,000	2023
2022	24	Iron River National Fish Hatchery	Demolish Dilapidated Milking Barn	WI	07	40	\$30	\$0	\$30	\$0	\$30	\$0	
<b>Total for Fiscal Year 2022</b>											<b>\$9,093</b>		

p = planning  
d = Design  
ic = Initiate construction  
cc = Complete construction  
\* = Located in multiple Congressional Districts that are to be determined.



**U.S. FISH AND WILDLIFE SERVICE  
LINE ITEM CONSTRUCTION FIVE YEAR PLAN -- FY 2020-2024**

Plan Fund FY	Priority	Facility or Unit Name	Project Title	State	Cong. District	DOI Score	Project Cost Information (\$000)				Remaining to be Funded (\$000)	Future Years of Funding for Other Phases	
							Total Project	Funded to Date	Budget Year Funding				
									DM	CI			Total
2023	25	Bears Bluff National Fish Hatchery	Replace and Relocate Laboratory [cc]	SC	06	90	\$1,464	\$1,000	\$464	\$0	\$464	\$0	
2023	26	Genoa National Fish Hatchery	Construct Aeration Tower and Head Box	WI	03	80	\$1,000	\$0	\$0	\$1,000	\$1,000	\$0	
2023	27	Craig Brook National Fish Hatchery	Update Waste Water Treatment Plant For NPDES Compliance	ME	02	80	\$442	\$0	\$442	\$0	\$442	\$0	
2023	28	Branch of Dam Safety	Nationwide Seismic Safety Investigations and Mitigation Phase IV of V	*	*	70	\$1,000	\$600	\$200	\$0	\$200	\$200	2024
2023	29	Midway Atoll National Wildlife Refuge	Remove Debris and Hazardous Waste	MQ	*	70	\$8,019	\$0	\$3,225	\$0	\$3,225	\$4,794	outside scope of plan
2023	30	Alchesay National Fish Hatchery	Effluent Treatment System [ic]	AZ	01	65	\$912	\$150	\$0	\$762	\$762	\$0	
2023	31	Yukon Delta National Wildlife Refuge	Remediate and Demolish Bureau of Indian Affairs Infrastructure	AK	AL	40	\$13,925	\$10,925	\$3,000	\$0	\$3,000	\$0	
<b>Total for Fiscal Year 2023</b>											<b>\$9,093</b>		

p = planning  
d = Design  
ic = Initiate construction  
cc = Complete construction  
\* = Located in multiple Congressional Districts that are to be determined.

**U.S. FISH AND WILDLIFE SERVICE  
LINE ITEM CONSTRUCTION FIVE YEAR PLAN -- FY 2020-2024**

Plan Fund FY	Priority	Facility or Unit Name	Project Title	State	Cong. District	DOI Score	Project Cost Information (\$000)				Remaining to be Funded (\$000)	Future Years of Funding for Other Phases	
							Total Project	Funded to Date	Budget Year Funding				
									DM	CI			Total
2024	32	Creston National Fish Hatchery	Replace Raceways 12-29	MT	AL	80	\$1,400	\$0	\$1,400	\$0	\$1,400	\$0	
2024	33	Branch of Dam Safety	Nationwide Seismic Safety Investigations and Mitigation Phase V of V	*	*	70	\$1,000	\$800	\$200	\$0	\$200	\$0	
2024	34	D.D. Eisenhower National Fish Hatchery	Construct Wildlife Water Production System - Treatment Building	VT	AL	70	\$850	\$0	\$15	\$835	\$850	\$0	
2024	45	Ennis National Fish Hatchery	Construct Water Intake By-Pass	MT	AL	60	\$418	\$0	\$0	\$418	\$418	\$0	
2024	36	Ridgefield National Wildlife Refuge	Construct Multi-purpose Building and Public Recreational Facilities [cc]	WA	03	50	\$6,625	\$400	\$0	\$6,225	\$6,225	\$0	
<b>Total for Fiscal Year 2024</b>											<b>\$9,093</b>		

p = planning  
d = Design  
ic = Initiate construction  
cc = Complete construction  
\* = Located in multiple Congressional Districts that are to be determined.

# Land Acquisition





### **Appropriations Language**

*For expenses necessary to carry out chapter 2003 of title 54, United States Code, including administrative expenses, and for acquisition of land or waters, or interest therein, in accordance with statutory authority applicable to the United States Fish and Wildlife Service, \$9,864,000, to be derived from the Land and Water Conservation Fund and to remain available until expended: Provided, That none of the funds appropriated for specific land acquisition projects may be used to pay for any administrative overhead, planning or other management costs: Provided further, that of the unobligated balances available under this heading, \$5,324,000 are hereby permanently cancelled: Provided further, That no amounts may be cancelled from amounts that were designated by the Congress as an emergency requirement pursuant to a concurrent Resolution on the Budget or the Balanced Budget and Emergency Deficit Control Act of 1985.*

Note.—A full-year 2019 appropriation for this account was not enacted at the time the budget was prepared; therefore, the budget assumes this account is operating under the Continuing Appropriations Act, 2019 (Division C of P.L. 115-245, as amended). The amounts included for 2019 reflect the annualized level provided by the continuing resolution.

### **Authorizing Statutes**

*The Fish and Wildlife Act*, as amended (16 U.S.C. 742a-742j). Authorizes acquisition of additions to the National Wildlife Refuge System for the development, management, advancement, conservation, and protection of fish and wildlife resources by purchase or exchange of land and water or interests therein.

*Refuge Recreation Act*, as amended (16 U.S.C. 460-460k-4). Authorizes acquisition of areas that are adjacent to or within existing fish and wildlife Conservation Areas administered by the Department of the Interior, and suitable for (1) incidental fish and wildlife-oriented recreation development, (2) the protection of natural resources, (3) the conservation of listed, threatened, or endangered species, or (4) carrying out two or more of the above.

*Land and Water Conservation Fund Act*, as amended (16 U.S.C. 4601-4608). Authorizes appropriations to the Fish and Wildlife Service to acquire land for National Wildlife Refuges as otherwise authorized by law. Authorization of Appropriations:

*National Wildlife Refuge Administration Act* (16 U.S.C. 668dd-668ee). Establishes overall policy guidance, places restrictions on the transfer, exchange, or other disposal of refuge lands, and authorizes the Secretary to accept donations of land.

*Endangered Species Act*, as amended (16 U.S.C. 1534-1544). Authorizes the acquisition of land, waters, or interests therein for the conservation of fish, wildlife, and plants, including those that are listed as endangered or threatened species, with Land and Water Conservation Fund Act appropriations.

*Emergency Wetlands Resources Act* (P.L. 99-645; 100 Stat. 3582). Authorizes the purchase of wetlands, or interests in wetlands, consistent with the wetlands priority conservation plan established under the Act.

*Highlands Conservation Act* (P.L. 108-421). Authorizes the Secretary of the Interior to work in partnership with the Secretary of Agriculture to provide financial assistance to the Highlands States to preserve and protect high priority conservation land in the Highland region.

**U.S. Fish and Wildlife Service  
Land Acquisition**

*Justification of Fixed Costs and Internal Realignments  
(Dollars In Thousands)*

<b>Fixed Cost Changes and Projections</b>	<b>2019 Total or Change</b>	<b>2019 to 2020 Change</b>
Change in Number of Paid Days <small>This column reflects changes in pay associated with the change in the number of paid days between the CY and BY.</small>	+26	+25
Pay Raise <small>The 2020 request reflects a pay freeze for civilian employees.</small>	+34	+0
Employer Share of Federal Employee Retirement System <small>The change reflects the directed 2.3% increase in the employer contribution to the Federal Employee Retirement System.</small>	+0	+14
Departmental Working Capital Fund <small>The change reflects expected changes in the charges for centrally billed Department services and other services through the Working Capital Fund. These charges are detailed in the Budget Justification for Department Management.</small>	+0	+0
Worker's Compensation Payments <small>The amounts reflect projected changes in the costs of compensating injured employees and dependents of employees who suffer accidental deaths while on duty. Costs for the BY will reimburse the Department of Labor, Federal Employees Compensation Fund, pursuant to 5 U.S.C. 8147(b) as amended by Public Law 94-273.</small>	+0	+0
Unemployment Compensation Payments <small>The amounts reflect projected changes in the costs of unemployment compensation claims to be paid to the Department of Labor, Federal Employees Compensation Account, in the Unemployment Trust Fund, pursuant to Public Law 96-499.</small>	+0	+0
Rental Payments <small>The amounts reflect changes in the costs payable to General Services Administration (GSA) and others for office and non-office space as estimated by GSA, as well as the rental costs of other currently occupied space. These costs include building security; in the case of GSA space, these are paid to Department of Homeland Security (DHS). Costs of mandatory office relocations, i.e. relocations in cases where due to external events there is no alternative but to vacate the currently occupied space, are also included.</small>	+0	+0
Baseline Adjustments for O&M Increases <small>In accordance with space maximization efforts across the Federal Government, this adjustment captures the associated increase to baseline operations and maintenance requirements resulting from movement out of GSA or direct-leased (commercial) space and into Bureau-owned space. While the GSA portion of fixed costs will go down as a result of these moves, Bureaus often encounter an increase to baseline O&amp;M costs not otherwise captured in fixed costs. This category of funding properly adjusts the baseline fixed cost amount to maintain steady-state funding for these requirements.</small>	+0	+0

**Land Acquisition**

*Justification of Fixed Costs and Internal Realignments  
(Dollars In Thousands)*

<b>Fixed Cost Changes and Projections</b>	<b>2019 Total or Change</b>	<b>2019 to 2020 Change</b>
Change in Number of Paid Days This column reflects changes in pay associated with the change in the number of paid days between the CY and BY.	+26	+25
Pay Raise There is no pay raise for 2019 or 2020 (0.0%).	+34	+0
Employer Share of Federal Employee Retirement System The change reflects the directed 2.3% increase in the employer contribution to the Federal Employee Retirement System.	+0	+14

**Appropriation: Land Acquisition**

	2018 Actual	2019 CR Baseline	2020 Request				Change from 2019 (+/-)
			Fixed Costs (+/-)	Internal Transfers (+/-)	Program Changes (+/-)	Budget Request	
Land Acquisition Management (\$000)	12,773	12,773	+39	0	-3,286	9,526	-3,247
Land Protection Planning (\$000)	465	465	0	0	-465	0	-465
Exchanges (\$000)	1,500	1,500	0	0	-1,500	0	-1,500
Inholdings / Emergencies and Hardships (\$000)	5,351	5,351	0	0	-5,013	338	-5,013
Highlands Conservation Act (\$000)	10,000	10,000	0	0	-10,000	0	-10,000
Sportsmen and Recreational Access (\$000)	2,500	2,500	0	0	-2,500	0	-2,500
Federal Refuges/Projects (\$000)	31,250	31,250	0	0	-31,250	0	-31,250
<b>Total, Land Acquisition (\$000)</b>	<b>63,839</b>	<b>63,839</b>	<b>+39</b>	<b>0</b>	<b>-54,014</b>	<b>9,864</b>	<b>-53,975</b>
<b>FTE</b>	<b>79</b>	<b>79</b>	<b>0</b>	<b>0</b>	<b>-35</b>	<b>44</b>	<b>-35</b>
Cancellation of Prior Year Balances (\$000)	0	0	0	0	-5,324	-5,324	-5,324
<b>Total, Current and Prior Year (\$000)</b>	<b>63,839</b>	<b>63,839</b>	<b>+39</b>	<b>0</b>	<b>-54,014</b>	<b>4,540</b>	<b>-53,975</b>
<b>FTE</b>	<b>79</b>	<b>79</b>	<b>0</b>	<b>0</b>	<b>-35</b>	<b>44</b>	<b>-35</b>

**Summary of 2020 Program Changes for Land Acquisition**

Request Component	(\$000)	FTE
• Land Protection Planning	-465	-3
• Exchanges	-1,500	-12
• Sportsmen and Recreational Access	-2,500	0
• Land Acquisition Management	-3,286	-19
• Inholdings/Emergencies and Hardships	-5,013	0
• Highlands Conservation Act	-10,000	-1
• Land Acquisition Projects	-31,250	0
<b>Program Changes</b>	<b>-54,014</b>	<b>-35</b>

**Program Overview**

The Land and Water Conservation Fund (LWCF) was established by Congress in 1964 to fulfill a bipartisan commitment to safeguard our natural areas, water resources, and cultural heritage, and to provide recreation opportunities to all Americans. The fund invests revenues from offshore oil and gas leasing to help strengthen communities, preserve our history, and protect important fish, wildlife, and plant habitats. Acquired lands and waters become part of the National Wildlife Refuge System (NWRS) or National Fish Hatchery System (NFHS). When acquired in fee title, these lands and waters provide the public opportunities to hunt, fish, observe and photograph wildlife, and enjoy environmental education and interpretation.



The Service purchases the minimum interest in land that is necessary to meet the Service's conservation mission. Therefore, if conservation easements will meet biological objectives, then typically the Service will pursue those rather than buying the land in fee.

Each new refuge in the National Wildlife Refuge System is strategically planned to give migrating birds safe havens on their journeys, provide fish with clean waters, and ensure that our children and grandchildren have wild places to explore. The Service's Strategic Growth Policy directs the Service to focus on acquiring lands and waters that support three conservation priorities: 1) Recovery of threatened and endangered species; 2) Implementing the North American Waterfowl Management Plan; and 3) Conserving migratory birds of conservation concern.



*A landowner and FWS staff discuss the benefits of a conservation easement to the ranch and to the tallgrass prairie ecosystem. Grazing of domestic livestock mimics the effects of grazing historic bison herds. Credit: Emily Fischer, USFWS.*

Using these three priorities, a Service interdisciplinary team developed the Targeted Resource Acquisition Comparison Tool (TRACT). The TRACT provides a biological, science-based, transparent process for evaluating proposed Refuge System land acquisitions based on each of these three conservation priorities. The TRACT does not assign weights to the three priorities and does not produce a single numerical ranking that combines all of the Service's priorities. The TRACT's rankings are instead intended to provide decision makers with an objective analysis that is grounded in the best available science; it is a decision support tool to inform the decision maker, but does not make the decision. Consideration is also given to how an acquisition supports DOI and Service goals to provide connectivity of wildlife corridors and to increase public recreational opportunities, especially near urban areas.

The Service acquires land and interests in land from willing sellers only. For every project for which the Service requests LWCF funding, the Service has an approved Land Protection Plan and has completed the required National Environmental Policy Act review process.

### **Land Acquisition Management**

This activity supports efforts directly related to the acquisition of lands within approved acquisition boundaries of the National Wildlife Refuge System. The funding supports all costs for staff and the administration, implementation, coordination, and evaluation of the Service's Federal land acquisition program in our Headquarters, Regional, and field offices. The land acquisition staff maintains the maps and property records for Service-managed lands, and prepares right-of-way permits for oil, gas, and other pipelines, electrical transmission lines, and other infrastructure. This budget activity also includes approximately \$2 million for the land acquisition program's share of Service-wide infrastructure needs and assessments, including leased space and information technology investments. Land acquisition management also funds contract boundary surveys, title work, and appraisals when the specific project appropriation is insufficient to fund these costs in addition to land costs.

Land acquisition staff provides specialized support for several realty-based functions, including:

- Working with willing sellers, from initial explanations of Federal acquisition options to the final acquisition, including processing and accepting donations;

- Preparing right-of-way permits for oil and gas and other pipelines, electrical transmission lines, telecommunications, and other infrastructure that crosses Service-managed lands;
- Developing and maintaining tools that inform the decision-making process;
- Working collaboratively with States, local governments, landowners, non-governmental organizations, and other land management agencies to acquire land for wildlife corridors and public recreation;
- Creating, maintaining, and updating geospatial data, and property records for Service-managed lands. This supports the Service's GIS/mapping capacity for land use and the Service's contributions to the Protected Areas Database of the United States (PAD-US), which is a single, continuously updated geospatial database/official national inventory of federal and state protected areas. PAD-US includes all conservation areas managed by Federal and State agencies; conservation areas owned by nonprofits; and private lands protected by conservation easements. PAD-US serves many users, and is developed through partnerships with States, Federal agencies, and non-profit organizations;
- Preparing responses to information requests from a variety of sources; and
- Providing land surveying services to resolve encroachment and other boundary issues.



*The Service acquired through donation a public hiking trail easement over 0.7 acres for Ridgefield NWR. The easement connects to a popular hiking trail and provides an additional 0.17 miles of trail through wetlands and upland forests. Credit: Charlie Parrott, USFWS.*

### **Inholdings / Emergencies and Hardships**

The Service uses funding in this activity to expedite purchases of smaller tracts of land from willing sellers for three categories: inholdings, emergencies, and hardships. The Service defines any land within an approved acquisition boundary as an inholding. The Service frequently uses funding for inholdings to purchase lands that connect with private- or State-conserved lands, to create larger contiguous blocks of protected wildlife habitat and to expand public recreational opportunities. The Service also uses funding for inholdings to acquire small tracts of land when doing so will improve refuge management effectiveness or efficiency, eliminate a costly management problem, or provide or expand public access to existing refuge lands for hunting, fishing, and other compatible wildlife-dependent recreation. An emergency that may be best addressed with land acquisition from a willing seller could be a proposed development or a conversion to other uses that would result in the permanent loss of wildlife habitat. Funding is also used to purchase lands when the owner is experiencing financial



*The Service acquired 581 acres for Mortenson Lake NWR, Wyoming, to help recovery of the Federally-listed endangered Wyoming Toad (*Bufo baxteri*). The toad needs open areas along lakeshores, and the Service uses grazing to maintain these open areas.*

*Credit: Sarah Armstrong, USFWS.*

hardship and must quickly sell his or her land that is within an approved refuge acquisition boundary. This funding allows the Service to capitalize on emergent opportunities to conserve fish and wildlife habitat and to be a good neighbor to local landowners.

#### *Use of Residual LWCF Funds*

Federal land acquisition projects sometimes have small amounts of funds remaining after land has been acquired. These residual funds are insufficient to acquire additional land. The Service reallocates residual project funds of less than \$50,000 to the Inholdings / Emergencies and Hardships line item to be used to protect other lands that do not have project funding. This shift enables the Service to acquire valuable wildlife habitat within approved refuge acquisition boundaries that becomes available for acquisition between appropriations cycles.

### **Justification of 2020 Program Changes**

---

The 2020 budget request for Land Acquisition is \$9,864,000 and 44 FTE, a program change of -\$54,014,000 and -35 FTE from the 2019 CR Baseline. The budget request proposes cancelling \$5,324,000 of prior year Land Acquisition unobligated balances.

#### **Land Protection Planning (-\$465,000/-3 FTE)**

No funding is being proposed for this program in FY 2020, so that the Service can support higher priorities.

#### **Exchanges (-\$1,500,000/-12 FTE)**

No funding is being proposed for this program in FY 2020, so that the Service can support higher priorities.

#### **Sportsmen and Recreational Access (-\$2,500,000/+0 FTE)**

No funding is being proposed for this program in FY 2020, so that the Service can support higher priorities.

#### **Land Acquisition Management (-\$3,286,000/-19 FTE)**

The Service will continue to prioritize land acquisition activities such as acquiring inholdings that provide connectivity for public recreation and wildlife corridors and previously funded acquisitions; streamlining the process for obtaining right-of-way permits; updating maps and geospatial data; and resolving encroachment and other boundary issues.

#### **Inholdings, Emergencies, and Hardships (-\$5,013,000/+0 FTE)**

The Service is requesting \$338,000 for the inholdings, emergencies, and hardships program. The Service will use the requested funding to acquire tracts that provide connectivity for public access and for wildlife corridors.

#### **Highlands Conservation Act (-\$10,000,000/-1 FTE)**

No funding is being proposed for this program in FY 2020, so that the Service can support higher priorities.

#### **Land Acquisition Projects (-\$31,250,000/+0 FTE)**

No funding is being proposed for this program in FY 2020, so that the Service can support higher priorities.

This page intentionally left blank.

# National Wildlife Refuge Fund





### **Appropriations Language**

The budget proposes to eliminate discretionary funding for this program. Therefore, appropriations language is not necessary.

Note.—A full-year 2019 appropriation for this account was not enacted at the time the budget was prepared; therefore, the budget assumes this account is operating under the Further Continuing Appropriations Act, 2019 (P.L. 116–5). The amounts included for 2019 reflect the annualized level provided by the continuing resolution.

### **Authorizing Statutes**

***Refuge Revenue Sharing Act*** (16 U.S.C. 715s). Authorizes payments to be made to offset tax losses to counties in which Service fee and withdrawn public domain lands are located.

***Alaska National Interest Lands Conservation Act (ANILCA) Sections 1002 and 1008*** (16 U.S.C. 3142 and 3148). These sections address the procedures for permitting oil and gas leases on the Arctic National Wildlife Refuge coastal plain (Section 1002) and other non-North Slope Federal lands in Alaska (Section 1008).



**Appropriation: National Wildlife Refuge Fund**

		2018 Actual	2019 Estimate	2020			Budget Request	Change from 2019 (+/-)
				Fixed Costs (+/-)	Internal Transfers (+/-)	Program Changes (+/-)		
Appropriations	(\$000)	13,228	13,228	0	0	-13,228	0	-13,228
Receipts*	(\$000)	9,415	8,132	0	0	+364	8,496	+364
<b>Total, National Wildlife Refuge Fund</b>	<b>(\$000)</b> <b>FTE</b>	<b>22,643</b> <b>3</b>	<b>21,360</b> <b>3</b>	<b>0</b> <b>0</b>	<b>0</b> <b>0</b>	<b>-12,864</b> <b>0</b>	<b>8,496</b> <b>3</b>	<b>-12,864</b> <b>0</b>

\*The amount presented in 2018 and 2019 includes the sequestration in accordance with Sec. 251(a) of the Balanced Budget and Emergency Deficit Control Act, 2 U.S.C 901(a). In addition, the amounts in 2018, 2019, and 2020 include amounts previously sequestered, which are now available in accordance with said Act.

**Summary of 2020 Program Changes for National Wildlife Refuge Fund**

Request Component	(\$000)	FTE
• Appropriations	-13,228	0
<b>TOTAL Program Changes</b>	<b>-13,228</b>	<b>0</b>

**Program Overview**

The purpose of the Refuge Revenue Sharing Act is to share revenues derived from refuge lands with counties and other units of local government to compensate for lost tax revenues from Federal land acquisitions. The Act authorizes revenues and direct appropriations to be deposited into a special fund, the National Wildlife Refuge Fund (NWRF), and used for payments to counties in which lands are acquired in fee (fee land) or reserved from the public domain (reserved land) and managed by the Service for fish and wildlife purposes, minus any associated costs. These revenues are typically between six and eight million dollars each year, and are derived from the sale or disposition of products (e.g., timber and gravel); other privileges (e.g., rights-of-way and grazing permits); and/or leases for public accommodations or facilities (e.g., oil and gas exploration and development) incidental to, and not in conflict with, refuge purposes.

The Act authorizes payments for Service-managed fee lands based on a formula that entitles counties to whichever is the highest of the following amounts: 1) 25 percent of the net receipts; 2) 3/4 of 1 percent of the fair market value of the land; or 3) 75 cents per acre.

The refuge revenue sharing payments made on lands reserved from the public domain and administered by the Service are always 25 percent of the net receipts collected from the reserved land in the county. If no receipts are collected, there is no revenue sharing payment. However, the Department of the Interior makes Payments in Lieu of Taxes (PILT) (31 U.S.C. 6901-6907) on all public domain lands, including Service-reserved lands. The Service reports to the Department annually on all Service reserved land acres and the revenue sharing amounts already paid on those acres. The Department then calculates the PILT



*Oil and gas revenues from reserved lands are deposited into the U.S. General Treasury. Oil and gas revenues from fee lands are deposited in the National Wildlife Refuge Fund to be shared with counties and other units of local government. Credit: Pedro Ramirez, Jr., USFWS.*



amounts, subtracts the amounts the Service has already paid, and makes the PILT payments to the local governments.

The Alaska National Interest Lands Conservation Act (ANILCA) addresses procedures for oil and gas leasing on non-North Slope Federal lands in Alaska and for transportation and utility systems in and across the Alaska conservation system units. Applicants pay the costs to process applications or administer permits relating to utility and transportation systems or seismic exploration. These payments directly reimburse the Service for its management costs.

**Justification of 2020 Program Changes**

**Discretionary Appropriations (-\$13,228,000/ +0 FTE)**

The Service is not requesting funding for the appropriated (discretionary) portion of the National Wildlife Refuge Fund in order to support higher priorities. This Fund was intended to compensate communities for lost tax revenue from Federal land acquisitions, but fails to take into account the economic benefits refuges provide to communities.

Mandatory Receipts: The 2020 estimate for National Wildlife Refuge Fund revenue is \$8,496,000. The Refuge Revenue Sharing Act authorizes the Service to deduct certain expenses incurred in connection with revenue producing activities. The table below shows how the Service derives the funding amount available for payments to counties and other units of local government.

<i>(Dollars in Thousands)</i>				
<b>National Wildlife Refuge Fund</b>	<b>2018 Actual</b>	<b>2019 Estimate</b>	<b>2020 Estimate</b>	<b>Program Change (+/-)</b>
<b>Receipts / Expenses</b>				
Receipts Collected	9,814	8,000	8,000	0
Sequestration*	-628	-496	0	+496
Recoveries	23	100	100	0
Expenses for Sales	-2,127	-2,514	-2,514	0
ANILCA Expenses	-10	-50	-50	0
Estimated User-Pay Cost Share	-58	-60	-60	0
<b>Net Receipts</b>				
Available during the following year	7,014	4,980	5,476	+496
<b>Payments to Counties</b>				
Receipts Available - collected previous year		7,014	4,980	-2,034
Sequestration Restored		628	496	-132
Appropriations		13,228	0	-13,228
<b>Total Available for Payments to Counties</b>		<b>20,870</b>	<b>5,476</b>	<b>-15,394</b>

\*2020 amount assumes no sequestration.



*Revenues from grazing permits, timber sales, and other activities are deposited in the National Wildlife Refuge Fund to be shared with counties and other units of local government.*

*Above: Thinning forests at Little Pend Oreille NWR, Washington.*

*Right: Cattle grazing at Red Rock Lakes NWR, Montana.*



# Cooperative Endangered Species Conservation Fund



**Appropriations Language**

*Of the unobligated balances available under this heading, \$31,008,000 are hereby permanently cancelled. Provided, That no amounts may be cancelled from amounts that were designated by the Congress as an emergency requirement pursuant to a concurrent Resolution on the Budget or the Balanced Budget and Emergency Deficit Control Act of 1985.*

Note.—A full-year 2019 appropriation for this account was not enacted at the time the budget was prepared; therefore, the budget assumes this account is operating under the Continuing Appropriations Act, 2019 (Division C of P.L. 115-245, as amended). The amounts included for 2019 reflect the annualized level provided by the Continuing Resolution.

**Authorizing Statute**

***Endangered Species Act of 1973***, as amended, (16 U.S.C. 1531 *et seq.*). Prohibits the import, export, or taking of fish and wildlife and plants that are listed as threatened or endangered species; provides for adding species to and removing them from the list of threatened and endangered species, and for preparing and implementing plans for their recovery; provides for interagency cooperation to avoid take of listed species and for issuing permits for otherwise prohibited activities; and implements the provisions of the *Convention on International Trade in Endangered Species of Wild Flora and Fauna* (CITES).

**Appropriation: Cooperative Endangered Species Conservation Fund**

	2018 Actual	2019 Estimate	2020				Change from 2019 (+/-)
			Fixed Costs (+/-)	Internal Transfers (+/-)	Program Changes (+/-)	Budget Request	
Conservation Grants (\$000)	12,508	12,508	0	0	-12,508	0	-12,508
Habitat Conservation Planning Assistance Grants (\$000)	7,485	7,485	0	0	-7,485	0	-7,485
Species Recovery Land Acquisition (\$000)	11,162	11,162	0	0	-11,162	0	-11,162
HCP Land Acquisition Grants to States (\$000)	19,638	19,638	0	0	-19,638	0	-19,638
Administration (\$000)	2,702	2,702	0	0	-2,702	0	-2,702
<b>Total Current Year Appropriated Funds</b> FTE	<b>53,495</b>	<b>53,495</b>	<b>0</b>	<b>0</b>	<b>-53,495</b>	<b>0</b>	<b>-53,495</b>
Cancellation of Prior Year Balances						-31,008	
<b>Total Current Year and Prior Year</b> (\$000)	<b>53,495</b>	<b>53,495</b>	<b>0</b>	<b>0</b>	<b>-53,495</b>	<b>-31,008</b>	<b>-84,503</b>
	<b>13</b>	<b>13</b>	<b>0</b>	<b>0</b>	<b>-13</b>	<b>0</b>	<b>-13</b>
Mandatory – Unavailable Receipts** (\$000)	74,695	69,654			+1,896	71,550	+1,896

\*\* Amounts shown reflect an annual deposit of an amount equal to 5 percent of total Federal Aid/Sport Fish and Lacey Act violation collections above \$500,000 into this Special Fund. The Special Fund amounts are not available in the fiscal year in which they are collected, but are available for subsequent appropriation to the CESCOF.

**Summary of 2020 Program Changes for Cooperative Endangered Species Conservation Fund**

Request Component	(\$000)	FTE
• Conservation Grants	-12,508	0
• HCP Planning Assistance Grants	-7,485	0
• Species Recovery Land Acquisition Grants	-11,162	0
• HCP Land Acquisition Grants	-19,638	0
• Administration	-2,702	-13
<b>Program Changes</b>	<b>-53,495</b>	<b>-13</b>

**Program Overview**

The Cooperative Endangered Species Conservation Fund (CESCF; Section 6 of the ESA), administered by the Service's Ecological Services program, provides grant funding to States and Territories for species and habitat conservation actions on non-Federal lands, including habitat acquisition, conservation planning, habitat restoration, status surveys, captive propagation and reintroduction, research, and education.

**Justification of 2020 Program Changes****Cooperative Endangered Species Conservation Fund (-\$53,495,000/-13 FTE)**

The Service is not requesting funding for these activities in order to support higher priorities. The budget request proposes cancelling \$31,008,000 of prior year CESCOF funding.

# North American Wetlands Conservation Fund







### **Appropriations Language**

*For expenses necessary to carry out the provisions of the North American Wetlands Conservation Act (16 U.S.C. 4401 et seq.), \$40,000,000 to remain available until expended.*

Note.—A full-year 2019 appropriation for this account was not enacted at the time the budget was prepared; therefore, the budget assumes this account is operating under the Continuing Appropriations Act, 2019 (Division C of P.L. 115-245, as amended). The amounts included for 2019 reflect the annualized level provided by the continuing resolution.

### **Authorizing Statutes**

***North American Wetlands Conservation Act of 1989***, (16 U.S.C. 4401-4414). Section 4406 of the Act (NAWCA) authorizes fines, penalties, and forfeitures from violations of the *Migratory Bird Treaty Act* to be made available for wetlands conservation projects. Section 4407 authorizes interest on excise taxes for hunting equipment deposited for wetlands conservation grants and costs for administering this grant program. Such amounts have been permanently appropriated as provided in Public Law 103-138. The Act authorizes appropriations to be used to encourage partnerships among public agencies and other interests to protect, enhance, restore, and manage wetland ecosystems and other habitats for migratory birds and other fish and wildlife; to maintain current or improved distributions of migratory bird populations; and to sustain an abundance of waterfowl and other migratory birds consistent with goals of the North American Waterfowl Management Plan and international obligations with other countries.

***Coastal Wetlands Planning, Protection and Restoration Act***, (16 U.S.C. 3951-3956). Establishes the National Coastal Wetlands Planning, Protection and Restoration Program within the Sport Fish Restoration Account for projects authorized by NAWCA in coastal States.

***Aquatic Resources Trust Fund***, (26 U.S.C. 9504). Authorizes appropriations from the Sport Fish Restoration Account to carry out the *Coastal Wetlands Planning, Protection and Restoration Act*.

**Appropriation: North American Wetlands Conservation Fund**  
**Activity: North American Wetlands Conservation Fund**

		2018 Actual	2019 Estimate	2020			Change from 2019 (+/-)	
				Fixed Costs (+/-)	Internal Transfer s (+/-)	Program Changes (+/-)		Budget Request
<b><u>Appropriations:</u></b>								
North American Wetlands Conservation Fund (\$000)		40,000	40,000	0	0	0	40,000	0
<b><u>Receipts</u></b>								
<b><u>(Mandatory):</u></b>								
Migratory Bird Treaty Act Fines (\$000)		11,496	15,289	0	0	-14,589	700	-14,589
<b>Total, North American Wetlands Conservation Fund</b>	<b>(\$000)</b>	<b>51,496</b>	<b>55,289</b>	<b>0</b>	<b>0</b>	<b>-14,589</b>	<b>40,700</b>	<b>-14,589</b>
	<b>FTE</b>	<b>9</b>	<b>9</b>	<b>0</b>	<b>0</b>	<b>0</b>	<b>9</b>	<b>0</b>

\* The amounts presented in 2018 and 2019 include the sequestration in accordance with Sec. 251A of the BBDECA, 2 U.S.C 901a. In addition, the amounts in 2018, 2019, and 2020 include amounts previously sequestered which are now available in accordance with said Act.

**Program Overview**

Since 1990, the North American Wetlands Conservation Act (NAWCA) has supported partnerships that protect, enhance, and restore habitat for wetland-dependent birds and other wildlife—from the boreal forest of Canada, to the Mississippi delta, to the mangroves of Mexico, and from coast to coast. Through NAWCA, Federal funds are typically leveraged at twice the legally required 1:1 non-Federal match-to-grant ratio supporting projects that not only provide significant conservation of North America’s highly-valued waterfowl resource, but also:

- Sustain hunting and fishing by increasing both the quality and quantity of opportunities for outdoor recreation.
- Promote flood control, recharge groundwater stores, and improve water quality for local communities.
- Support the recovery of endangered and threatened species.
- Help implement the North American Waterfowl Management Plan and other national and international bird conservation plans.
- Achieve the Department’s and Service’s long-term goal of supporting healthy and sustainable migratory bird populations.

Partners in NAWCA projects include private landowners, States, local governments, conservation organizations, national and local sportsmen’s groups, Tribes, trusts, and corporations.

**Investments that Matter**

NAWCA funds are invested in thousands of public-private partnerships that protect and improve the health and integrity of wetland-dominated landscapes across North America. These habitats are critically important for sustaining North American waterfowl populations and a diversity of native fish and wildlife species. NAWCA-funded projects also improve hydrologic functions in and around project areas, benefiting nearby human communities and industry.

Project proposals and grantees undergo a rigorous review process to ensure they comply with the purposes of the Act and financial assistance requirements. Once grant funding is awarded, the Service monitors projects to confirm that project objectives are met and to ensure regulatory compliance. This oversight promotes the successful implementation of strategic, long-term habitat conservation and ensures program accountability.

Through FY 2018, the NAWCA program supported over 2,800 projects in 50 U.S. States, Puerto Rico, the U.S. Virgin Islands, 13 Canadian provinces and territories, and 31 Mexican States. The Service has helped nearly 6,000 partners conserve 31.3 million acres.

**NAWCA GRANT PROJECT ACCOMPLISHMENTS 1991-2018**

Country	Protected Acres	Enhanced, Restored, and Created Acres	Number of Projects
Canada	14,930,457	*3,355,344	562
Mexico	2,329,102	1,672,962	312
U.S.	4,785,748	4,266,501	1,949
<b>All Countries</b>	<b>22,045,307</b>	<b>9,294,807</b>	<b>2,823</b>

Acres represent total proposed acres approved for funding in the U.S., Canada, and Mexico through FY 2018. Some acres are included in both "Protected" and "Enhanced, Restored, and Created" due to multiple activities occurring on the same properties. Additionally, some protection is not perpetual. Therefore, the two categories should not be added to demonstrate total acres affected over the life of the program.

\* This figure includes 413,910 acres of moist soil management completed prior to 1998.

**Supporting Service-Wide Priorities**

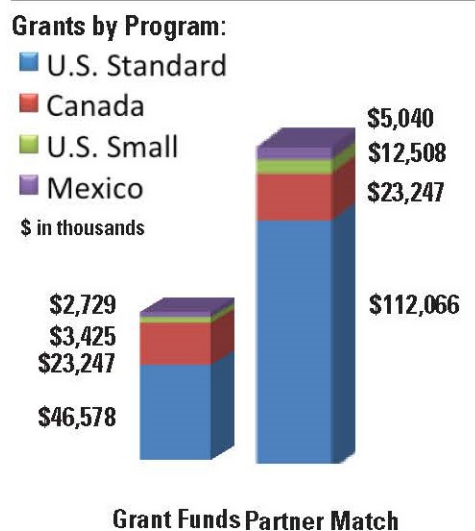
- NAWCA is a critical funding source for migratory bird habitat conservation; additionally, these funds contribute to the conservation of other wetland-dependent species and support national and international conservation priorities. NAWCA-supported projects complement Service conservation efforts through the Migratory Bird Treaty Act, Endangered Species Act, National Wildlife Refuge System, and other programs.
- NAWCA supports the Service’s mission to ensure the conservation of wildlife for the benefit and enjoyment of all Americans, providing funding to projects that enrich and increase outdoor recreational opportunities such as hunting, fishing, hiking, and bird-watching.
- NAWCA depends on partnerships with public and private stakeholders to design and execute wetlands conservation projects.
- The NAWCA grant program also complements conservation actions of other Federal agencies, including the National Park Service, U.S. Forest Service, Department of Agriculture, and Department of Defense.

**Justification of 2020 Program Changes**

The 2020 budget request for the North American Wetlands Conservation Fund is \$40,000,000 and 9 FTE.

Mandatory Receipts – Receipts are derived from court-imposed fines for violations of the Migratory Bird Treaty Act and vary greatly from year to year. The FY 2020 estimate is \$700,000 for this account, which reflects a significant decrease from previous years because FY 2019 was the last year in which the Service received fine monies from the Deepwater Horizon settlement.

**2018 Grants**



## 2020 Program Activities and Performance

---

- Process and issue NAWCA grants that support waterfowl and wetland habitat conservation.



*NAWCA-funded enhancement at Rockefeller state refuge in Louisiana. Credit: John Hoffman, Ducks Unlimited*

# Multinational Species Conservation Fund







### **Appropriations Language**

*For expenses necessary to carry out the African Elephant Conservation Act of 1989 (16 U.S.C. 4201 et seq.), the Asian Elephant Conservation Act of 1997 (16 U.S.C. 4261 et seq.), the Rhinoceros and Tiger Conservation Act of 1994 (16 U.S.C. 5301 et seq.), the Great Ape Conservation Act of 2000 (16 U.S.C. 6301 et seq.), and the Marine Turtle Conservation Act of 2004 (16 U.S.C. 6601 et seq.), \$6,000,000, to remain available until expended.*

Note.— A full-year 2019 appropriation for this account was not enacted at the time the budget was prepared; therefore, the budget assumes this account is operating under the Continuing Appropriations Act, 2019 (Division C of P.L. 115–245, as amended). The amounts included for 2019 reflect the annualized level provided by the continuing resolution.

### **Authorizing Statutes**

***African Elephant Conservation Act***, (16 U.S.C. 4201-4203, 4211-4214, 4221-4225, 4241-4246, 1538). Authorizes funding for approved projects for research, conservation, management and protection of African elephants and their habitats, and combating ivory trafficking. The Act authorizes prohibitions against the sale, importation, and exportation of illegally obtained ivory derived from African elephants. Authorization of Appropriations: Expired September 30, 2012.

***Asian Elephant Conservation Act***, (16 U.S.C. 4261-4266, 1538). Authorizes financial assistance for the conservation and protection of wild Asian elephants and their habitats. Authorization of Appropriations: Expired September 30, 2012.

***Rhinoceros and Tiger Conservation Act***, (16 U.S.C. 5301-5306, 1538). Authorizes funding to assist in the conservation of rhinoceroses and tigers in Asia and Africa, and combating trafficking of parts. Prohibits the sale, importation, and exportation of products derived from any species of rhinoceros or tiger. Authorization of Appropriations: Expired September 30, 2012.

***Great Ape Conservation Act***, (16 U.S.C. 6301-6305, 1538). Authorizes financial assistance for the conservation of great apes within their ranges in Africa and Asia. Authorization of Appropriations: Expired September 30, 2010.

***Marine Turtle Conservation Act***, (16 U.S.C. 6601-6607). Authorizes financial assistance for the conservation of marine turtles and their nesting habitats, and addresses other threats to marine turtles, such as stopping mortality due to bycatch. Authorization of Appropriations: Expired September 30, 2009.

***Multinational Species Conservation Funds Semipostal Stamp Act***, (39 U.S.C. 416 note) as amended. Requires the United States Postal Service to issue and sell a Multinational Species Conservation Funds Semipostal Stamp. The stamp was to be made available to the public for at least six years, a period which has since expired. The proceeds from stamp sales are divided equally among the existing Multinational Species Conservation Funds and are used to help fund priority activities supported by those Funds. By law, the proceeds cannot affect or influence the disposition of discretionary appropriations.

**Appropriation: Multinational Species Conservation Fund**

	2018 Actual	2019 CR Estimate	2020				Change from 2019 (+/-)
			Fixed Costs (+/-)	Internal Transfers (+/-)	Program Changes (+/-)	Budget Request	
African Elephant Conservation Fund (\$000)	2,582	2,582	0	0	-1,181	1,401	-1,181
Asian Elephant Conservation Fund (\$000)	1,557	1,557	0	0	-712	845	-712
Rhinoceros and Tiger Conservation Fund (\$000)	3,440	3,440	0	0	-1,575	1,865	-1,575
Great Ape Conservation Fund (\$000)	1,975	1,975	0	0	-904	1,071	-904
Marine Turtle Conservation Fund (\$000)	1,507	1,507	0	0	-689	818	-689
<b>Total, Multinational Species Conservation Fund</b> (\$000)	<b>11,061</b>	<b>11,061</b>	<b>0</b>	<b>0</b>	<b>-5,061</b>	<b>6,000</b>	<b>-5,061</b>
<b>FTE</b>	<b>3</b>	<b>3</b>	<b>0</b>	<b>0</b>	<b>0</b>	<b>3</b>	<b>0</b>

**Summary of 2020 Program Changes for Multinational Species Conservation Fund**

Request Component	(\$000)	FTE
• Multinational Species Conservation Fund	-5,061	0
<b>Program Changes</b>	<b>-5,061</b>	<b>0</b>

**Program Mission**

To provide technical and financial assistance to local communities, wildlife authorities, and non-governmental organizations in developing countries for on-the-ground conservation work to protect elephants, rhinoceroses, tigers, great apes, and marine turtles.

**Program Overview**

Elephants, rhinoceroses, tigers, great apes, and marine turtles are among the world’s most recognized and beloved animals. Yet, these iconic species face severe threats and some even teeter on the brink of extinction due to poaching, habitat loss, and wildlife trafficking. Key populations of these species are found in developing countries where these threats are compounded by political instability, expanding human populations, and a severe lack of funding and capacity for conservation.

The Multinational Species Conservation Funds (MSCFs) were authorized through five Congressional Acts to provide critical technical and financial assistance to local communities, government agencies, and non-government organizations that are working to protect and safeguard the future of wildlife. Through this support, the Service assists foreign countries to sustainably manage their wildlife populations and attract substantial leveraged or matched funding, while also building considerable good will toward the United States. From 2013 to 2017, the MSCFs provided more than \$47 million in appropriated funds through grants and cooperative agreements for on-the-ground conservation and leveraged nearly \$92 million in additional matching dollars. Since the Program’s inception, the MSCFs have engaged nearly 600 domestic and foreign



partners in over 54 foreign countries. The provision of financial assistance to protect these priority species helps to ensure the U.S. restores trust outside our borders and creates a conservation stewardship legacy on behalf of the American people.

The MSCF project selection is highly competitive and enables the Service to direct assistance to key populations and the most urgently needed activities. Priority activities include establishing protected areas; monitoring wildlife populations; improving law enforcement and prosecution to stop wildlife trafficking; reducing consumer demand for illegal wildlife products; and providing vital infrastructure, training, and equipment to effectively manage protected areas. Several of the species covered by the MSCFs, including rhinoceroses, tigers and African elephants, are under unprecedented pressure due to poaching and wildlife trafficking. These programs provide emergency support to quickly and effectively respond to escalating threats.

### **African Elephant Conservation Fund**

Poaching of African elephants has reached crisis levels with an estimated 20,000-30,000 elephants illegally killed per year. The African Elephant Conservation Fund provides critical support to curb this poaching epidemic; to combat trafficking of ivory, elephant meat, and other illegal elephant products; and to reduce the demand for these products. In 2018, these funds supported essential frontline protection in elephant habitat in West, Central, East and Southern Africa; sponsored technological innovations to better detect and intercept ivory in transit; and supported the installation of modern management systems for seized ivory in range states.



*An estimated 20,000-30,000 elephants are illegally killed each year. Credit: Joe Milmoe/USFWS*

### **Rhinoceros and Tiger Conservation Fund (RTCF)**



*Tiger at Ranthambore National Park.  
Credit: Chandru Fotografia/Creative Commons*

Rhinoceros poaching has skyrocketed in less than a decade, from 13 animals poached in South Africa in 2007 to more than 1,000 poached per year every year since 2013.<sup>1</sup> In the last 100 years, wild tiger populations have been reduced by 97% due to poaching, habitat loss, and human wildlife conflict. The Rhinoceros and Tiger Conservation Fund, which supports wildlife conservation in both Asia and Africa, has been essential in responding to this crisis while also addressing other critical threats facing rhinos and tigers. Program activities aim to protect existing populations; to restore animals to their original habitat; and to combat trafficking of tiger skins, bones, live animals, and rhino horn and other rhino products.

<sup>1</sup> Poaching Statistics. (2016). Retrieved from [https://www.savetherhino.org/rhino\\_info/poaching\\_statistics](https://www.savetherhino.org/rhino_info/poaching_statistics).



*The ASECF is the key source of funding for Asian elephants in range states. Credit: Cory Brown/USFWS*

**Asian Elephant Conservation Fund**

Large herds of elephants once roamed freely throughout Asia’s forests and grasslands. Today, wild population estimates range from 30,000 to 50,000 individuals, with continued declines caused primarily by habitat loss, human-elephant conflict, and poaching. The Asian Elephant Conservation Fund is the key source of funding for activities addressing the major threats to wild Asian elephant populations within range states. Program activities include law enforcement training and monitoring,

public education campaigns

via television and radio programming, forest ranger and patrol training, research on population dynamics, human-elephant conflict mitigation, strengthening counter-wildlife-trafficking efforts, wildlife veterinary capacity building, and promotion of elephant-centric land-use planning

**Great Ape Conservation Fund**

The great apes, highly intelligent beings and humans’ closest living relatives, are under extreme threat. Their slow rate of reproduction makes their populations less resilient to losses, and all are at risk of extinction. The Great Ape Conservation Fund (GACF) supports efforts to conserve all apes, including chimpanzees, gorillas, and bonobos in Africa and orangutans and gibbons in Asia. The Fund supports combating poaching and trafficking in great apes, enhancing habitat protection, establishing protected areas, developing ape range country capacity to address conservation threats, and creating long-term buy-in and stewardship for great ape conservation amongst local communities.



*Projects supported by the GACF have been integral to identify key orangutan populations in Malaysia. Credit: Cory Brown/USFWS*



*Kemp’s Ridley sea turtle hatchlings. Credit: National Park Service*

**Marine Turtle Conservation Fund**

Marine turtles are truly the ancient mariners of the world’s oceans, with ancestors dating back more than 100 million years. These animals are important components of the ecosystems they inhabit, and as a flagship species, their conservation helps to sustain benefits to many other species of wildlife. Once abundant, marine turtle populations now are a fraction of what they once were. This Fund helps organizations and countries protect and increase their sea turtle populations through a variety of projects, including educational initiatives for communities, patrols of critical nesting beaches, and scientific research that benefits conservation.





### Multinational Species Conservation Funds Semipostal Stamp

The Save Vanishing Species semipostal stamp was first issued in September 2011 to raise public awareness and garner support for critically important global conservation work. The intent is to give the public an easy and inexpensive way to help conserve tigers, rhinos, elephants, great apes, and marine turtles around the world. The stamp, which features the image of an Amur tiger cub, sells just slightly above the cost of first-class postage with proceeds directed to the MSCFs. Since issuance, more than 49 million stamps have been sold, raising more than 5.4 million in direct funding for international wildlife conservation.

### Justification of 2020 Program Changes

The 2020 budget request for the Multinational Species Conservation Fund is \$6,000,000 and 3 FTE.

### Multinational Species Conservation Fund (-\$5,061,000/ +0 FTE)

The Service anticipates funding approximately 60 on-the-ground conservation projects that mitigate the threats to these iconic, imperiled species. MSCF grants fund conservation projects that address immediate threats such as habitat loss, poaching, illegal trade, and invasive species. Several of the species covered by the MSCFs, including rhinoceroses and African elephants, are under unprecedented pressure due to poaching and wildlife trafficking. Therefore, each project supports specific on-the-ground actions to address these threats. For example, without these efforts, a poaching ring may remain active, a wildlife trafficking route may continue operations, or habitat encroachment may continue to threaten a subspecies on the brink of extinction.



*Since 2013, more than 1,000 rhinos have been poached every year in South Africa. Credit: Bryan Arroyo/USFWS*

### 2020 Program Activities and Performance

- Support the Service's work with partners around the world, to improve the conservation of elephants, rhinoceroses, tigers, great apes, and marine turtles and their habitats through technical and financial assistance programs.

This page intentionally left blank.

# Neotropical Migratory Bird Conservation



**Appropriations Language**

*For expenses necessary to carry out the Neotropical Migratory Bird Conservation Act (16 U.S.C. 6101 et seq.), \$3,900,000 to remain available until expended.*

Note.—A full-year 2019 appropriation for this account was not enacted at the time the budget was prepared; therefore, the budget assumes this account is operating under the Continuing Appropriations Act, 2019 (Division C of P.L. 115-245, as amended). The amounts included for 2019 reflect the annualized level provided by the continuing resolution.

**Authorizing Statute**

*Neotropical Migratory Bird Conservation Improvement Act of 2006, (16 U.S.C. 6101-6109).* For expenses necessary to carry out the Neotropical Migratory Bird Conservation Improvement Act, as amended (16 U.S.C. 6101 et seq.). Authorizes a competitive grants program for the conservation of Neotropical migratory birds in the United States, Canada, Latin America, and the Caribbean.

**Appropriation: Neotropical Migratory Bird Conservation Fund**

		2018 Actual	2019 CR Baseline	2020			Budget Request	Change from 2019 (+/-)
				Fixed Costs (+/-)	Internal Transfers (+/-)	Program Changes (+/-)		
Neotropical Migratory Bird Conservation Fund	(\$000)	3,910	3,910	0	0	-10	3,900	-10
	FTE	1	1	0	0	0	1	0

**Program Mission**

The Neotropical Migratory Bird Conservation Act (NMBCA or the Act) program provides matching grants to partners throughout the Western Hemisphere to promote the conservation of Neotropical migratory birds in the United States, Canada, Latin America, and the Caribbean.

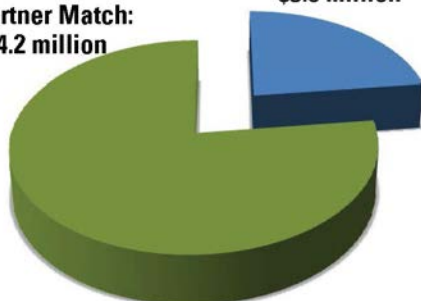
**Program Overview**

**2018 Grants**

Projects: 29  
Countries: 16

Partner Match: \$14.2 million

Grant Funds: \$3.8 million



Over 380 species of Neotropical migratory birds breed in the United States and Canada and winter in Latin America and the Caribbean, including warblers, thrushes, sparrows, sandpipers, and raptors. Although many of these species travel tens of thousands of miles on their annual journeys, they also appear close to home in backyards, parks and local natural areas, making them an integral part of the resources that the Service seeks to conserve for the American people. As a result of habitat loss, predation, collisions with man-made structures and other sources of mortality, populations of many of these birds are declining. Eleven of these neotropical species are currently listed as threatened or endangered under the Endangered Species Act (ESA), and sixty-two such species are on the Service’s list of birds of conservation concern. Conservation actions funded through this program help to keep more of these species from being listed under the ESA by supporting projects on their breeding and wintering grounds.

NMBCA grants help achieve the Department’s and Service’s long-term goal of promoting healthy and sustainable migratory bird populations by supporting conservation projects that leverage nearly four dollars of non-Federal match for every Federal grant dollar invested—even in Latin America and the Caribbean, where resources for migratory bird conservation are scarce. The Act directs that at least 75 percent of the funds available each year go to projects in Latin America, the Caribbean, and Canada; the remaining funds go to projects in the United States. NMBCA grants are highly competitive with project demand greatly exceeding available funds, so only the highest quality proposals receive funding. In FY 2018, the Service funded 29 grants, leaving 16 proposals and over \$1.8 million in projects unfunded.

**Justification of 2020 Program Changes**

The 2020 budget request for the Neotropical Migratory Bird Conservation Fund is \$3,900,000 and 1 FTE.

**Neotropical Migratory Bird Conservation Activities (-\$10,000/ +0 FTE)** – At the requested 2020 level, the NMBCA program will support priority national and international initiatives to engage people in the conservation of birds that are loved and enjoyed by birdwatchers, and that also benefit local communities



and local economies. The birds conserved under NMBCA provide significant benefits to local communities and economies through revenue generated from birding festivals and wildlife watching (purchasing of bird food, binoculars, etc.) and the jobs created in association with these recreational opportunities. The NMBCA supports and enhances the Department of the Interior's and the Service's efforts to get people outdoors and enjoy recreational opportunities on public lands. Additionally, NMBCA-funded actions support communities in other countries, which further sustain our shared bird resources.

### 2020 Program Activities and Performance

- Process and issue NMBCA grants that support the conservation of Neotropical migratory birds in the United States, Canada, Latin America, and the Caribbean.



*American Oystercatcher banding at Breezy Point, NY. Part of the Conserving Shorebirds at Jamaica Bay, NY project. Credit: Susan Elbin, NYC Audubon*

This page intentionally left blank.

# State and Tribal Wildlife Grants





# STATE AND TRIBAL WILDLIFE GRANT PROGRAM

## Appropriations Language

*For wildlife conservation grants to States and to the District of Columbia, Puerto Rico, Guam, the United States Virgin Islands, the Northern Mariana Islands, and American Samoa under the provisions of the Fish and Wildlife Act of 1956 and the Fish and Wildlife Coordination Act, for the development and implementation of programs for the benefit of wildlife and their habitat, including species that are not hunted or fished, \$31,286,000, to remain available until expended: Provided, That \$2,000,000 is for a competitive grant program for States, territories, and other jurisdictions, and at the discretion of affected States, the regional Associations of fish and wildlife agencies, not subject to the remaining provisions of this heading: Provided further, That the Secretary shall, after deducting \$2,000,000 and administrative expenses, apportion the amount provided herein in the following manner: (1) to the District of Columbia and to the Commonwealth of Puerto Rico, each a sum equal to not more than one-half of 1 percent thereof; and (2) to Guam, American Samoa, the United States Virgin Islands, and the Commonwealth of the Northern Mariana Islands, each a sum equal to not more than one-fourth of 1 percent thereof: Provided further, That the Secretary shall apportion the remaining amount in the following manner: (1) one-third of which is based on the ratio to which the land area of such State bears to the total land area of all such States; and (2) two-thirds of which is based on the ratio to which the population of such State bears to the total population of all such States: Provided further, That the amounts apportioned under this paragraph shall be adjusted equitably so that no State shall be apportioned a sum which is less than 1 percent of the amount available for apportionment under this paragraph for any fiscal year or more than 5 percent of such amount: Provided further, That the Federal share of planning grants shall not exceed 75 percent of the total costs of such projects and the Federal share of implementation grants shall not exceed 65 percent of the total costs of such projects: Provided further, That the non-Federal share of such projects may not be derived from Federal grant programs: Provided further, That any amount apportioned in 2020 to any State, territory, or other jurisdiction that remains unobligated as of September 30, 2021, shall be reapportioned, together with funds appropriated in 2022, in the manner provided herein.*

Note.— A full-year 2019 appropriation for this account was not enacted at the time the budget was prepared; therefore, the budget assumes this account is operating under the Continuing Appropriations Act, 2019 (Division C of P.L. 115–245, as amended). The amounts included for 2019 reflect the annualized level provided by the continuing resolution.

## Authorizing Statutes

***Endangered Species Act (ESA)*** (16 U.S.C. 1531-1544). Prohibits the import, export, or taking of fish and wildlife and plants that are listed as threatened or endangered species; provides for adding species to or removing them from the list of threatened and endangered species, and for preparing and implementing plans for their recovery; provides for interagency cooperation to avoid take of listed species and for issuing permits for otherwise prohibited activities; provides for cooperation with States, including authorization of financial assistance; and implements the provisions of the Convention on International Trade in Endangered Species of Wild Flora and Fauna (CITES).

***Fish and Wildlife Act*** (16 U.S.C. 742(a)-742j). Establishes a comprehensive national fish and wildlife policy and authorizes the Secretary of the Interior to take steps required for the development, management,

advancement, conservation, and protection of fisheries resources and wildlife resources through research, acquisition of refuge lands, development of existing facilities, and other means.

*Fish and Wildlife Coordination Act* (16 U.S.C. 661-666(e)). The Secretary of the Interior is authorized to provide assistance to, and cooperate with, Federal, State, and public or private agencies and organizations in the development, protection, rearing, and stocking of all species of wildlife, resources thereof, and their habitat, in controlling losses of the same from disease or other causes, in minimizing damages from overabundant species, and in providing public shooting and fishing areas, including easements across public lands for access thereto.

**Activity: State and Tribal Wildlife Grants**

		2018 Actual	2019 CR Baseline	2020			Change from 2019 (+/-)	
				Fixed Costs (+/-)	Internal Transfers	Program Changes (+/-)		Budget Request
State Wildlife Grants (Formula) (\$000)		53,000	53,000	0	0	-23,714	29,286	-23,714
State Wildlife Grants (Competitive) (\$000)		6,362	6,362	0	0	-4,362	2,000	-4,362
Tribal Wildlife Grants (\$000)		4,209	4,209	0	0	-4,209	0	-4,209
<b>Total, State and Tribal Wildlife (\$000)</b>		<b>63,571</b>	<b>63,571</b>	<b>0</b>	<b>0</b>	<b>-32,285</b>	<b>31,286</b>	<b>-32,285</b>
	<b>FTE</b>	<b>17</b>	<b>17</b>	<b>0</b>	<b>0</b>	<b>-8</b>	<b>9</b>	<b>-8</b>

**Summary of 2020 Program Changes for State and Tribal Wildlife Grants**

Request Component	(\$000)	FTE
• State Wildlife Grants (Formula)	-23,714	-5
• State Wildlife Grants (Competitive)	-4,362	-2
• Tribal Wildlife Grants	-4,209	-1
<b>Program Changes</b>	<b>-32,285</b>	<b>-8</b>

**Program Overview**

The State and Tribal Wildlife Grant (STWG) Program provides Federal grant funds to States, the District of Columbia, Commonwealths, and Territories (States), to develop and implement programs for the benefit of fish and wildlife and their habitats, including species that are not hunted or fished. The program was first funded through the Department of the Interior and Related Agencies Appropriations Act for FY 2002 (Public Law 107-63).



*Family Pheasant Hunting. Credit: USFWS*

The STWG Program is the primary Federal funding source for States to implement proactive conservation targeting iconic American wildlife species, before they decline



*Private Landowner Technical Assistance. Credit: USFWS*

to levels that require listing under the Endangered Species Act (ESA). Funding supports projects that conserve species identified in States' Wildlife Action Plans. Through preventative measures, such as habitat restoration and species management, the STWG Program helps to prevent imperiled species from becoming listed under the ESA. States may also choose to dedicate STWG Program funds to helping de-list and down-list Threatened or Endangered species. The STWG program accomplishes its goals by leveraging Federal funding through cost-sharing provisions with State fish and wildlife agencies and other partners. Working with interested stakeholders, State fish and wildlife agencies translate pressing

conservation needs into practical actions and on-the-ground results. The STWG Program has played a crucial and indispensable role in reducing or preventing Service listings involving species such as Lake Erie water snake, Delmarva fox squirrel, pygmy rabbit, and New England cottontail rabbit, among many others.

Current STWG Program investments allow State fish and wildlife agencies to improve habitat for important pollinators such as the monarch butterfly and regal fritillary, which are scheduled for Service status reviews in 2019 and 2022, respectively. Nationally, pollinators are in decline and further species loss could impose significant costs on American agricultural producers. Other States are focusing STWG Program investments on raising and releasing native mussels and other freshwater invertebrates in river systems in Texas, Alabama, Tennessee, Kentucky, and many other States. Mussels are important in watershed health because they act as filters to provide clean water for agricultural and recreational uses as well as for municipal drinking water. Five species of freshwater snails and mussels are currently listed by the Service as Candidate species, while many others are scheduled for status reviews in the near future including Tennessee pigtoe and clubshell mussels.

### **Justification of 2020 Program Changes**

---

The 2020 budget request for State and Tribal Wildlife Grants is \$31,286,000 and 9 FTE.

#### **State Wildlife Grants (Formula) (-\$23,714,000/ -5 FTE)**

The Service is requesting \$29,286,000 for Formula State Wildlife Grants. This funding will support State fish and wildlife agencies in working with their many partners to update and improve their State Wildlife Action Plans, which identify common priorities for fish and wildlife conservation across the Nation. Formula funds often support timely conservation actions that aid the Service in removing species listings under the ESA. This benefits State agencies by returning species management authority to the State while reducing or eliminating potential barriers to economic growth. More commonly, State agencies use Formula funds to study and conserve species in decline before they require listing under the ESA, helping ensure sufficient data and information on agreements for future conservation are made available to the Service for use in the listing review process. Many potential species listings have been averted, in part due to States' efforts funded through Formula grants. Ongoing work targeting Candidate species is expected to continue, and additional successes of the Federal-State partnership in minimizing new species listings are expected.

#### **State Wildlife Grants (Competitive) (-\$4,362,000/ -2 FTE)**

The Service is requesting \$2,000,000 for funding big game research and science-supported conservation activities within 11 western State-identified priority corridors in support of Secretarial Order 3362.

#### **Tribal Wildlife Grants (-\$4,209,000/- 1 FTE)**

The Service does not request in order to address higher priorities.

### **2020 Program Activities and Performance**

---

- The program will administer and implement financial assistance to States to develop and administer programs for the benefit of fish and wildlife and their habitats. Specifically, the request supports formula-based grant funds to State fish and wildlife agencies. State fish and wildlife agencies continue to coordinate effectively with Federal agencies, non-governmental organizations, universities, private landowners, and industry representatives in revising and updating the Wildlife Action Plans. Involving many stakeholders with different perspectives helps ensure that the Plans are strategic, thoroughly vetted, and leveraged with resources from many partners. Implementation activities include a wide range of strategies from research and monitoring to direct species and habitat management. For example, STWG Program funds have been used by the Michigan Department of Natural Resources to enhance habitat for Kirtland's Warbler, a species the Service proposed for delisting in 2018. Funds dedicated to habitat improvements to benefit the threatened Gopher Tortoise in Mississippi were credited with tripling the relative abundance of Northern Bobwhite—a popular game bird—in the State's Marion County Wildlife Management Area. Best practices and lessons learned from these projects inform the States' planning processes and are



incorporated in periodic Plan revisions, demonstrating how the program facilitates an adaptive management approach to species conservation.

- The program will support ongoing efforts of States and their partners to reduce species listings under the ESA. An internal analysis of past performance found that between 2001 and 2015 States played an important role in helping to preclude listing of 19 Candidate species and in helping delist or down-list seven threatened and endangered species using STWG Program funds. The Competitive subprogram provides incentives to encourage State fish and wildlife agencies to focus efforts on Service Candidate species, when doing so is consistent with priorities expressed in the Plans. Aside from Gopher Tortoise, which is a Candidate species in the eastern portion of its range, State fish and wildlife agencies are using STWG Program funds to protect and conserve additional Candidate species including Striped Newt, Island Marble Butterfly, Penasco Least Chipmunk, Sierra Nevada Red Fox, Red Tree Vole, Red-Crowned Parrot, Rattlesnake Master-Borer Moth, and several Candidate freshwater mussel species.
- The program will fund research and conservation activities within 11 western States to improve understanding of wildlife migration corridors and habitat conditions within corridors to benefit western species. Alone, and through financial assistance from the Service, a number of western State fish and wildlife agencies are making concerted efforts to collect adequate data and map migration corridors. For example, the Oregon Department of Fish and Wildlife is currently using STWG Program funds to support implementation of the *Oregon Connectivity Framework Mapping Project* which seeks to describe, understand, and enhance species connectivity to ensure the long-term viability of both game and non-game species throughout the State. In the rapidly developing western United States, these funds will facilitate understanding of where the most important corridors exist and provide for habitat conservation activities that support the full diversity of wildlife.

**Table 1**  
**U.S. FISH AND WILDLIFE SERVICE**  
**ESTIMATED APPORTIONMENT OF STATE WILDLIFE GRANTS**  
**FOR FISCAL YEAR 2018**  
**CFDA: 15.634**

<b>STATE</b>	<b>State Wildlife - 5620 (65/35 Match)</b>
ALABAMA	\$793,807
ALASKA	2,582,350
AMERICAN SAMOA	129,118
ARIZONA	1,300,078
ARKANSAS	599,338
CALIFORNIA	2,582,350
COLORADO	1,099,511
CONNECTICUT	516,470
DELAWARE	516,470
DISTRICT OF COLUMBIA	258,235
FLORIDA	2,354,617
GEORGIA	1,364,984
GUAM	129,118
HAWAII	516,470
IDAHO	614,578
ILLINOIS	1,692,522
INDIANA	896,275
IOWA	629,951
KANSAS	747,265
KENTUCKY	685,963
LOUISIANA	745,424
MAINE	516,470
MARYLAND	682,276
MASSACHUSETTS	754,719
MICHIGAN	1,385,042
MINNESOTA	1,024,540
MISSISSIPPI	575,737
MISSOURI	1,020,803
MONTANA	889,339
N. MARIANA ISLANDS	129,118
NEBRASKA	609,591
NEVADA	881,167

---

NEW HAMPSHIRE	516,470
NEW JERSEY	995,954
NEW MEXICO	870,134
NEW YORK	2,364,738
NORTH CAROLINA	1,315,186
NORTH DAKOTA	516,470
OHIO	1,472,114
OKLAHOMA	778,944
OREGON	931,973
PENNSYLVANIA	1,619,847
PUERTO RICO	258,235
RHODE ISLAND	516,470
SOUTH CAROLINA	667,570
SOUTH DAKOTA	516,470
TENNESSEE	913,027
TEXAS	2,582,350
UTAH	751,506
VERMONT	516,470
VIRGIN ISLANDS	129,118
VIRGINIA	1,084,457
WASHINGTON	1,092,107
WEST VIRGINIA	516,470
WISCONSIN	915,889
WYOMING	581,335

---

**TOTAL****\$51,647,000**

**Table 2**  
**U.S. FISH AND WILDLIFE SERVICE**  
**ESTIMATED APPORTIONMENT OF STATE WILDLIFE GRANTS**  
**FOR FISCAL YEAR 2019**  
**CFDA: 15.634**

<b>STATE</b>	<b>State Wildlife - 5620 (65/35 Match)</b>
ALABAMA	\$480,861
ALASKA	1,564,300
AMERICAN SAMOA	78,215
ARIZONA	787,543
ARKANSAS	363,059
CALIFORNIA	1,564,300
COLORADO	666,046
CONNECTICUT	312,860
DELAWARE	312,860
DISTRICT OF COLUMBIA	156,430
FLORIDA	1,426,347
GEORGIA	826,861
GUAM	78,215
HAWAII	312,860
IDAHO	372,291
ILLINOIS	1,025,272
INDIANA	542,933
IOWA	381,603
KANSAS	452,668
KENTUCKY	415,533
LOUISIANA	451,553
MAINE	312,860
MARYLAND	413,300
MASSACHUSETTS	457,183
MICHIGAN	839,011
MINNESOTA	620,632
MISSISSIPPI	348,762
MISSOURI	618,368
MONTANA	538,732
N. MARIANA ISLANDS	78,215

---

NEBRASKA	369,270
NEVADA	533,781
NEW HAMPSHIRE	312,860
NEW JERSEY	603,315
NEW MEXICO	527,098
NEW YORK	1,432,478
NORTH CAROLINA	796,695
NORTH DAKOTA	312,860
OHIO	891,757
OKLAHOMA	471,858
OREGON	564,557
PENNSYLVANIA	981,249
PUERTO RICO	156,430
RHODE ISLAND	312,860
SOUTH CAROLINA	404,391
SOUTH DAKOTA	312,860
TENNESSEE	553,081
TEXAS	1,564,300
UTAH	455,237
VERMONT	312,860
VIRGIN ISLANDS	78,215
VIRGINIA	656,927
WASHINGTON	661,561
WEST VIRGINIA	312,860
WISCONSIN	554,815
WYOMING	352,153

---

**TOTAL****\$31,286,000**

**Table 3**  
**U.S. FISH AND WILDLIFE SERVICE**  
**ESTIMATED APPORTIONMENT OF STATE WILDLIFE GRANTS**  
**FOR FISCAL YEAR 2020**  
**CFDA: 15.634**

<b>STATE</b>	<b>State Wildlife - 5620 (65/35 Match)</b>
ALABAMA	\$450,130
ALASKA	1,464,300
AMERICAN SAMOA	73,215
ARIZONA	737,196
ARKANSAS	339,850
CALIFORNIA	1,464,300
COLORADO	623,466
CONNECTICUT	292,860
DELAWARE	292,860
DISTRICT OF COLUMBIA	146,430
FLORIDA	1,334,189
GEORGIA	774,018
GUAM	73,215
HAWAII	292,860
IDAHO	348,492
ILLINOIS	959,685
INDIANA	508,235
IOWA	357,209
KANSAS	423,731
KENTUCKY	388,961
LOUISIANA	423,091
MAINE	292,860
MARYLAND	386,981
MASSACHUSETTS	428,026
MICHIGAN	784,917
MINNESOTA	580,960
MISSISSIPPI	326,470
MISSOURI	578,850
MONTANA	504,296
N. MARIANA ISLANDS	73,215

---

NEBRASKA	345,661
NEVADA	499,658
NEW HAMPSHIRE	292,860
NEW JERSEY	564,681
NEW MEXICO	493,403
NEW YORK	1,340,935
NORTH CAROLINA	745,786
NORTH DAKOTA	292,860
OHIO	834,780
OKLAHOMA	441,694
OREGON	528,492
PENNSYLVANIA	918,520
PUERTO RICO	146,430
RHODE ISLAND	292,860
SOUTH CAROLINA	378,570
SOUTH DAKOTA	292,860
TENNESSEE	517,722
TEXAS	1,464,300
UTAH	426,135
VERMONT	292,860
VIRGIN ISLANDS	73,215
VIRGINIA	615,454
WASHINGTON	619,496
WEST VIRGINIA	292,860
WISCONSIN	519,396
WYOMING	329,644

---

**TOTAL****\$29,286,000**

This page intentionally left blank.



# Federal Aid in Sport Fish Restoration





### Appropriation Language

The Dingell-Johnson Sport Fish Restoration account does not require appropriations language because there is permanent authority, established August 31, 1951 (65 Stat. 262), to use the receipts deposited into the Sport Fish Restoration and Boating Trust Fund in the fiscal year following their collection.

### Applicable Statutes

*The Federal Aid in Sport Fish Restoration Act of 1950*, now referred to as the *Dingell-Johnson Sport Fish Restoration Act* (16 U.S.C. 777 et seq.), as amended by the Deficit Reduction and Control Act of 1984 (P.L. 98-369), the *Surface Transportation and Uniform Relocation Act of 1987* (P.L. 100-17), the *Coast Guard Authorization Act of 1987* (P.L. 100-448), the *Transportation Equity Act for the 21<sup>st</sup> Century* (P.L. 105-178), the *Wildlife and Sport Fish Restoration Programs Improvement Act of 2000* (P.L. 106-408), the *Surface Transportation Act of 2003* (P.L. 108-88), SAFETEA-LU, and the *Fixing America's Surface Transportation (FAST) Act* (P.L. 114-94), which expires in Fiscal Year (FY) 2021, authorizes assistance to the 50 States, the District of Columbia, the Commonwealths of Puerto Rico and the Northern Mariana Islands, and the territories of American Samoa, Guam, and the U.S. Virgin Islands (States) to carry out projects to restore, enhance, and manage sport fishery resources. In addition to sport fishery projects, these acts allow for the development and maintenance of boating access facilities and aquatic education programs.

*The Appropriations Act of August 31, 1951* (P.L. 82-136, 65 Stat. 262) authorizes receipts from excise taxes on fishing equipment to be deposited into the Sport Fish Restoration and Boating Trust Fund, established as a permanent, indefinite appropriation. Receipts and interest distributed to the Sport Fish Restoration and Boating Trust Fund are available for use and distribution by the U.S. Fish and Wildlife Service (Service) to States in the fiscal year following collection.

*The Coastal Wetlands Planning, Protection and Restoration Act of 1990* (16 U.S.C. 3951 et. seq.) provides for three Federal grant programs for the acquisition, restoration, management, and enhancement of coastal wetlands in coastal States. A coastal State means a State of the United States, bordering on the Atlantic, Pacific, or Arctic Ocean, the Gulf of Mexico, Long Island Sound, or one or more of the Great Lakes, the Commonwealths of Puerto Rico and the Northern Mariana Islands, the territories of American Samoa, Guam, and the U.S. Virgin Islands, and the trust territories of the Pacific Islands. The Service administers two of the three grant programs that this Act provides funding for, including the National Coastal Wetlands Conservation Grant Program and the North American Wetlands Conservation Grant Program. The latter program receives funds from other sources, as well as from the Dingell-Johnson Sport Fish Restoration Program. The U.S. Army Corps of Engineers administers the third grant program that receives funding because of this Act. It also requires the Service to update and digitize wetlands maps in Texas and assess the status, condition, and trends of wetlands in Texas, and provides permanent authorization for coastal wetlands conservation grants and North American Wetlands Conservation projects. The *Fixing America's Surface Transportation (FAST) Act* (P.L. 114-94), authorizes funding for the Coastal Wetlands Planning, Protection and Restoration Act through FY 2021.

*The Clean Vessel Act of 1992* (16 U.S.C. 777c) Section 5604 authorizes the Secretary of the Interior to provide grants to the 50 States, the District of Columbia, the Commonwealths of Puerto Rico and the Northern Mariana Islands, and the territories of American Samoa, Guam, and the U.S. Virgin Islands for the construction, renovation, operation, and maintenance of sewage pumpout stations and dump stations,

as well as for educational programs designed to inform boaters about the importance of proper disposal of their onboard sewage. Section 5604 also amended the *Dingell-Johnson Sport Fish Restoration Act* to provide for the transfer of funds out of the Sport Fish Restoration and Boating Trust Fund for use by the Secretary of Homeland Security (U.S. Coast Guard) to fund State recreational boating safety programs. The *Fixing America's Surface Transportation (FAST) Act* (P.L. 114-94) authorizes funding for the Clean Vessel Act of 1992 and boating infrastructure improvement through Fiscal Year 2021.

***The Sportfishing and Boating Safety Act of 1998*** (16 U.S.C. 777c-777g) authorizes the Secretary of the Interior to develop national outreach plans to promote safe fishing and boating, and to promote conservation of aquatic resources through grants and contracts with States and private entities. The Act contains provisions for transferring funds to the U.S. Coast Guard for State recreational boating safety programs. In addition, it authorizes the Secretary of the Interior to provide funds to the 50 States, the District of Columbia, the Commonwealths of Puerto Rico and the Northern Mariana Islands, and the territories of American Samoa, Guam, and the U.S. Virgin Islands to construct, renovate, and maintain tie-up facilities with features for transient boaters in vessels 26 feet or more in length, and to produce and distribute information and educational materials under the Boating Infrastructure Grant Program. The *Fixing America's Surface Transportation (FAST) Act* (P.L. 114-94) authorizes funding for boating infrastructure improvement through FY 2021.

***The Wildlife and Sport Fish Restoration Programs Improvement Act of 2000*** (P.L. 106-408) amends the Pittman-Robertson Wildlife Restoration Act and the Dingell-Johnson Sport Fish Restoration Act. It authorizes the Secretary of the Interior to provide funding under the Multistate Conservation Grant Program for wildlife and sport fish restoration projects identified as priority projects by the Association of Fish and Wildlife Agencies. These high priority projects address problems affecting States on a regional or national basis. It also provides \$200,000 each to the Atlantic States Marine Fisheries Commission, the Gulf States Marine Fisheries Commission, the Pacific States Marine Fisheries Commission, and the Great Lakes Fisheries Commission; and \$400,000 to the Sport Fishing and Boating Partnership Council. The Act provides 12 allowable cost categories for administration of the Act.

***The Safe, Accountable, Flexible, Efficient Transportation Equity Act: A Legacy for Users of August 10, 2005*** (P.L. 109-59) made several changes to the Dingell-Johnson Sport Fish Restoration Act. SAFETEA-LU changed the distribution of Sport Fish Restoration receipts from amounts primarily specified in law to a percentage-based distribution. The Act extends program authorizations for the Clean Vessel Act Program, the Boating Infrastructure Grant Program, and the National Outreach and Communications Program through FY 2009, and it extends the authority to use Sport Fish Restoration receipts for the U.S. Coast Guard's State Recreational Boating Safety Program through FY 2009. The Act authorizes the expenditure of remaining balances in the old Boat Safety Account through FY 2010, for Sport Fish Restoration and State recreational boating safety programs and redirected 4.8 cents per gallon of certain fuels from the general account of the Treasury to the Sport Fish Restoration and Boating Trust Fund.

***The Fixing America's Surface Transportation (FAST) Act*** (P.L. 114-94, December 4, 2015) changes several sections of the Dingell-Johnson Sport Fish Restoration Act. It amends Sections 3 and 4 of the Federal Aid in Sport Fish Restoration Act (16 U.S.C. 777b and 16 U.S.C. 777c), changing the funding distribution percentages and extends funding authorizations for Coastal Wetlands Planning, Protection, and Restoration Act, Boating Infrastructure Improvement (combining funding for the Clean Vessel Act of 1992 and the Boating Infrastructure Grant Programs), and the National Outreach and Communications program through FY 2021.

**Appropriation: Dingell-Johnson Sport Fish Restoration**

		2018 Actual	2019 Estimate	2020				Change from 2019 (+/-)
				Fixed Costs (+/-)	Internal Transfer s (+/-)	Program Changes (+/-)	Budget Request	
Payments to States	(\$000)	352,672	362,424	0	0	+19,994	382,418	+19,994
Administration	(\$000)	11,211	11,480	0	0	+945	12,425	+945
Boating Infrastructure Improvement	(\$000)	[24,525]	[25,198]	0	0	[+1,389]	[26,587]	[+1,389]
- Clean Vessel	(\$000)	12,263	12,599	0	0	+695	13,294	+695
- Boating Infrastructure Grant Program	(\$000)	12,262	12,599	0	0	+694	13,293	+694
National Outreach	(\$000)	12,263	12,599	0	0	+695	13,294	+695
Multistate Conservation Grant Program	(\$000)	3,009	3,012	0	0	+174	3,186	+174
Coastal Wetlands	(\$000)	17,173	17,644	0	0	+974	18,618	+974
Fishery Commissions	(\$000)	802	803	0	0	+47	850	+47
Sport Fishing & Boating Partnership Council	(\$000)	401	401	0	0	+24	425	+24
<b>Subtotal</b>	(\$000)	<b>422,056</b>	<b>433,561</b>	<b>0</b>	<b>0</b>	<b>+24,242</b>	<b>457,803</b>	<b>+24,242</b>
	<i>FTE</i>	<b>53</b>	<b>53</b>	<b>0</b>	<b>0</b>		<b>53</b>	
North American Wetlands	(\$000)	17,173	17,644	0	0	+974	18,618	+974
	<i>FTE</i>	5	5	0	0	0	5	0
<b>TOTAL, Sport Fish</b>	(\$000)	<b>439,229</b>	<b>451,205</b>	<b>0</b>	<b>0</b>	<b>+25,216</b>	<b>476,421</b>	<b>+25,216</b>
	<i>FTE</i>	<b>58</b>	<b>58</b>	<b>0</b>	<b>0</b>	<b>0</b>	<b>58</b>	<b>0</b>

The 2018 and 2019 amounts include sequestration in accordance with section 251A of the BBDECA, 2 U.S.C. 901a. In addition, the amounts in 2018, 2019, and 2020 include amounts previously sequestered, which are now available in accordance with said Act.

**Program Overview**

The Sport Fish Restoration Program provides Federal aid to State fish, wildlife, and boating agencies for the management and restoration of fish having material value in connection with sport or recreation. Since 1950, this stable source of funding has been critical to the recovery of many of the Nation’s sport fish species, and has provided over \$9 billion. The Dingell-Johnson Sport Fish Restoration Act programs have expanded over time through a series of Congressional actions and now encompass several grant programs that address increased conservation and recreation needs of States, the District of Columbia, Commonwealths, and territorial governments. Partner agencies, within set program boundaries, determine the best use of these Federal funds to meet these needs. The various programs enhance the Nation’s sport fish resources in both fresh and salt waters. They also provide funding for projects that improve and manage aquatic habitats, protect and conserve coastal wetlands, and provide important infrastructure for recreational boaters. Through administering these programs, the Service helps to create and maintain strong conservation stewardship by supporting local communities in sustainably utilizing natural resources.



*Deyo Reservoir— a community driven project for anglers, boaters, and outdoor recreationists.  
Photo credit: Idaho Department of Fish and Game*

The economic impacts of boating and sport fishing in the United States are considerable. According to the *2016 National Survey of Fishing, Hunting and Wildlife-Associated Recreation*, 35.8 million people participated in fishing and generated over \$46.1 billion in retail sales. According to the American Sportfishing Association's 2018 report *Sportfishing in America: An Economic Force for Conservation*, anglers supported over 800,000 jobs in 2016.

The Sport Fish Restoration Program funds many important projects across the United States. For example, the program has improved fishing and boating access opportunities on Devo Reservoir in Idaho and provided more boat access and facilities for the Big Bend area on the Colorado River in Nevada, as well as provided enhanced sportfish opportunities (and the local economy) for Guadalupe Bass in The Hill Country, Texas. In addition, advances from program funding include development of a revolutionary new app that will allow recreational boaters to find operational pump out stations. Research activities include building knowledge about recreationally important coastal and estuarine fishes including snook, red drum, and red snapper in Florida as well as monitoring the health of Walleye populations to benefit anglers and local businesses in the Ceded Territory of Wisconsin. Outreach activities include support for aquatic education programs including ice fishing, fly tying, kayak fishing, fly-fishing, and basic fishing for kids and families in New Hampshire. The Sportfish program also supports raising and stocking approximately 3 million sport fish per year by supporting operations and maintenance at 11 fish hatcheries in West Virginia.

### **Budget Estimate**

---

The 2020 budget estimate for the Dingell-Johnson Sport Fish Restoration Act programs is \$476,421,000 and 58 FTE. The estimate is based on current law projections provided by the Department of the Treasury's Office of Tax Analysis.

Table 1

**U.S. FISH AND WILDLIFE SERVICE  
ESTIMATED APPORTIONMENT OF DINGELL-JOHNSON  
SPORT FISH RESTORATION FUNDS**

<b><u>STATE</u></b>	<b><u>FY 2018</u></b>	<b><u>FY 2019</u></b>	<b><u>FY 2020</u></b>
ALABAMA	\$6,146,495	\$6,180,946	\$6,684,091
ALASKA	\$17,595,869	\$17,694,493	\$19,120,900
AMERICAN SAMOA	\$1,173,058	\$1,179,633	\$1,274,727
ARIZONA	\$7,310,431	\$7,351,405	\$7,761,107
ARKANSAS	\$5,332,944	\$5,362,835	\$5,813,375
CALIFORNIA	\$16,687,017	\$16,780,547	\$17,929,359
COLORADO	\$9,009,283	\$9,059,780	\$9,946,036
CONNECTICUT	\$3,519,174	\$3,538,899	\$3,824,180
DELAWARE	\$3,519,174	\$3,538,899	\$3,824,180
DISTRICT OF COLUMBIA	\$1,173,058	\$1,179,633	\$1,274,727
FLORIDA	\$12,167,291	\$12,235,487	\$13,301,729
GEORGIA	\$7,790,928	\$7,834,595	\$8,757,869
GUAM	\$1,173,058	\$1,179,633	\$1,274,727
HAWAII	\$3,519,174	\$3,538,899	\$3,824,180
IDAHO	\$6,356,717	\$6,392,346	\$6,992,859
ILLINOIS	\$6,678,118	\$6,715,549	\$7,157,062
INDIANA	\$4,660,915	\$4,687,039	\$4,967,465
IOWA	\$4,566,470	\$4,592,064	\$4,909,700
KANSAS	\$5,021,082	\$5,049,224	\$5,409,923
KENTUCKY	\$5,314,709	\$5,344,498	\$5,639,364
LOUISIANA	\$6,820,988	\$6,859,219	\$7,529,977
MAINE	\$3,519,174	\$3,538,899	\$3,824,180
MARYLAND	\$3,519,174	\$3,538,899	\$3,824,180
MASSACHUSETTS	\$3,519,174	\$3,538,899	\$3,824,180
MICHIGAN	\$10,694,454	\$10,754,396	\$11,618,003
MINNESOTA	\$12,516,355	\$12,586,508	\$13,581,406
MISSISSIPPI	\$3,996,986	\$4,019,389	\$4,357,237
MISSOURI	\$7,885,443	\$7,929,640	\$8,325,869
MONTANA	\$8,550,906	\$8,598,833	\$9,405,457
N. MARIANA ISLANDS	\$1,173,058	\$1,179,633	\$1,274,727
NEBRASKA	\$4,448,888	\$4,473,824	\$4,874,104
NEVADA	\$5,047,741	\$5,076,033	\$5,399,112
NEW HAMPSHIRE	\$3,519,174	\$3,538,899	\$3,824,180
NEW JERSEY	\$3,519,174	\$3,538,899	\$3,824,180
NEW MEXICO	\$6,156,125	\$6,190,630	\$6,791,989
NEW YORK	\$7,832,921	\$7,876,824	\$8,496,222
NORTH CAROLINA	\$10,313,854	\$10,371,663	\$11,242,669

<u>STATE</u>	<u>FY 2018</u>	<u>FY 2019</u>	<u>FY 2020</u>
NORTH DAKOTA	\$4,138,620	\$4,161,816	\$4,487,444
OHIO	\$7,076,842	\$7,116,507	\$7,481,968
OKLAHOMA	\$7,179,528	\$7,219,768	\$8,403,233
OREGON	\$7,913,820	\$7,958,177	\$8,489,601
PENNSYLVANIA	\$8,523,176	\$8,570,948	\$9,317,674
PUERTO RICO	\$3,519,174	\$3,538,899	\$3,824,180
RHODE ISLAND	\$3,519,174	\$3,538,899	\$3,824,180
SOUTH CAROLINA	\$5,020,641	\$5,048,782	\$5,313,517
SOUTH DAKOTA	\$4,479,021	\$4,504,125	\$4,879,523
TENNESSEE	\$7,560,698	\$7,603,075	\$8,094,605
TEXAS	\$17,595,869	\$17,694,493	\$19,120,900
UTAH	\$6,428,959	\$6,464,993	\$6,958,556
VERMONT	\$3,519,174	\$3,538,899	\$3,824,180
VIRGIN ISLANDS	\$1,173,058	\$1,179,633	\$1,274,727
VIRGINIA	\$5,144,344	\$5,173,178	\$5,660,343
WASHINGTON	\$7,159,364	\$7,199,491	\$7,724,469
WEST VIRGINIA	\$3,519,174	\$3,538,899	\$3,824,180
WISCONSIN	\$11,430,383	\$11,494,449	\$12,413,227
WYOMING	\$5,267,811	\$5,297,337	\$5,796,261
<b>TOTAL</b>	<b>\$351,917,385</b>	<b>\$353,889,852</b>	<b>\$382,418,000</b>



Table 2

## FY 2018 Clean Vessel Act Grant Program Awards

State	Coastal/Inland	Federal Share
Alabama	Coastal	\$ 197,587.00
Alabama	Inland	\$ 68,274.00
Arkansas	Inland	\$ 867,454.00
California	Coastal	\$ 851,213.00
California	Inland	\$ 1,342,500.00
Connecticut	Coastal	\$ 1,396,384.00
Connecticut	Inland	\$ 52,196.00
Florida	Coastal	\$ 1,314,655.00
Florida	Inland	\$ 502,109.00
Georgia	Inland	\$ 82,281.00
Idaho	Inland	\$ 30,000.00
Maine	Coastal	\$ 405,280.00
Massachusetts	Coastal	\$ 788,903.00
Michigan	Coastal	\$ 266,864.00
Michigan	Inland	\$ 48,000.00
New Hampshire	Coastal	\$ 110,403.00
New Hampshire	Inland	\$ 51,718.00
North Carolina	Coastal	\$ 115,641.00
North Carolina	Inland	\$ 52,132.00
Ohio	Coastal	\$ 383,631.00
Ohio	Inland	\$ 9,601.00
Oregon	Coastal	\$ 646,179.00
Oregon	Inland	\$ 805,959.00
South Carolina	Coastal	\$ 901,464.00
South Carolina	Inland	\$ 484,931.00
Tennessee	Inland	\$ 392,539.00
Vermont	Inland	\$ 97,966.00
Virginia	Coastal	\$ 322,190.00
Virginia	Inland	\$ 93,907.00
Washington	Coastal	\$ 1,458,446.00
Washington	Inland	\$ 1,075,319.00
Wisconsin	Coastal	\$ 175,841.00
Wisconsin	Inland	\$ 50,000.00
	<b>Total</b>	<b>\$ 15,441,567.00</b>

Table 3

## FY 2018 Boating Infrastructure Grant Program – Tier 1 Awards

State/Territory	Federal Share
Alabama	\$ 170,133
California	\$ 197,000
Connecticut	\$ 200,000
Georgia	\$ 198,484
Idaho	\$ 200,000
Kentucky	\$ 135,000
Louisiana	\$ 200,000
Maine	\$ 36,992
Massachusetts	\$ 195,668
Michigan	\$ 200,000
Mississippi	\$ 200,000
Missouri	\$ 200,000
New Jersey	\$ 200,000
New York	\$ 191,490
Oregon	\$ 100,000
Rhode Island	\$ 199,913
South Carolina	\$ 200,000
Tennessee	\$ 200,000
Vermont	\$ 173,000
Virginia	\$ 151,454
Washington	\$ 200,000
Wisconsin	\$ 200,000
Wyoming	\$ 200,000
<b>Total</b>	<b>\$ 4,149,134</b>

Table 4

## FY 2018 Boating Infrastructure Grant Program – Tier 2 Awards

State	Project Title	Federal Share
California	City of West Sacramento Raley's Dock	\$ 1,500,000
Florida	City of Fernandina Beach	\$ 1,500,000
Florida	Marco River	\$ 591,648
Illinois	Navy Pier	\$ 1,500,000
New Jersey	Kammerman's Marina	\$ 1,025,976
Rhode Island	New England Boatworks	\$ 933,117
South Carolina	Charleston City Marina	\$ 444,800
South Carolina	Charleston Waterfront	\$ 586,108
South Carolina	Skull Creek Marina	\$ 1,283,749
Virginia	Rappahannock Yachts	\$ 406,742
<b>Total</b>		<b>\$ 9,772,141</b>

Table 5

## FY 2018 National Coastal Wetlands Conservation Grant Program Awards

State	Project Name	Federal Share
NC	Hubbard-Pinkerton Wetland Protection	\$ 1,000,000.00
OR	Columbia River Estuary - South Tongue Point	\$ 1,000,000.00
NC	Waccamaw Campbell Acquisition	\$ 1,000,000.00
CA	Elk River Estuary Restoration	\$ 1,000,000.00
WA	Leque Island Estuary Restoration Project	\$ 1,000,000.00
WA	Lower Dungeness Floodplain Restoration	\$ 1,000,000.00
WA	Guemes Island Coastal Protection	\$ 1,000,000.00
NJ	Cohansey River and Bayshore Wetlands	\$ 674,489.00
AK	Iliamna Islands Conservation Easements	\$ 650,000.00
WA	Barnum Point Phase 2	\$ 1,000,000.00
WA	Big Beef Creek Estuary Acquisition	\$ 1,000,000.00
GA	Little Cumberland Island Living Shoreline	\$ 275,881.00
WA	Elwha River Delta Acquisition and Restoration	\$ 1,000,000.00
CA	Bolinas Lagoon North End Restoration Phase 1	\$ 814,590.00
OR	Winter Lake Restoration and Planting Project	\$ 1,000,000.00
SC	Santee Coastal Preserve	\$ 1,000,000.00
OH	Bay Point Preservation Project	\$ 249,000.00
DE	Thousand Acre Marsh Wetland Protection - Selby Property	\$ 900,000.00
HI	Alekoko Coastal Wetland Restoration	\$ 999,731.00
TX	Follets Island Conservation Initiative-Pauls II Tract Phase	\$ 735,500.00
HI	Kanaha Pond Sanctuary Restoration and Protection	\$ 999,750.00
ME	Woodward Point Wetlands Conservation Project	\$ 569,170.00
	<b>Total</b>	<b>\$ 18,868,111.00</b>

Table 6

## FY 2018 North American Wetlands Conservation Act Grant Awards

Project Type	Number of Projects	NAWCA Grant	Matching Amount	Total Partner Amount	Total Acres
Canada Standard Grant	9	\$18,723,302	\$18,723,302	\$18,723,302	29,083
Mexico Standard Grant	8	\$2,280,779	\$6,215,092	\$6,215,092	24,581
U.S. Small Grant	38	\$3,664,308	\$10,967,071	\$10,967,071	22,702
U.S. Standard Grant	39	\$39,352,024	\$91,584,623	\$91,584,623	176,822
<b>TOTAL</b>	<b>94</b>	<b>\$64,020,413</b>	<b>\$127,490,088</b>	<b>\$127,490,088</b>	<b>253,188</b>

# Federal Aid in Wildlife Restoration





### **Appropriations Language**

The Wildlife Restoration Account does not require appropriations language because there is permanent authority, established September 6, 1950 (64 Stat. 693), to use the receipts in the account in the fiscal year following their collection.

### **Authorizing Statutes**

*Federal Aid in Wildlife Restoration Act of 1937*, now referred to as *The Pittman-Robertson Wildlife Restoration Act*, as amended (16 U.S.C. 669-669k) provides Federal assistance to the 50 States, the Commonwealths of Puerto Rico and the Northern Mariana Islands, and the Territories of American Samoa, Guam, and the U.S. Virgin Islands (States) for projects to restore, enhance, and manage wildlife resources, and to conduct State hunter education programs. The Act authorizes the collection of receipts for permanent, indefinite appropriation to the U.S. Fish and Wildlife Service for use in the fiscal year following collection. Funds not used by the States within two years revert to the Service for carrying out the provisions of the *Migratory Bird Conservation Act*. The *Pittman-Robertson Wildlife Restoration Act* also requires the Secretary of the Treasury to invest the portion of the fund not required for current year spending in interest-bearing obligations. The interest must be used for the *North American Wetlands Conservations Act*.

*The Appropriations Act of August 31, 1951* (P.L. 82-136, 64 Stat. 693) authorizes receipts from excise taxes on selected hunting and sporting equipment to be deposited in the Wildlife Restoration Account as a permanent, indefinite appropriation. Receipts and interest distributed to the Wildlife Restoration Account are made available for use by the U.S. Fish and Wildlife Service in the fiscal year following collection.

*The Wildlife and Sport Fish Restoration Programs Improvement Act of 2000* (P.L. 106-408) amends the *Pittman-Robertson Wildlife Restoration Act* and authorizes the Secretary of the Interior to provide funding under the Multistate Conservation Grant Program for wildlife and sport fish restoration projects identified as priority projects by the Association of Fish and Wildlife Agencies. These high priority projects address problems affecting States on a regional or national basis. It also authorizes a Bow Hunter Education and Safety Program that provides grants to States.

*North American Wetlands Conservation Act of 1989* (16 U.S.C. 4407) amends the *Pittman-Robertson Wildlife Restoration Act* and requires the Secretary of the Treasury to invest the portion of the Wildlife Restoration Account not required for current year spending in interest-bearing obligations to be available for States to implement wetlands conservation projects.

**Appropriation: Pittman-Robertson Wildlife Restoration**

		2018 Actual	2019 Estimate	2020				Change from 2019 (+/-)
				Fixed Costs (+/-)	Internal Transfers (+/-)	Program Changes (+/-)	Budget Request	
Payments to States (\$000)		789,035	663,371	0	0	+98,323	761,694	+98,323
Hunter Education & Safety Grants (\$000)		8,024	8,032	0	0	+464	8,496	+464
Multistate Conservation Grants (\$000)		3,009	3,012	0	0	+174	3,186	+174
Administration (\$000)		11,211	11,480	0	0	+945	12,425	+945
<b>Subtotal (\$000)</b>		<b>811,279</b>	<b>685,895</b>	<b>0</b>	<b>0</b>	<b>+99,906</b>	<b>785,801</b>	<b>+99,906</b>
	<b>FTE</b>	<b>50</b>	<b>50</b>	<b>0</b>	<b>0</b>	<b>0</b>	<b>50</b>	<b>0</b>
Interest – NAWCF (\$000)		17,810	43,442	0	0	+4,348	47,790	+4,348
<b>TOTAL, Pittman-Robertson Wildlife Restoration (\$000)</b>		<b>829,089</b>	<b>729,337</b>	<b>0</b>	<b>0</b>	<b>+104,254</b>	<b>833,591</b>	<b>+104,254</b>
	<b>FTE</b>	<b>50</b>	<b>50</b>	<b>0</b>	<b>0</b>	<b>0</b>	<b>50</b>	<b>0</b>

The 2018 and 2019 amounts include sequestration in accordance with section 251A of the BBDECA, 2 U.S.C. 901a. In addition, the amounts in 2018, 2019, and 2020 include amounts previously sequestered, which are now available in accordance with said Act.

**Program Overview**

In 1937, Congress passed the *Pittman-Robertson Wildlife Restoration Act*, authorizing the appropriation of funds from an excise tax on sporting arms and ammunition to the Secretary of the Interior for apportionment to States on a formula basis. The accompanying Service-administered grant programs, including the Section 4(c) Hunter Education and Safety Program (Basic Hunter Education) and the Section 10 Enhanced Firearm and Bow Hunter Education and Safety Program (Enhanced Hunter Education), are key components of the Nation's cooperative conservation efforts for wildlife and their habitats. Through administering these programs, the Service helps to create and maintain strong conservation stewardship, supporting local communities in sustainably using their natural resources. Since 1937, the Pittman-Robertson Wildlife Restoration Program has contributed \$11.5 billion to restore, conserve, manage, and enhance wild bird and mammal populations, acquire and manage wildlife habitats, provide public uses that benefit from wildlife resources, educate hunters on conservation ethics and safety, and construct, operate, and manage recreational firearm shooting and archery ranges.



*Black bears in North Carolina  
Credit.: LeAnne Bonner,  
USFWS*

The economic impacts of hunting and recreational shooting in the United States are considerable. The Service's *2016 National Survey of Fishing, Hunting, and Wildlife-Associated Recreation* estimates the total number of hunters in the United States to be 11.5 million, and total hunting expenditures to be \$26.2 billion. An estimated 32 million people went target shooting with firearms annually, and 12.4 million engaged in archery activities. According to the 2018 National Shooting Sports Foundation's report, *Hunting in America: An Economic Force for Conservation*, hunter spending generates \$185 million per day for the United States economy, and supports as many as 525,000 jobs. The 2018 National Shooting Sports Foundation's report, *Target Shooting in America: An Economic Force for Conservation*, reports that target shooters spent \$16.9 billion in 2016 on equipment and travel, and supported 329,000 jobs.



The Wildlife Restoration Program funds many important projects across the United States. Important research funded includes black bear research in North Carolina; mountain lion population assessments and conservation in California; large-scale moose herd research in Colorado; comprehensive assessments of oil and gas development on mule deer populations in western North Dakota; the study of chronic wasting disease in deer populations in Wisconsin; and a wildlife health and genetics laboratory in Idaho. Funds were also provided for many other projects including a recreational shooting park in Florida and wildlife overpasses in Nevada to prevent accidents and protect human safety.

**Budget Estimate**

The 2020 budget estimate for the Pittman-Robertson Wildlife Restoration Program is \$796,421,000 and 50 FTE. The estimate is based on current law projections provided by the Department of the Treasury’s Office of Tax Analysis.

<b>U.S. FISH AND WILDLIFE SERVICE ESTIMATED APPORTIONMENT OF PITTMAN-ROBERTSON WILDLIFE RESTORATION FUNDS FOR FISCAL YEAR 2019</b>				
	<b>WILDLIFE FUNDS-5220</b>	<b>HUNTER EDUCATION</b>		
		<b>SEC 4(c) FUNDS-5210</b>	<b>ENHANCED FUNDS-5230</b>	
<b><u>STATE</u></b>	<b><u>CFDA: 15.611</u></b>	<b><u>CFDA: 15.611</u></b>	<b><u>CFDA: 15.626</u></b>	<b><u>TOTAL</u></b>
ALABAMA	\$16,579,755	\$3,608,384	\$181,554	\$20,369,693
ALASKA	\$33,378,000	\$1,590,000	\$80,000	\$35,048,000
AMERICAN SAMOA	\$1,112,600	\$265,000	\$13,333	\$1,390,933
ARIZONA	\$18,517,400	\$4,770,000	\$240,000	\$23,527,400
ARKANSAS	\$12,484,365	\$1,590,000	\$80,000	\$14,154,365
CALIFORNIA	\$22,352,951	\$4,770,000	\$240,000	\$27,362,951
COLORADO	\$16,781,231	\$3,796,709	\$191,029	\$20,768,970
CONNECTICUT	\$3,337,800	\$2,698,206	\$135,759	\$6,171,765
DELAWARE	\$3,337,800	\$1,590,000	\$80,000	\$5,007,800
DISTRICT OF COLUMBIA	\$0	\$0	\$0	\$0
FLORIDA	\$10,041,003	\$4,770,000	\$240,000	\$15,051,003
GEORGIA	\$18,798,703	\$4,770,000	\$240,000	\$23,808,703
GUAM	\$1,112,600	\$265,000	\$13,333	\$1,390,933
HAWAII	\$3,337,800	\$1,590,000	\$80,000	\$5,007,800
IDAHO	\$14,307,782	\$1,590,000	\$80,000	\$15,977,782
ILLINOIS	\$12,285,048	\$4,770,000	\$240,000	\$17,295,048
INDIANA	\$9,297,104	\$4,770,000	\$240,000	\$14,307,104

<u>STATE</u>	<u>CFDA: 15.611</u>	<u>CFDA: 15.611</u>	<u>CFDA: 15.626</u>	<u>TOTAL</u>
IOWA	\$10,791,536	\$1,590,000	\$80,000	\$12,461,536
KANSAS	\$13,600,379	\$1,590,000	\$80,000	\$15,270,379
KENTUCKY	\$11,413,490	\$3,275,934	\$164,827	\$14,854,251
LOUISIANA	\$13,027,819	\$3,422,395	\$172,196	\$16,622,410
MAINE	\$6,842,123	\$1,590,000	\$80,000	\$8,512,123
MARYLAND	\$3,613,028	\$4,358,649	\$219,303	\$8,190,980
MASSACHUSETTS	\$3,337,800	\$4,770,000	\$240,000	\$8,347,800
MICHIGAN	\$20,793,652	\$4,770,000	\$240,000	\$25,803,652
MINNESOTA	\$20,317,160	\$4,004,112	\$201,465	\$24,522,736
MISSISSIPPI	\$11,064,616	\$1,590,000	\$80,000	\$12,734,616
MISSOURI	\$17,454,995	\$4,521,243	\$227,484	\$22,203,722
MONTANA	\$20,261,194	\$1,590,000	\$80,000	\$21,931,194
N. MARIANA ISLANDS	\$1,112,600	\$265,000	\$13,333	\$1,390,933
NEBRASKA	\$11,653,317	\$1,590,000	\$80,000	\$13,323,317
NEVADA	\$12,932,397	\$1,590,000	\$80,000	\$14,602,397
NEW HAMPSHIRE	\$3,337,800	\$1,590,000	\$80,000	\$5,007,800
NEW JERSEY	\$3,337,800	\$4,770,000	\$240,000	\$8,347,800
NEW MEXICO	\$14,812,728	\$1,590,000	\$80,000	\$16,482,728
NEW YORK	\$16,800,805	\$4,770,000	\$240,000	\$21,810,805
NORTH CAROLINA	\$17,187,101	\$4,770,000	\$240,000	\$22,197,101
NORTH DAKOTA	\$10,241,093	\$1,590,000	\$80,000	\$11,911,093
OHIO	\$12,354,310	\$4,770,000	\$240,000	\$17,364,310
OKLAHOMA	\$16,081,917	\$2,832,021	\$142,492	\$19,056,430
OREGON	\$15,490,259	\$2,892,207	\$145,520	\$18,527,986
PENNSYLVANIA	\$24,789,198	\$4,770,000	\$240,000	\$29,799,198
PUERTO RICO	\$3,337,800	\$265,000	\$13,333	\$3,616,133
RHODE ISLAND	\$3,337,800	\$1,590,000	\$80,000	\$5,007,800
SOUTH CAROLINA	\$7,580,914	\$3,491,843	\$175,690	\$11,248,448
SOUTH DAKOTA	\$12,605,231	\$1,590,000	\$80,000	\$14,275,231
TENNESSEE	\$19,012,492	\$4,770,000	\$240,000	\$24,022,492
TEXAS	\$33,378,000	\$4,770,000	\$240,000	\$38,388,000
UTAH	\$13,475,617	\$1,590,000	\$80,000	\$15,145,617
VERMONT	\$3,337,800	\$1,590,000	\$80,000	\$5,007,800

<u>STATE</u>	<u>CFDA:</u> <u>15.611</u>	<u>CFDA: 15.611</u>	<u>CFDA:</u> <u>15.626</u>	<u>TOTAL</u>
VIRGIN ISLANDS	\$1,112,600	\$265,000	\$13,333	\$1,390,933
VIRGINIA	\$9,888,737	\$4,770,000	\$240,000	\$14,898,737
WASHINGTON	\$10,822,836	\$4,770,000	\$240,000	\$15,832,836
WEST VIRGINIA	\$7,011,993	\$1,590,000	\$80,000	\$8,681,993
WISCONSIN	\$20,139,717	\$4,293,297	\$216,015	\$24,649,029
WYOMING	\$12,807,402	\$1,590,000	\$80,000	\$14,477,402
<b>TOTAL</b>	<b>\$667,560,000</b>	<b>\$159,000,000</b>	<b>\$8,000,000</b>	<b>\$834,560,000</b>

<b>U.S. FISH AND WILDLIFE SERVICE ESTIMATED APPORTIONMENT OF PITTMAN-ROBERTSON WILDLIFE RESTORATION FUNDS FOR FISCAL YEAR 2020</b>				
	<b>WILDLIFE</b>	<b>HUNTER EDUCATION</b>		
	<b>FUNDS-5220</b>	<b>SEC 4(c)</b>	<b>ENHANCED</b>	
		<b>FUNDS-5210</b>	<b>FUNDS-5230</b>	
<u>STATE</u>	<u>CFDA:</u> <u>15.611</u>	<u>CFDA:</u> <u>15.611</u>	<u>CFDA: 15.626</u>	<u>TOTAL</u>
ALABAMA	\$15,093,684	\$3,404,136	\$192,810	\$18,690,630
ALASKA	\$30,584,700	\$1,500,000	\$84,960	\$32,169,660
AMERICAN SAMOA	\$1,019,490	\$250,000	\$14,160	\$1,283,650
ARIZONA	\$16,561,107	\$4,500,000	\$254,880	\$21,315,987
ARKANSAS	\$11,136,309	\$1,500,000	\$84,960	\$12,721,269
CALIFORNIA	\$20,382,867	\$4,500,000	\$254,880	\$25,137,747
COLORADO	\$15,412,255	\$3,581,801	\$202,873	\$19,196,929
CONNECTICUT	\$3,058,470	\$2,545,478	\$144,176	\$5,748,124
DELAWARE	\$3,058,470	\$1,500,000	\$84,960	\$4,643,430
DISTRICT OF COLUMBIA	\$0	\$0	\$0	\$0
FLORIDA	\$9,135,821	\$4,500,000	\$254,880	\$13,890,701
GEORGIA	\$17,710,682	\$4,500,000	\$254,880	\$22,465,562
GUAM	\$1,019,490	\$250,000	\$14,160	\$1,283,650
HAWAII	\$3,058,470	\$1,500,000	\$84,960	\$4,643,430
IDAHO	\$13,311,368	\$1,500,000	\$84,960	\$14,896,328
ILLINOIS	\$11,058,508	\$4,500,000	\$254,880	\$15,813,388
INDIANA	\$8,415,514	\$4,500,000	\$254,880	\$13,170,394
IOWA	\$9,519,177	\$1,500,000	\$84,960	\$11,104,137
KANSAS	\$12,529,421	\$1,500,000	\$84,960	\$14,114,381
KENTUCKY	\$10,392,668	\$3,090,504	\$175,046	\$13,658,218

<u>STATE</u>	<u>CFDA: 15.611</u>	<u>CFDA: 15.611</u>	<u>CFDA: 15.626</u>	<u>TOTAL</u>
LOUISIANA	\$11,956,043	\$3,228,675	\$182,872	\$15,367,590
MAINE	\$6,194,975	\$1,500,000	\$84,960	\$7,779,935
MARYLAND	\$3,230,688	\$4,111,933	\$232,900	\$7,575,521
MASSACHUSETTS	\$3,058,470	\$4,500,000	\$254,880	\$7,813,350
MICHIGAN	\$18,677,164	\$4,500,000	\$254,880	\$23,432,044
MINNESOTA	\$18,595,102	\$3,777,464	\$213,956	\$22,586,522
MISSISSIPPI	\$10,122,186	\$1,500,000	\$84,960	\$11,707,146
MISSOURI	\$15,898,538	\$4,265,323	\$241,588	\$20,405,449
MONTANA	\$18,765,030	\$1,500,000	\$84,960	\$20,349,990
N. MARIANA ISLANDS	\$1,019,490	\$250,000	\$14,160	\$1,283,650
NEBRASKA	\$10,792,283	\$1,500,000	\$84,960	\$12,377,243
NEVADA	\$11,855,396	\$1,500,000	\$84,960	\$13,440,356
NEW HAMPSHIRE	\$3,058,470	\$1,500,000	\$84,960	\$4,643,430
NEW JERSEY	\$3,058,470	\$4,500,000	\$254,880	\$7,813,350
NEW MEXICO	\$13,624,389	\$1,500,000	\$84,960	\$15,209,349
NEW YORK	\$15,422,463	\$4,500,000	\$254,880	\$20,177,343
NORTH CAROLINA	\$15,887,188	\$4,500,000	\$254,880	\$20,642,068
NORTH DAKOTA	\$9,387,344	\$1,500,000	\$84,960	\$10,972,304
OHIO	\$11,182,420	\$4,500,000	\$254,880	\$15,937,300
OKLAHOMA	\$16,497,071	\$2,671,718	\$151,326	\$19,320,115
OREGON	\$14,189,935	\$2,728,496	\$154,542	\$17,072,973
PENNSYLVANIA	\$22,401,669	\$4,500,000	\$254,880	\$27,156,549
PUERTO RICO	\$3,058,470	\$250,000	\$14,160	\$3,322,630
RHODE ISLAND	\$3,058,470	\$1,500,000	\$84,960	\$4,643,430
SOUTH CAROLINA	\$6,874,068	\$3,294,192	\$186,583	\$10,354,843
SOUTH DAKOTA	\$11,698,845	\$1,500,000	\$84,960	\$13,283,805
TENNESSEE	\$17,006,095	\$4,500,000	\$254,880	\$21,760,975
TEXAS	\$30,584,700	\$4,500,000	\$254,880	\$35,339,580
UTAH	\$12,507,256	\$1,500,000	\$84,960	\$14,092,216
VERMONT	\$3,058,470	\$1,500,000	\$84,960	\$4,643,430
VIRGIN ISLANDS	\$1,019,490	\$250,000	\$14,160	\$1,283,650
VIRGINIA	\$9,013,053	\$4,500,000	\$254,880	\$13,767,933
WASHINGTON	\$9,914,015	\$4,500,000	\$254,880	\$14,668,895
WEST VIRGINIA	\$6,339,325	\$1,500,000	\$84,960	\$7,924,285
WISCONSIN	\$18,454,344	\$4,050,280	\$229,408	\$22,734,032
WYOMING	\$11,774,144	\$1,500,000	\$84,960	\$13,359,104
<b>TOTAL</b>	<b>\$611,694,000</b>	<b>\$150,000,000</b>	<b>\$8,496,000</b>	<b>\$770,190,000</b>

# Migratory Bird Conservation Account





### **Appropriations Language**

*This activity does not require appropriations language, except for advances, which are not requested, as there is permanent authority as provided in the 81<sup>st</sup> Congress, Second Session—Chapter 896, Interior Appropriations Act, 1951, September 6, 1951 (64 Stat. 697) to use the receipts.*

### **Authorizing Statutes**

***The Migratory Bird Conservation Act**, as amended (16 U.S.C. 715-715d, 715e, 715f-715r), established the Migratory Bird Conservation Commission (MBCC) to approve migratory bird areas that the Secretary of the Interior recommends for acquisition. The Act also authorizes the Secretary of the Interior to acquire MBCC-approved migratory bird areas.*

***The Migratory Bird Hunting and Conservation Stamp Act**, as amended (16 U.S.C. 718a-718k), requires all waterfowl hunters 16 years of age or older to possess a Migratory Bird Hunting and Conservation Stamp, commonly known as a Duck Stamp, while waterfowl hunting. Funds from the sale of Duck Stamps are deposited in a special treasury account known as the Migratory Bird Conservation Fund (MBCF) established by this Act. The Act also authorizes the Secretary of the Interior to use funds from the MBCF to acquire waterfowl production areas. The 2014 amendment to the Act (Pub. L. 113-264) increased the price of the Federal Duck Stamp from \$15 to \$25, with the \$10 increase dedicated to the acquisition of conservation easements.*

***The Wetlands Loan Act**, (16 U.S.C. 715k-3 - 715k-5), authorizes the appropriation of advances (not to exceed \$200 million, available until expended) to accelerate acquisition of migratory waterfowl habitat, and requires the Secretary of the Interior, acting through the Service Director, to obtain the approval of the State's Governor or the appropriate State agency to acquire land in the State with MBCF monies. To date, \$197,439,000 has been appropriated under this authority. Funds appropriated under the Wetlands Loan Act are merged with receipts from sales of Duck Stamps and other sources and made available for acquisition of migratory bird habitat under provisions of the Migratory Bird Conservation Act, as amended, or the Migratory Bird Hunting and Conservation Stamp Act, as amended.*

***The National Wildlife Refuge System Administration Act**, as amended (16 U.S.C. 668dd-668ee), requires payment of fair market value for any right-of-way granted over, across, through, or under National Wildlife Refuge System lands. These payments are deposited into the MBCF.*

***The Emergency Wetlands Resources Act**, as amended (P. L. 99-645; 100 Stat. 3582), provides for: (1) an amount equal to the amount of all import duties collected on arms and ammunition to be paid quarterly into the MBCF, and (2) removal of the repayment provision of the Wetlands Loan Act (P. L. 87-383).*

**Appropriation: Migratory Bird Conservation Account**

	2018 Actual	2019 Estimate	2020				Change from 2019 (+/-)
			Fixed Costs (+/-)	Internal Transfers (+/-)	Program Changes (+/-)	Budget Request	
Land Acquisition: Fee, Easements, and Leases (\$000)	80,812	75,091	0	0	+3,959	79,050	+3,959
U.S. Postal Service Duck Stamp Printing and Sales Costs (\$000)	518	600	0	0	0	600	0
<b>Total, Migratory Bird Conservation Account</b> <i>FTE</i>	<b>81,330</b> <i>67</i>	<b>75,691</b> <i>67</i>	<b>0</b> <i>0</i>	<b>0</b> <i>0</i>	<b>+3,959</b> <i>0</i>	<b>79,650</b> <i>67</i>	<b>+3,959</b> <i>0</i>

\*The amounts presented in 2018 and 2019 include sequestration in accordance with section 251(a) of the Balanced Budget and Emergency Deficit Control Act, 2 U.S.C. 901(a). In addition, the amounts in 2018 and 2019 include amounts previously sequestered, which are now available in accordance with said Act.

**Program Overview**

The Migratory Bird Conservation Fund (MBCF) supports America's conservation legacy and its tradition of migratory bird hunting. The MBCF is a sportsmen and waterfowl enthusiast-funded account that provides the Secretary of the Interior (Secretary) with monies to acquire important waterfowl habitat for the National Wildlife Refuge System under the authority of the *Migratory Bird Conservation Act* and the *Migratory Bird Hunting and Conservation Stamp Act*.

The *Migratory Bird Conservation Act* established the Migratory Bird Conservation Commission (MBCC), which oversees MBCF expenditures. The MBCC is chaired by the Secretary and includes four members of Congress. Over its 80-year history, the MBCC has approved acquisition of key wetland habitats to sustain migratory bird populations, while establishing or enhancing many of our Nation's most popular destinations for public waterfowl hunting and bird watching. Since 1935, the MBCC has approved proposals to establish or expand more than 240 national wildlife refuges using the MBCF. These national wildlife refuges now account for 75% of all public refuge visits for waterfowl and migratory bird hunting and 52% of all public refuge visits for fishing. By protecting more wetlands, these refuges also improve water quality and groundwater recharge, and moderate flooding events.

All proposed MBCF land acquisitions for national wildlife refuges must be approved by the MBCC, and the MBCC only considers such proposals in a State after:

- The State's legislature has consented by law to acquisition by the United States (16 U.S.C. 715f);
- The Secretary, acting through the Director of the U.S. Fish and Wildlife Service, has consulted with the affected county or other unit of local government and with the State's Governor or the appropriate State agency, about the proposed land acquisition (16 U.S.C. 715c); and
- The State's Governor or his/her designee has approved the acquisition (16 U.S.C. 715k-5).

Additionally, the State official that administers the State's game laws, or his/her representative, serves as an ex officio member of the MBCC and considers and votes on all proposed acquisitions in their State.

There are two major sources of funds deposited into the MBCF account. The best-known source is the revenue received from the sale of Migratory Bird Hunting and Conservation Stamps, commonly known as Duck Stamps, as provided for under the *Migratory Bird Hunting and Conservation Stamp Act*. In accordance with the *Federal Duck Stamp Act of 2014*, all amounts in excess of \$15 received from the sale of each Duck Stamp can be used only for conservation easement acquisition. The other major funding source is import duties collected on arms and ammunition, as provided for under the *Emergency Wetlands*



*Resources Act.* The MBCF is further supplemented by payments for rights-of-way granted across refuge lands, and any proceeds from refuge land disposals. State-reverted funds in the Federal Aid in Wildlife Restoration account are also used for MBCF purposes.

**Budget Estimate**

---

The 2020 budget estimate for the Migratory Bird Conservation Fund is \$79,650,000 and 67 FTE.

This page intentionally left blank.

# Recreation Fee Program





### **Appropriations Language**

The 2019 budget proposed to permanently reauthorize the Federal Lands Recreation Enhancement Act, which expires in September 2019. As a precaution, the budget also proposed appropriations language to provide a two-year extension of FLREA through September 2021.

### **Authorizing Statutes**

*Federal Lands Recreation Enhancement Act* (16 U.S.C. 6801-6814). The Federal Lands Recreation Enhancement Act (FLREA) provides the authority to establish, modify, charge, and collect recreation fees at Federal recreation land and waters. The Act seeks to improve recreational facilities and visitor opportunities and services on Federal recreational lands by reinvesting receipts from fair and consistent recreational fees and pass sales. The 2019 budget proposed legislation to permanently authorize the Federal Lands Recreation Enhancement Act, which will expire on September 30, 2019. Permanent authorization of FLREA will further the Secretary's priority of generating additional revenues to support DOI and National interests by ensuring that recreation fees collected on national wildlife refuges are reasonable and targeted to achieve cost recovery.

These specified allowable purposes include terms that are broad and have commonly understood, or ordinary, meanings. They include:

- Repair: Which generally means to fix or mend a thing suffering from damage or a fault; make good by fixing or repairing it; put right;
- Maintenance: Which generally means the process of maintaining or preserving someone or something, or the state of being maintained; the process of keeping something in good condition;
- Facility Enhancement (related directly to visitor enjoyment): This is generally understood to be an intensification, increase, or further improvement of the quality or value of a facility;
- Visitor Access: Which generally means approaching or entering a place; the right or opportunity to use or benefit from something; the condition of being able to be reached or obtained;
- Health: Which generally means the state of being free from illness or injury;
- Safety: Which generally means the condition of being protected from or unlikely to cause danger, risk, or injury;
- Interpretation: Which is generally understood to be the action of explaining the meaning of something; an explanation or way of explaining;
- Visitor Information: Which is generally understood to be providing visitors with facts about something or someone related to the visit;
- Visitor Service: Which is generally understood to be the action of helping or doing work for someone; assistance or advice given to a visitor;
- Signs: Which is generally understood to mean a notice that is publicly displayed giving information or instructions in a written or symbolic form; and
- Law enforcement related to public use and recreation.

**Appropriation: Federal Lands Recreation Fee Program**

		2018 Actual	2019 Estimate	2020			Change from 2019 Estimate (+/-)
				Fixed Costs (+/-)	Program Changes (+/-)*	Budget Request	
Federal Lands Recreation Fee (\$000)		7,505	5,104	0	+58	5,162	+58
Program	FTE	30	30	0	0	30	0

\*The amount presented in 2018 and 2019 includes the sequestration in accordance with Sec. 251A of the BBDECA, 2 U.S.C 901a. In addition, the amounts in 2018, 2019, and 2020 include amounts previously sequestered, which are now available in accordance with said Act.

**Program Mission**

The intent of the Federal Lands Recreation Fee Program is to provide an additional revenue source for “repair, maintenance, and facility enhancement related directly to visitor enjoyment, visitor access, and health and safety; interpretation, visitor information, visitor service, visitor needs assessments, and signs; habitat restoration directly related to wildlife-dependent recreation that is limited to hunting, fishing, wildlife observation, or photography; law enforcement related to public use and recreation; direct operating or capital costs associated with the Recreation Fee Program; and a fee management agreement established under section 6(a) or a visitor reservation service.” [From FLREA, 16 U.S.C. 6803(c)].

**Program Overview**

The Recreation Fee Program, authorized through September 30, 2019, allows the collection of entrance, expanded amenity, and special recreation permit fees on Federal lands and waters managed by the Department of the Interior, such as National Wildlife Refuges. The Service returns at least 80 percent of the collections to the specific refuge site of collection to offset program costs and enhance visitor facilities and programs. The Service has more than 166 approved Recreation Fee Program sites. An additional 28 National Fish Hatchery, Ecological Service offices, or other refuge sites also sell the National Parks & Federal Recreational Lands Annual Pass to improve pass availability for the public in certain regions. The Service’s Recreation Fee Program expects to collect approximately \$5,100,000 in FY 2019 and \$5,162,000 in FY 2020 under FLREA authority.

**Budget Estimate**

The 2020 budget estimate for the Federal Lands Recreation Fee Program is \$5,162,000 and 30 FTE.

# Contributed Funds





**Appropriations Language**

Activities funded from this account do not require appropriation language since there is permanent authority to use the receipts.

**Authorizing Statutes**

***Fish and Wildlife Coordination Act*** (16 U.S.C. 661-668). This Act authorized the Secretary of the Interior to accept donations of land and contributed funds in furtherance of the purposes of the Act.

***Fish and Wildlife Act of 1956*** (16 U.S.C. 743b-7421). This Act authorizes loans for commercial fishing vessels; investigations of fish and wildlife resources; and cooperation with other agencies. The Service is also authorized to accept donations of real and personal property. P.L. 105-242 amended this act to authorize cooperative agreements with nonprofit organizations, academic institutions, or State and local governments to construct, operate, maintain, or improve refuge facilities and services, and to promote volunteer outreach and education programs. Funds contributed by partners from sales and gifts must be deposited in a separate account in the Department of the Treasury.

***Land and Water Conservation Fund Act*** (16 U.S.C. 4601-1h). This Act authorizes donations of fund, property, and personal services or facilities for the purposes of the Act.

***National Wildlife Refuge System Volunteer and Community Partnership Act*** (16 U.S.C. 742). Authorizes cooperative agreements with nonprofit partner organizations, academic institutions, or State and local governments to construct, operate, maintain, or improve refuge facilities and services, and to promote volunteer, outreach, and education programs.

***National Fish Hatchery System Volunteer Act*** (120 STAT 2058-2061). Authorizes cooperative agreements with nonprofit partner organizations, academic institutions, or State and local governments to promote the stewardship of resources through biological monitoring or research; to construct, operate, maintain, or improve hatchery facilities, habitat and services, and to promote volunteer, outreach, and education programs.

**Appropriation: Contributed Funds**

		2018 Actual	2019 Estimate	2020			Change from 2019 (+/-)	
				Fixed Costs (+/-)	Internal Transfers (+/-)	Program Changes (+/-)		Budget Request
Contributed Funds	(\$000)	3,966	5,000	0	0	0	5,000	0
	<i>FTE</i>	18	18	0	0	0	18	0

**Program Overview**

The Service accepts unsolicited contributions from other governments, private organizations, and individuals. Once collected, the funds are used to support a variety of fish and wildlife conservation projects that contribute to fulfillment of DOI goals and the Service’s mission.

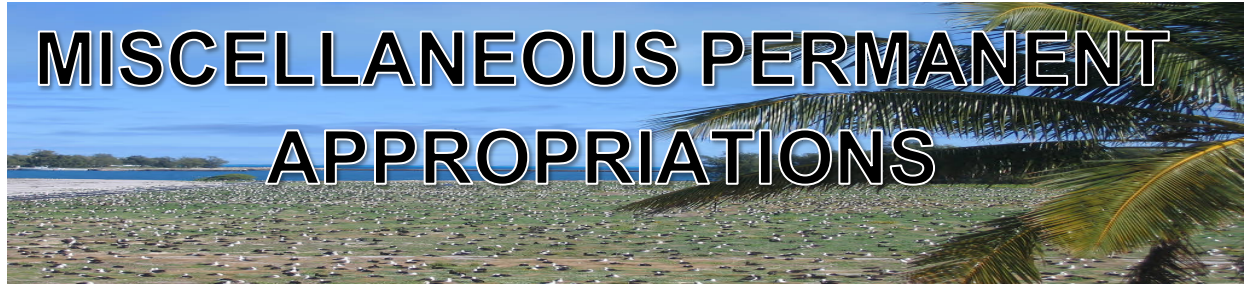
Contributions are difficult to accurately forecast due to external events. In recent years, annual contributions have ranged from approximately \$3.7 million in FY 2014 to \$5.0 million in FY 2017.

**Budget Estimate**

The 2020 budget estimate for Contributed Funds is \$5,000,000 and 18 FTE.

# Miscellaneous Permanent Appropriations





### **Appropriations Language**

Activities funded from these mandatory spending accounts do not require appropriation language since they were authorized in previous years.

### **Authorizing Statutes**

*Department of the Interior and Related Agencies Appropriations Act, as amended*, (P.L. 98-473, section 320; 98 Stat. 1874). Provides that all rents and charges collected for quarters of agencies funded by the Act shall be deposited and remain available until expended for the maintenance and operation of quarters of that agency.

*Flood Control Act, as amended*, (16 U.S.C. 460d). Provides that receipts collected from the sales of timber and crops produced on U.S. Army Corps of Engineers land leased by another Federal agency for natural resources conservation may be used to cover expenses of producing these products and for managing the land for natural resource purposes.

*Truckee-Carson Pyramid Lake Water Rights Settlement Act*, (P.L. 101-618, section 206(f)), as amended by Department of the Interior and Related Agencies Appropriations Act for FY 1998, (P.L. 105-83). Authorizes certain revenues and donations from non-federal entities to be deposited into the Lahontan Valley and Pyramid Lake Fish and Wildlife Fund to support restoration and enhancement of wetlands in the Lahontan Valley and to restore and protect the Pyramid Lake fishery, including the recovery of two endangered or threatened species of fish. Payments to the Bureau of Reclamation for storage in Northern Nevada's Washoe Project that exceed the operation and maintenance costs of Stampede Reservoir are deposited into the Fund and are available without further appropriation, starting in FY 1996. Beginning in FY 1998, P.L. 105-83 provides that receipts from the sales of certain lands by the Secretary of the Interior are to be deposited into the Lahontan Valley and Pyramid Lake Fish and Wildlife Fund.

*Commercial Filming Fee*, (P.L. 113-287). This law authorizes a fee system for commercial filming activities on Federal land and to use the fees for expenditure by the Secretary, without further appropriation.

*Community Partnership Enhancement Act of 1998*, (16 U.S.C. 742f). This act authorizes the cooperative agreements with nonprofit organizations, academic institutions, or State and local governments to construct, operate, maintain, or improve refuge facilities and services, and to promote volunteer outreach and education programs.

**Appropriation: Miscellaneous Permanent Appropriations**

		2018 Actual	2019 Estimate	2020			Budget Request	Change from 2019 (+/-)
				Fixed Costs (+/-)	Internal Transfers (+/-)	Program Changes (+/-)		
Operations and Maintenance of Quarters	(\$000)	3,364	3,300	0	0	+50	3,350	0
	<i>FTE</i>	3	3	0	0	0	3	0
Proceeds from Sales	(\$000)	168	225	0	0	+25	250	0
	<i>FTE</i>	1	1	0	0	0	1	0
Lahontan Valley & Pyramid Lake Fish and Wildlife Fund	(\$000)	176	425	0	0	0	425	0
	<i>FTE</i>	0	0	0	0	0	0	0
Film and Photography Fee Program	(\$000)	0	75	0	0	0	75	0
	<i>FTE</i>	0	0	0	0	0	0	0
Community Partnership Enhancement	(\$000)	154	100	0	0	0	100	0
	<i>FTE</i>	0	0	0	0	0	0	0
<b>Total, Miscellaneous Permanent Appropriations</b>	<b>(\$000)</b>	<b>3,862</b>	<b>4,125</b>	<b>0</b>	<b>0</b>	<b>+75</b>	<b>4,200</b>	<b>0</b>
	<i>FTE</i>	<b>4</b>	<b>4</b>	<b>0</b>	<b>0</b>	<b>0</b>	<b>4</b>	<b>0</b>

**Program Overview****Operations and Maintenance of Quarters**

The Operations and Maintenance of Quarters (Quarters) Account uses receipts from the rental of Service quarters to pay for maintenance and operation of those quarters. Certain circumstances, including a lack of off-site residences and site isolation, require Service personnel to occupy government-owned quarters. Such work includes protecting fish hatchery stock (e.g. maintaining water flow to fish rearing ponds during freezing temperatures), monitoring water management facilities, ensuring the health and welfare of visitors, responding to fires and floods, and protecting government property.

**Proceeds From Sales, Water Resources Development Projects**

As described in 16 U.S.C. 460(d), receipts collected from the sale of timber and crops from Refuge System lands leased or licensed from the Department of the Army may be used to pay the costs of production of the timber and crops and for managing wildlife habitat. Twenty-three National Wildlife Refuges were established as overlay projects on U.S. Army Corps of Engineers land, and they are administered in accordance with cooperative agreements. The agreements provide that timber and grain may be harvested and sold with the receipts returned for development, conservation, maintenance, and utilization of such lands. The Service has used these funds in the past for soil amendments; road construction and repairs; and ditch and fence construction and maintenance. These expenses cannot exceed the receipt amounts deposited as proceeds from sales.

**Lahontan Valley and Pyramid Lake Fish and Wildlife Fund**

Pursuant to the Truckee-Carson Pyramid Lake Water Rights Settlement Act of 1990, the Lahontan Valley and Pyramid Lake Fish and Wildlife Fund receives revenues and donations from non-Federal parties to support the restoration and enhancement of wetlands in the Lahontan Valley and to restore and protect the Pyramid Lake fishery. Payments received from the Bureau of Reclamation's Washoe and Truckee Storage Projects in excess of operation and maintenance costs for Stampede Reservoir are available without further

appropriation. Donations made for express purposes and State cost-sharing funds are available without further appropriation. The Secretary is also authorized to deposit proceeds from the sale of certain lands, interests in lands, and water rights into the Fund.

**Film and Photography Fee Program**

Congress provided authority for the Service to require permits and establish reasonable fees for commercial filming activities and certain still photography activities under Service jurisdiction. It requires all four bureaus involved—the Service, National Park Service, Bureau of Land Management, and U.S. Forest Service—to develop and implement a consistent fee schedule. To date, the four bureaus have revised the draft fee schedule after a public comment period, and the final fee schedule has not yet been published. Once the Service is able to charge and collect these fees, all costs recovered under this Act shall be available for expenditures by the Secretary, without further appropriation, at the site where collected, and shall remain available until expended.

**Community Partnership Enhancement**

The Community Partnership fund was established to encourage volunteer programs, donations, and other contributions by persons or organizations for the benefit of a particular wildlife refuge or complex. The partnership between a refuge or complex and non-federal organizations may promote public awareness of the resources of the Refuge System and public participation in the conservation of resources. Partnerships may be in the form of a non-profit organization (as described in section 501(c)(3) of the Internal Revenue Code of 1986 and is exempt from taxation under section 501(a) of that Code), academic institution, or State or local government agency to carry out projects or programs for a refuge or refuge complex.

Funds may be used to promote education and the conservation of fish, wildlife, plants, and cultural and historical resources on a refuge or refuge complex.

**2020 Budget Estimate**

---

The 2020 budget estimate for Miscellaneous Permanent Appropriations is \$4,200,000 and 4 FTE.

This page intentionally left blank.



# Administrative Provisions and Legislative Proposals



**Legislative Proposals**

**Public Lands Infrastructure Fund**

Interior manages an infrastructure asset portfolio with a replacement value exceeding \$300 billion, ranging from elementary and secondary schools serving Indian children in the West, to highways and bridges serving the daily commuting needs of the Washington, D.C., metropolitan area. Most well-known, are Interior’s iconic and unique national treasures that have priceless historical significance. Many of these assets are deteriorating, with older assets becoming more expensive to repair and maintain in good condition.

Interior and Agriculture manage an infrastructure asset portfolio with over \$18 billion in deferred maintenance, which includes structures, trails, roads, utility systems, and Bureau of Indian Education (BIE) schools. To address these needs, the Budget includes \$6.5 billion over 5 years for a Public Lands Infrastructure Fund. The Fund will support infrastructure improvements through an allocation of 70 percent for national parks, 10 percent for national forests, 10 percent for wildlife refuges, five percent for BIE schools, and five percent for lands managed by the Bureau of Land Management. The Fund will be supported by the deposit of 50 percent of all Federal energy development revenue that would otherwise be credited or deposited as miscellaneous receipts to the Treasury over the 2020–2024 period, subject to an annual limit of \$1.3 billion. Interior and Agriculture would prioritize projects, monitor implementation, and measure results. This investment will significantly improve many of America’s most visible, visited, and treasured places.

**Expiring Authorization Citation**

Bureau/Office Name	Fish and Wildlife Service
Program Name	Land Acquisition
Citation	16 USC 2801-2810; 94 Stat. 1198
Title of Legislation	Land and Water Conservation Fund
Last Year of Authorization	2018
Appropriation in Last Year of Authorization (\$000)	\$63,839,000
BY Budget Request (\$000)	\$9,864,000
Explanation of Authorization Requirement for BY	None
Program Description	Authorizes appropriations to the Fish and Wildlife Service to acquire land for National Wildlife Refuges as otherwise authorized by law.

This page intentionally left blank.

# Appendices



## Section 403 Compliance

**Purpose:** To fulfill legislative requirements for disclosure of program assessments used to support Government-wide, departmental, or agency initiatives or general operations. H. R. 1625 / Public Law 115-141, Consolidated Appropriations Act, 2018:

*SEC. 403. The amount and basis of estimated overhead charges, deductions, reserves or holdbacks, including working capital fund and cost pool charges, from programs, projects, activities and subactivities to support government-wide, departmental, agency, or bureau administrative functions or headquarters, regional, or central operations shall be presented in annual budget justifications and subject to approval by the Committees on Appropriations of the House of Representatives and the Senate. Changes to such estimates shall be presented to the Committees on Appropriations for approval.*

Pursuant to the *Section 403* directive, the Service fully discloses its administrative costs as follows:

**REGIONAL COMMON PROGRAM SERVICES:** Each region has reported on common program services (shared costs) and direct charges. A few examples of these services include facilities management, safety initiatives, and circumstances where programs pay for specific administrative services. As we transition to joint administrative operations under a Headquarters Assistant Director, these charges will become national charges.

**NON-RESOURCE MANAGEMENT USER-PAY COST SHARE:** Non-Resource Management Programs continue to pay annually for the administrative services they consume. The funding received from Non-Resource Management Programs supplements central, regional and Servicewide support operations. Specifically, the Non-Resource Management Programs pay for their actual use of communication services and Workers' Compensation. Other costs, such as Washington and Regional office administration and Service-wide costs, such as Unemployment Compensation are measured through FTE usage.

**WORKERS' COMPENSATION:** The Service has historically paid workers' compensation costs centrally through the Servicewide bill paying account. As a result, programs were not aware of the costs that result from employee injuries. Since FY 2015, workers' compensation costs have been charged to the applicable programs. The Service made this change to address an audit finding and provide incentive for programs to participate in the Department's Return to Work initiative.

**ENTERPRISE-WIDE SERVICES:** In order to provide the necessary level of funding for Enterprise-wide and Working Capital Fund Direct Bill services, the Service assesses its resource management programs for costs that can be directly tracked back to users. This includes software licenses, cell phone costs, personnel system costs, employee badges and the like.

**RESERVES:** The Service Director manages a deferred allocation fund of up to one-half of one percent of the current year Resource Management appropriation for each subactivity in excess of three million dollars. These management reserve funds are used for unanticipated requirements and are applied consistently with the original appropriation.

The Service strictly adheres to the policy that Congressional priorities must be funded in their entirety and are not subject to the deferred allocation or user-pay cost share.

Below shows administrative cost estimates for FYs 2019 and 2020:

	<b>Fiscal Year 2019</b>
<b>External Administrative Costs</b>	
WCF Centralized Billings	\$23,253,700
WCF Direct Billings/Fee for Service	\$17,086,100
<b>Program Assessments</b>	
Holdbacks, Reserves, and Deductions	\$6,395,010
<b>Bureau Administrative Costs/Central and Regional Operations</b>	
Regional Common Program Services	\$26,000,000
Non-Resource Management User-Pay Cost Share	\$9,157,807
Workers' Compensation	\$832,000
Enterprise-Wide Services	\$23,000,000
One-Time Security and IT Investments	\$2,856,700

	<b>Fiscal Year 2020</b>
<b>External Administrative Costs</b>	
WCF Centralized Billings	\$24,960,600
WCF Direct Billings/Fee for Service	\$17,135,100
<b>Program Assessments</b>	
Holdbacks, Reserves, and Deductions	\$6,285,805
<b>Bureau Administrative Costs/Central and Regional Operations</b>	
Regional Common Program Services	\$27,000,000
Non-Resource Management User-Pay Cost Share	\$9,249,385
Workers' Compensation	\$627,000
Enterprise-Wide Services	\$23,000,000



<b>Employee Count by Grade</b>			
<b>(Total Employment)</b>			
	FY 2018 Actual	FY 2019 Estimate	FY 2020 Estimate
Executive Level V .....	0	0	1
SES .....	18	18	21
<b>Subtotal .....</b>	<b>18</b>	<b>18</b>	<b>22</b>
SL - 00 .....	1	1	1
ST - 00 .....	0	0	0
<b>Subtotal .....</b>	<b>1</b>	<b>1</b>	<b>1</b>
GS/GM -15 .....	130	125	113
GS/GM -14 .....	545	540	530
GS/GM -13 .....	1,399	1,390	1,370
GS -12 .....	1,697	1,690	1,675
GS -11 .....	1,544	1,544	1,535
GS -10 .....	8	8	8
GS - 9 .....	923	930	940
GS - 8 .....	113	113	105
GS - 7 .....	558	567	565
GS - 6 .....	193	190	190
GS - 5 .....	446	450	451
GS - 4 .....	163	165	165
GS - 3 .....	74	75	75
GS - 2 .....	10	10	15
GS - 1 .....	0	1	2
<b>Subtotal .....</b>	<b>7,803</b>	<b>7,798</b>	<b>7,739</b>
Other Pay Schedule Systems .....	685	648	644
<b>Total employment (actuals &amp; estimates) .....</b>	<b>8,507</b>	<b>8,465</b>	<b>8,406</b>

DEPARTMENT OF THE INTERIOR U.S. FISH AND WILDLIFE SERVICE Allocations Received from Other Accounts						
Department Program	FY 2018 Actual		FY 2019 Estimate		FY 2020 Estimate	
	Budget Authority	Outlays	Budget Authority	Outlays	Budget Authority	Outlays
<b>Department of Agriculture:</b>						
Forest Pest Management 8550	0	77,134	0	27,770	0	0
Forest Pest Management 8874	157,000	15,000	200,000	187,100	200,000	200,000
<b>Department of the Interior:</b>						
<i>Office of Natural Resource Damage Assessment and Restoration</i>						
Damage Assessment 8300	1,554,627	2,256,719	2,000,000	1,866,388	2,000,000	2,000,000
Restoration 9800	22,774,328	17,098,701	14,000,000	16,632,298	14,000,000	14,000,000
<i>Office of Wildland Fire Coordination</i>						
Wildland Fire Management	84,128,208	81,369,174	64,000,000	70,038,462	64,000,000	64,000,000
Disaster Relief - Hurricane Sandy	868,685	7,170,481	0	4,500,000	0	1,900,000
<i>Bureau of Land Management</i>						
Central Hazardous Materials Fund	3,007,653	4,148,159	4,000,000	3,702,296	4,000,000	4,000,000
So. Nevada Public Lands Management	1,341,000	824,324	1,000,000	1,102,300	1,000,000	1,000,000
Energy Act - Permit Improvement	1,201,000	1,387,077	1,201,000	1,201,000	1,201,000	1,201,000
<b>Department of Transportation:</b>						
Federal Highway Administration-Discretionary 0500	4,424,394	1,237,502	2,000,000	2,727,318	2,000,000	2,000,000
Federal Highway Administration- Mandatory 8083	9,514,274	10,310,397	8,000,000	8,454,282	8,000,000	8,000,000
<b>TOTAL</b>	128,971,169	125,894,668	96,401,000	110,439,215	96,401,000	98,301,000